

56th GEF Council Meeting
June 11 – 13, 2019
Washington, D.C.

GEF-7 CORPORATE SCORECARD

JUNE 2019



GLOBAL ENVIRONMENT FACILITY
INVESTING IN OUR PLANET

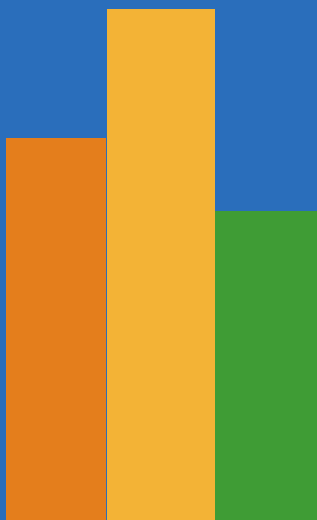
GEF-7 Corporate **SCORECARD**

JUNE 2019
























SCORECARD SECTIONS

1. Contribution to the Generation of Global Environmental Benefits	1
2. Impact Programs	2–3
3. Programming by Focal Area	4
4. Use of STAR Flexibility	4
5. Programming by Agency	5
6. STAR Utilization by GEF Region, LDCs, and SIDS	6
7. Co-Financing	7
8. Climate-Related Financing	7
9. Stakeholder Engagement	8
10. Gender Equality	9
11. Activities of the Country Support Program	10
12. Upstream Country Consultations	11
13. Communications	12
14. E-Courses	12
15. Highlights of the Period	13



1. CONTRIBUTION TO THE GENERATION OF GLOBAL ENVIRONMENTAL BENEFITS

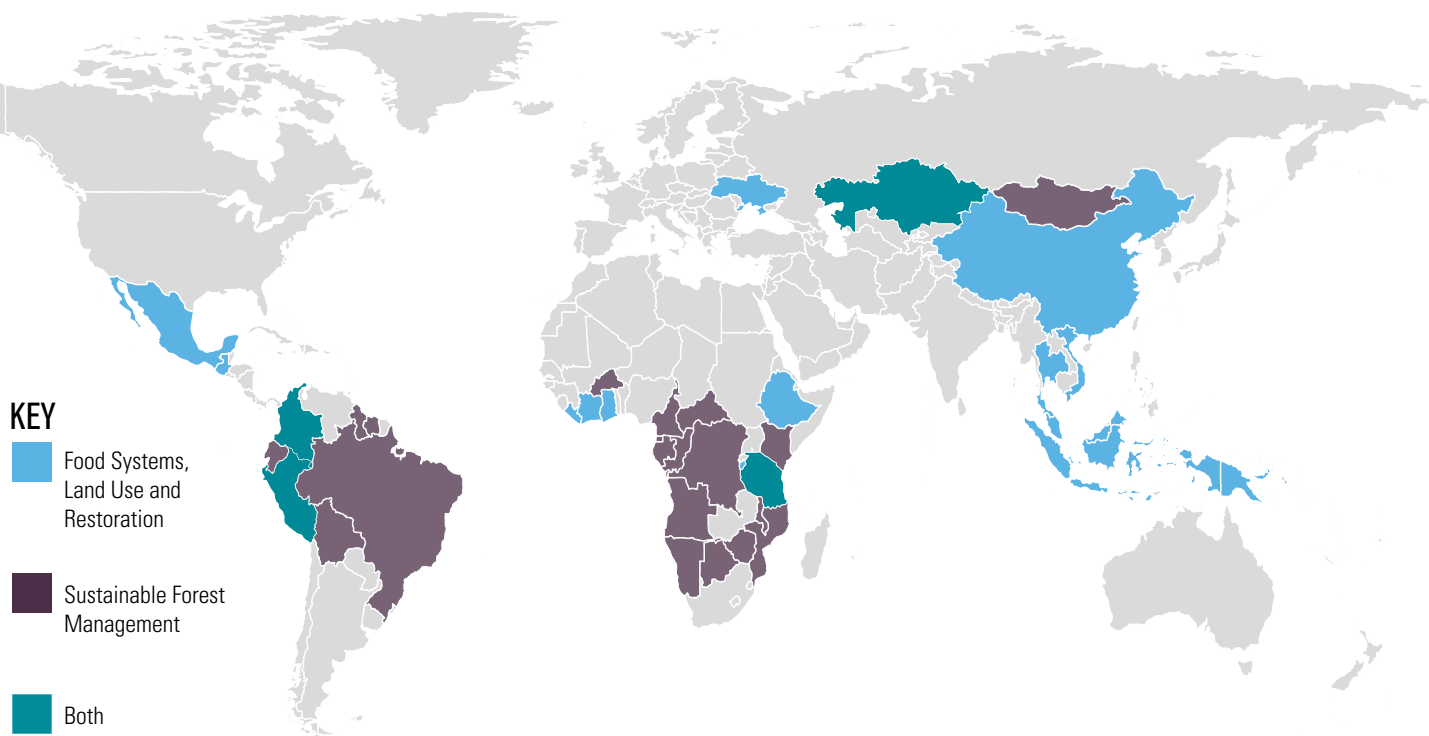
The GEF-7 results framework is linked to the GEF-7 programming strategy through 11 core indicators that track progress towards Global Environmental Benefit (GEB) targets for GEF-7. The new framework allows for the comprehensive monitoring of the results generated by GEF projects and programs, including multiple benefits across focal areas as well as tracking data on beneficiaries disaggregated by gender. The table below shows the extent to which the GEF is progressing towards its targets. It gives the expected results of approved projects and programs in GEF-7 as of May 22, 2019, including the proposed June 2019 Work Program, as a percentage of each GEF-7 target. The table is based on 7 programs, 47 full-sized projects, and 5 medium-sized projects at the stage of project identification (PIF) / program framework (PFD) approval and 1 medium-sized project at CEO approval in GEF-7.

CORE INDICATOR	EXPECTED RESULTS	TARGET
 1. Terrestrial protected areas created or under improved management for conservation and sustainable use (million hectares)	 35.1%	200
 2. Marine protected areas created or under improved management for conservation and sustainable use (million hectares)	 35.7%	8
 3. Area of land restored (million hectares)	 78.1%	6
 4. Area of landscapes under improved practices (million hectares; excluding protected areas)	 27.2%	320
 5. Area of marine habitat under improved practices to benefit biodiversity (million hectares; excluding protected areas)	 6.5%	28
 6. Greenhouse Gas Emissions Mitigated (million metric tons of CO ₂ e)	 38.8%	1500
 7. Number of shared water ecosystems (fresh or marine) under new or improved cooperative management	 28.1%	32
 8. Globally over-exploited marine fisheries moved to more sustainable levels (thousand metric tons)	 2.3%	3500
 9. Reduction, disposal/destruction, phase out, elimination and avoidance of chemicals of global concern and their waste in the environment and in processes, materials and products (thousand metric tons of toxic chemicals reduced)	 30.9%	100
 10. Reduction, avoidance of emissions of POPs to air from point and non-point sources (grams of toxic equivalent gTEQ)	 42.9%	1300
 11. Number of direct beneficiaries disaggregated by gender as co-benefit of GEF investment	15,211,810	MONITORED

2. IMPACT PROGRAMS

The Impact Programs included in the June 2019 Work Program cover four important global systems for advancing transformational change with multiple global environmental benefits: food systems, land use and restoration, Amazon forests, Congo Basin forests, and dryland landscapes. These programs are bringing countries together to cooperatively work on common environmental challenges with direct ecological, economic and social benefits at the regional and global scales.

In the Food Systems, Land Use and Restoration program, 18 countries will address environmental degradation caused by unsustainable production of key commodities in a variety of landscapes around the world. In the Amazon Sustainable Landscapes program, 7 countries that account for 92% of the Amazon basin territory will work together with a joint vision to maintain and improve the ecological health and integrity of the Amazon biome. The Congo Basin Sustainable Landscapes program will



IMPACT PROGRAMS

Food Systems, Land Use and Restoration (FOLUR)

Sustainable Cities

Sustainable Forest Management for Major Biomes

Sustainable Forest Management Impact Program on Dryland Sustainable Landscapes

The Congo Basin Sustainable Landscapes

Amazon Sustainable Landscapes Program¹

PROGRAMMING TO DATE

54%

0%

99%

97%

106%

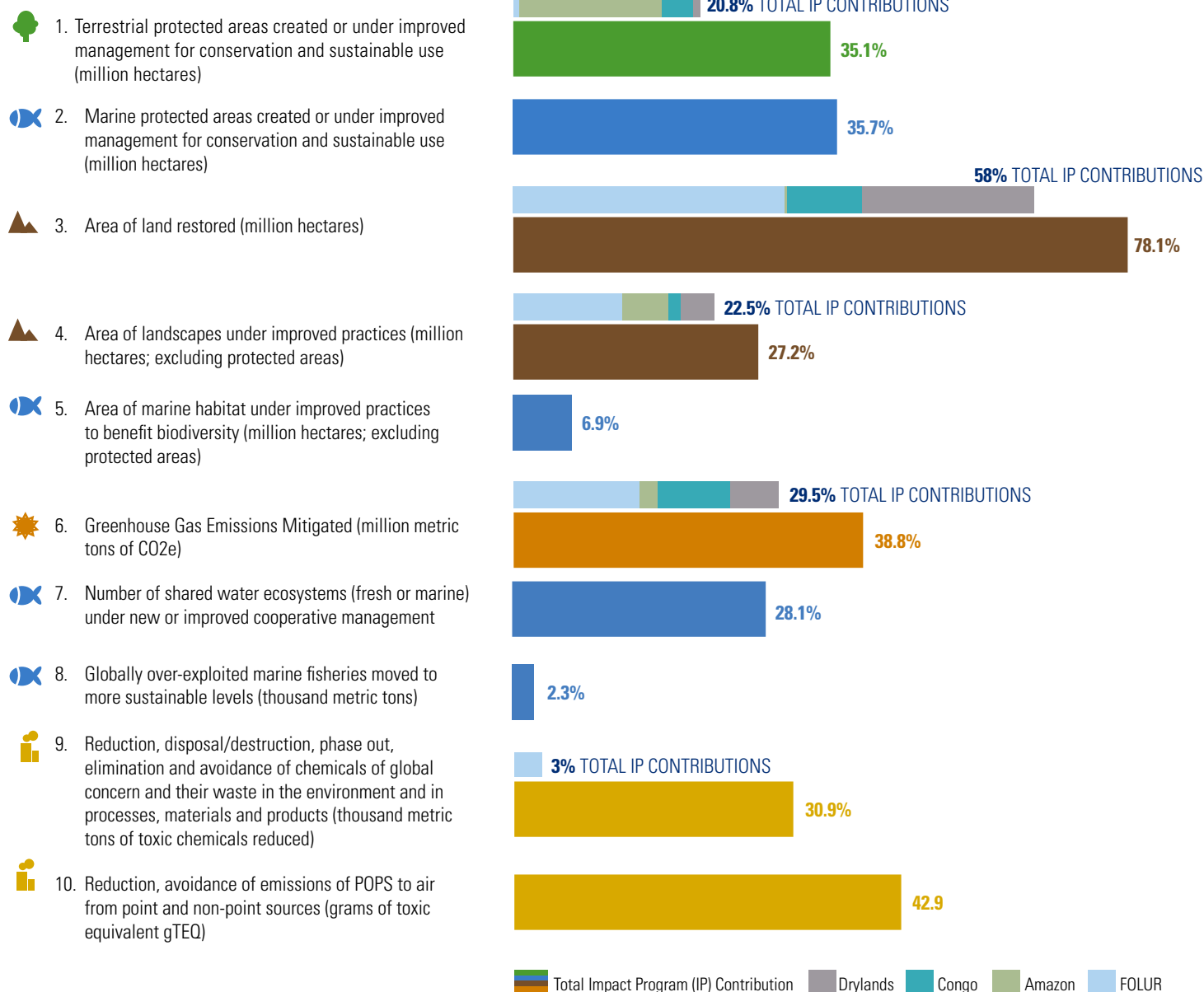
¹ Some countries that joined in the Amazon Program allocated more STAR resources than was required to trigger the 2:1 incentive mechanism.

catalyze transformational change through 6 critical transboundary landscapes in 6 countries for the conservation and sustainable management of the Congo. In the Drylands Sustainable Landscapes program, 11 countries in 3 dryland regions will transform their management of these critical ecosystems, establishing the basis for the scaling-up of sustainable dryland management to regional and global levels.

The map below shows the global reach of each of the Impact Programs. The table shows the programming to date for each Impact Program (IP), expressed as a percentage of the notional budgets of the GEF-7 replenishment. The diagram shows the contribution of each Impact Program to the total expected results of GEF-7 programming to date, as a percentage of the overall core indicator target.

CORE INDICATOR










CONTRIBUTIONS TO THE GENERATION OF GLOBAL ENVIRONMENT BENEFITS



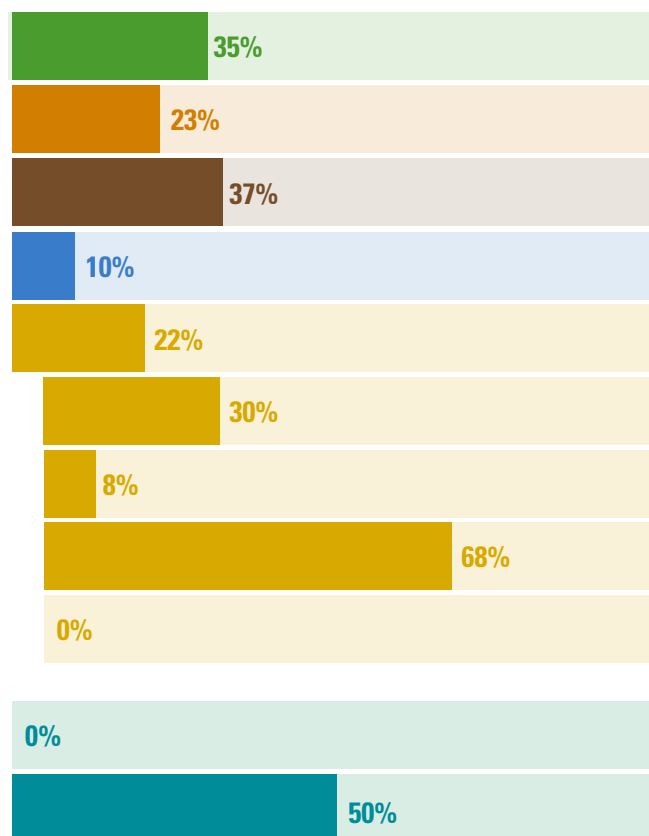
3. PROGRAMMING BY FOCAL AREA

This section summarizes the progress made in programming GEF-7 resources as of May 1st, 2019, including the proposed June 2019 Work Program. It provides a cumulative summary of GEF-7 utilization of funds against the programming envelopes that were established by the Council during the GEF-7 Replenishment.

FOCAL AREAS

-  Biodiversity
-  Climate Change
-  Land Degradation
-  International Waters
-  Chemicals and Waste
 -  *Persistent Organic Pollutants (POPs)*
 -  *Mercury*
 -  *Strategic Approach to International Chemicals Management (SAICM)*
 -  *Ozone Depleting Substances (ODS)*

UTILIZATION RATE

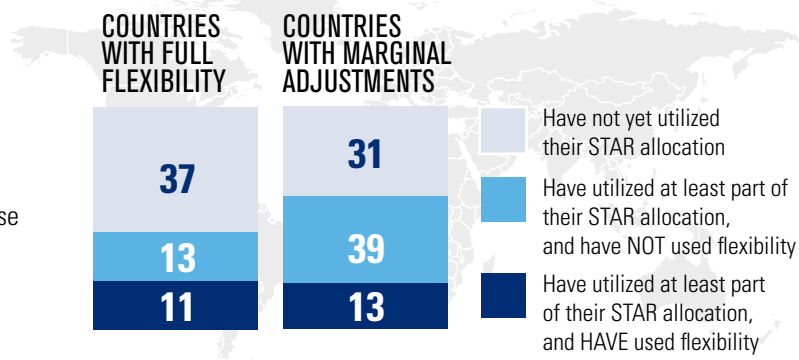


4. USE OF STAR FLEXIBILITY

As defined by the GEF Policy on the STAR (GEF/C.54/03/Rev.01), countries with total Initial STAR Country Allocations up to and including US\$7 million may utilize resources across their Focal Area-specific allocations without restrictions. Countries with total Initial STAR Country Allocations exceeding US\$7 million may utilize up to US\$2 million or 13% of their total Initial STAR Country Allocations—whichever is higher—for Marginal Adjustments from one or more Focal Areas, to one or more other Focal Areas. This Section outlines countries' use of these flexibility arrangements to date, inclusive of the proposed June 2019 Work Program.


Out of the 61 STAR recipient countries that are defined as fully flexible, 24 have used STAR resources. Of these 24, 11 countries have already made use of their full flexibility provision.

Out of the 83 countries that are allowed marginal adjustments, 52 have used STAR resources. Of these 52, 13 countries have already made use of their marginal adjustments provision.



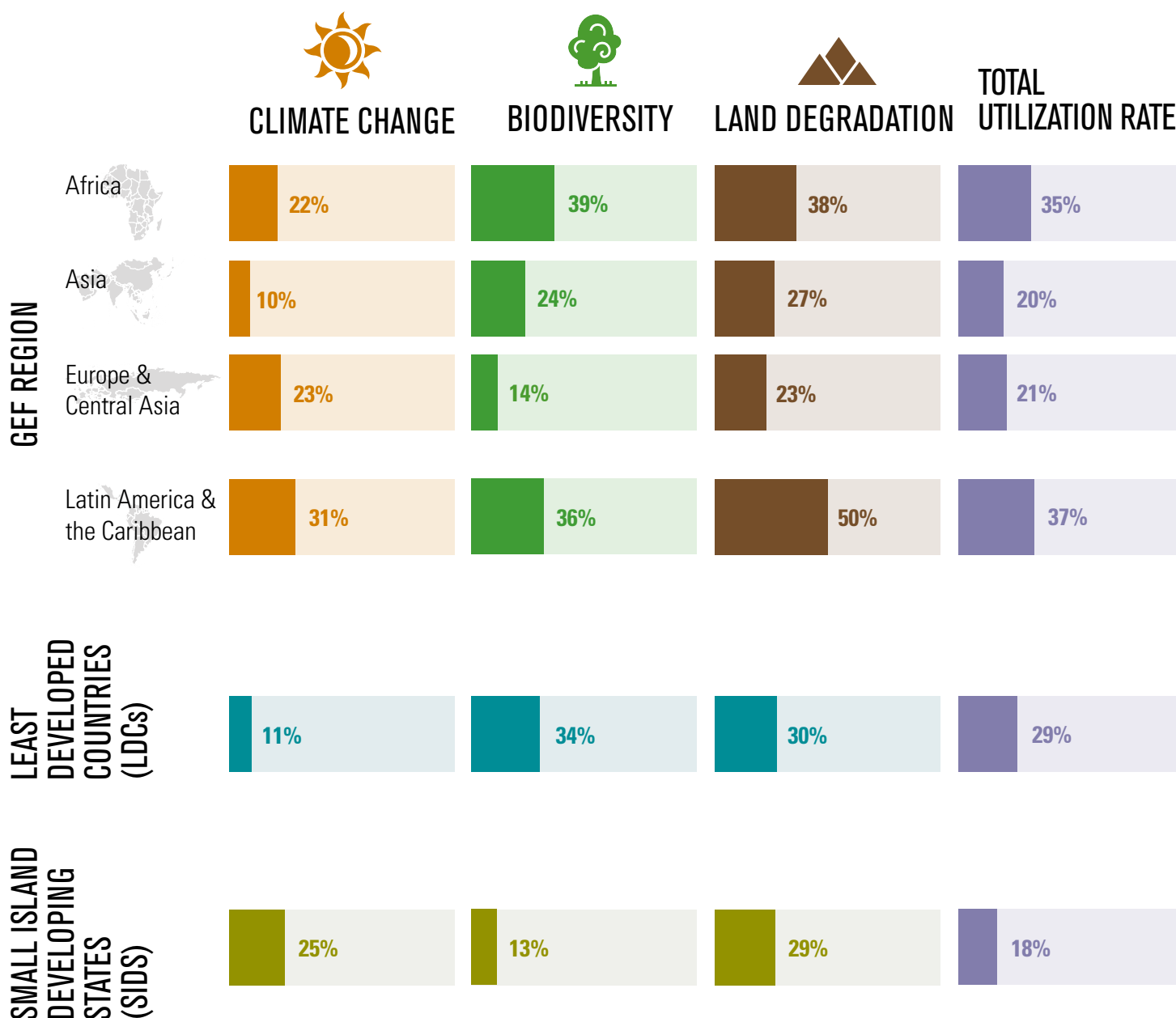
5 . PROGRAMMING BY AGENCY

This section summarizes the breakdown per Agency of GEF-7 funding as of May 1st, 2019, including the proposed June 2019 Work Program



6. STAR UTILIZATION BY GEF REGION, LDCs AND SIDS

The System for Transparent Allocation of Resources (STAR) is the GEF's resource allocation system for the biodiversity, climate change and land degradation focal areas. This section provides the GEF-7 utilization rate of funds per focal area, inclusive of the June 2019 work program, along three categories: (i) by region, (ii) for the group of countries categorized as Least Developing Countries (LDCs), and (iii) for the group of countries categorized as Small Island Developing States (SIDS). Each data point represents the funds utilized to date as a percentage of the funds allocated to that particular category.



7. CO-FINANCING

The Policy on Co-Financing (FI/PL/01) became effective on July 1, 2018. It sets out an ambition for the overall GEF portfolio to reach a ratio of co-financing to GEF project financing of at least 7:1, and for the portfolio of projects and programs approved in Upper-Middle Income Countries and High-Income Countries that are not Small Island Developing States (SIDS) or Least Developed Countries (LDCs) to reach a ratio of investment mobilized to GEF project financing of at least 5:1.

INDICATIVE CO-FINANCING IN GEF-7^{2,3} (ALL GEF TRUST FUNDS APPROVALS)

7.8

RATIO OF INDICATIVE CO-FINANCING
TO GEF PROJECT FINANCING

7.0

LEVEL OF AMBITION

INDICATIVE INVESTMENT MOBILIZED IN GEF-7^{4,5} (ALL GEF TRUST FUNDS APPROVALS)

5.9

RATIO OF INDICATIVE INVESTMENT MOBILIZED TO
GEF PROJECT FINANCING IN UMICS AND HICS
THAT ARE NOT LDCS OR SIDS

5.0

LEVEL OF AMBITION FOR UMICS AND
HICS THAT ARE NOT LDCS OR SIDS

4.0

RATIO OF INDICATIVE INVESTMENT
MOBILIZED TO GEF PROJECT FINANCING
IN OTHER COUNTRIES
(SINGLE-COUNTRY PROJECTS)

8. CLIMATE-RELATED FINANCING

In accordance with the GEF-7 Programming Directions (GEF/C.54/19/Rev.03), the Secretariat monitors the share of climate-related financing in GEF-7 and provides that it does not fall below 60% of all funding commitments over the replenishment period. For this purpose, climate-related financing is defined as GEF financing that contributes towards climate change mitigation or adaptation as a principal or a significant objective, consistent with the OECD-DAC Rio Marker methodology.

CLIMATE-RELATED FINANCING IN GEF-7

73%

SHARE OF CLIMATE-RELATED FINANCING

60%

GEF-7 TARGET

343^{mUS\$⁶}

GEF PROJECT FINANCING

BREAKDOWN OF GEF PROJECT FINANCING BY RIO MARKER

	NO CONTRIBUTION TO CCM ("0")	CCM A SIGNIFICANT OBJECTIVE ("1")	CCM THE PRINCIPAL OBJECTIVE ("2")
No Contribution to CCA ("0")	US\$91m	US\$34m	US\$21m
CCA a Significant Objective ("1")	US\$40m	US\$131m	US\$23m
CCA the Principal Objective ("2")	US\$3m		

2 GEF Project Financing - 957 (mUS\$)

3 Indicative Co-Financing - 7,485 (mUS\$)

4 GEF Project Financing in UMICS and HICS that are not LDCs or SIDS - 116 (single-country projects, mUS\$)

5 Indicative Investment Mobilized in UMICS and HICS that are not LDCs or SIDS - 687 (single-country projects, mUS\$)

6 Excl. programs

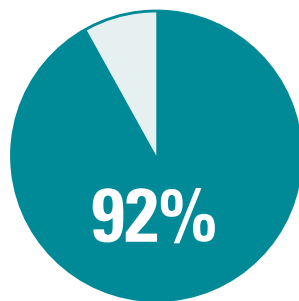
9 . STAKEHOLDER ENGAGEMENT

The GEF's Policy on Stakeholder Engagement, which became effective in July 2018, establishes minimum requirements for Agencies to engage with stakeholders throughout the program and project cycle. The main objective of the Policy is to promote the inclusive and meaningful participation of stakeholders in GEF financed activities.

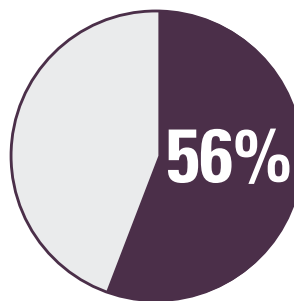
Consultations in project identification: the findings below are based on an analysis of 59 PIFs and PFDs. Not all projects have Indigenous Peoples or Private Sector as stakeholders; therefore, the percentages are expected to be lower than those reported for Civil Society.

Engagement of stakeholders in the project: the findings below are based on an analysis of 73 PIFs, PFDs and EAs. Not all projects have Indigenous Peoples as stakeholders; therefore, the percentages are expected to be lower than those reported for Civil Society.

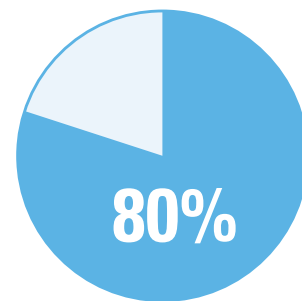
CONSULTATIONS IN PROJECT IDENTIFICATION



CIVIL SOCIETY ORGANIZATIONS



INDIGENOUS PEOPLES AND
LOCAL COMMUNITIES⁷



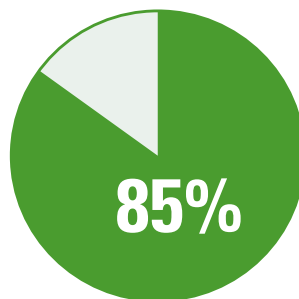
PRIVATE SECTOR⁸

Note: EAs and CEO Endorsement requests of one-step MSPs not included in the analysis.

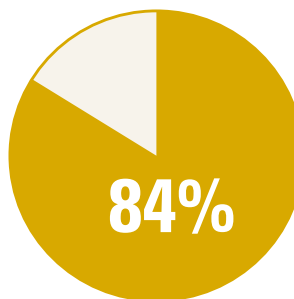
⁷ Not all projects have Indigenous People as stakeholders, therefore the percentages are expected to be lower than those reported for Civil Society.

⁸ Not all projects have Private Sector as stakeholders, therefore the percentages are expected to be lower than those reported for Civil Society.

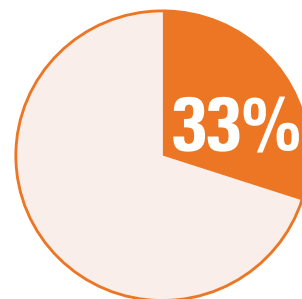
ENGAGEMENT AND DESCRIBED ROLES OF STAKEHOLDERS IN PROJECTS



NON-STATE STAKEHOLDERS



CIVIL SOCIETY ORGANIZATIONS



INDIGENOUS PEOPLES⁹

Note: A CEO Endorsement request of a one-step MSP not included in the analysis.

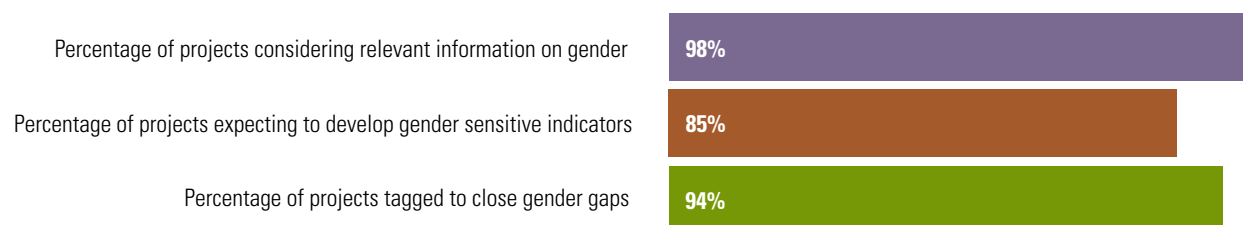
⁹ Not all projects have Indigenous People as stakeholders, therefore the percentages are expected to be lower than those reported for Civil Society.

10 . GENDER EQUALITY

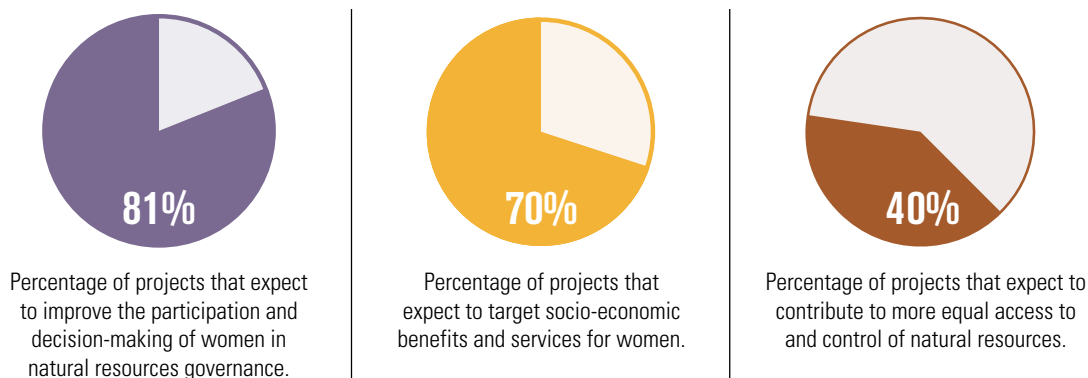
The GEF Council adopted a new Policy on Gender Equality in November 2017 (SD/PL/02) that introduced a set of new principles and requirements to mainstream gender in GEF programs and projects. In June 2018, the GEF Council approved GEF's Gender Implementation Strategy (GEF/C.54/06) to support the effective implementation of the Policy. This section provides information based on a review of 47 full-sized projects at the stage of Project Identification (PIF approval) in GEF-7 by June 2019, and covers the indicators outlined in the GEF-7 Results Framework on Gender Equality and Women's Empowerment.

For more detailed analysis of the progress related to the implementation of the Policy and the GEF-7 Results Framework on Gender Equality and Women's Empowerment, please see Progress Report on the GEF Gender Implementation Strategy (GEF/C.56/Inf.03)

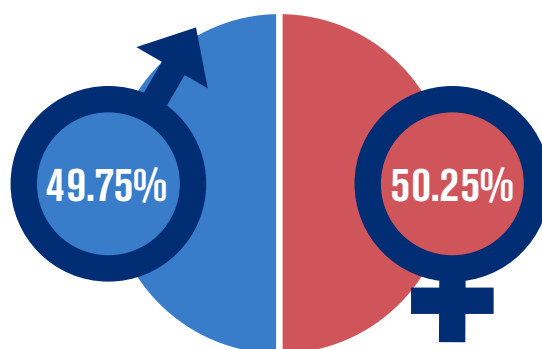
QUALITY AT ENTRY OF GEF-7 PIFS



EXPECTED CONTRIBUTION TO GENDER EQUALITY AND WOMEN'S EMPOWERMENT BY CATEGORY



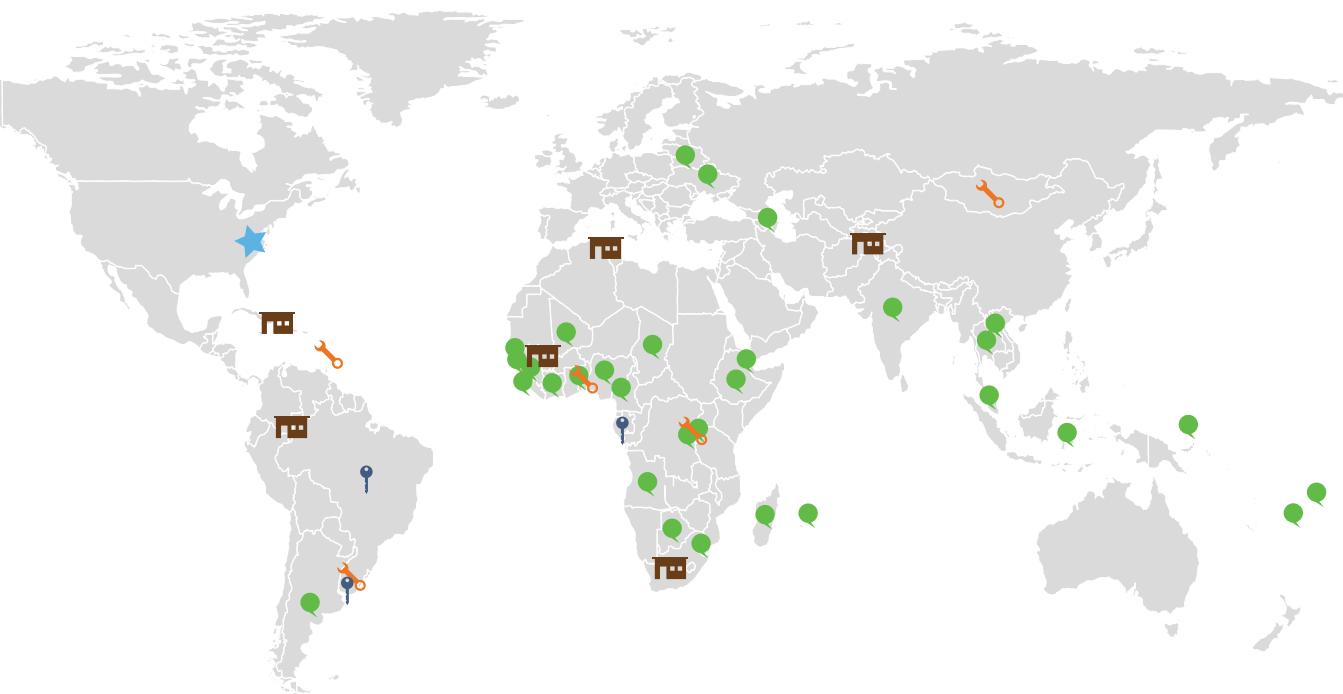
PERCENTAGE (AND NUMBER) OF ANTICIPATED GEF BENEFICIARIES THAT ARE FEMALE AND MALE¹⁰



¹⁰ Note this covers 7 programs, 47 full-sized projects, and 5 medium-sized projects at the stage of PIF / PFD approval and 1 medium-sized project at CEO approval in GEF-7.

11 . ACTIVITIES OF THE COUNTRY SUPPORT PROGRAM

All GEF recipient countries benefit from the GEF and contribute more effectively to the protection of the global environment when they enhance their capacity to better design their respective country strategies. The Country Support Program is the major outreach vehicle for the GEF and comprises a suite of activities intended to promote learning and dialogue among different GEF Stakeholder groups such as GEF Focal Points, Convention Focal Points, Civil Society, and GEF Agency staff.



Introduction Seminar

The GEF had an Introduction Seminar in January 2019 that brought together 96 Participants including Colleagues from 13 GEF Agencies and New GEF Focal Points



Special Initiatives

Uruguay
Brazil
Gabon



Since the launch of GEF-7 the CSP has organized the following National Dialogues:

Cameroon	Fiji
Micronesia	Rwanda
India	Sierra Leone
Indonesia	Côte d'Ivoire
Ukraine	Senegal
Burundi	Gambia
Botswana	Laos
Thailand	Ethiopia
Angola	Chad
Eswatini	Madagascar
Guinea	Malaysia
Samoa	Djibouti
Mali	Nigeria
Azerbaijan	
Mauritius	
Togo	
Belarus	
Argentina	



Expanded Constituency Workshops (ECWs)

Since January 2019 five ECWs have been completed

Rwanda – East Africa
Uruguay – Latin America
Mongolia – Asia
Togo – Coastal West Africa
St. Lucia – Caribbean

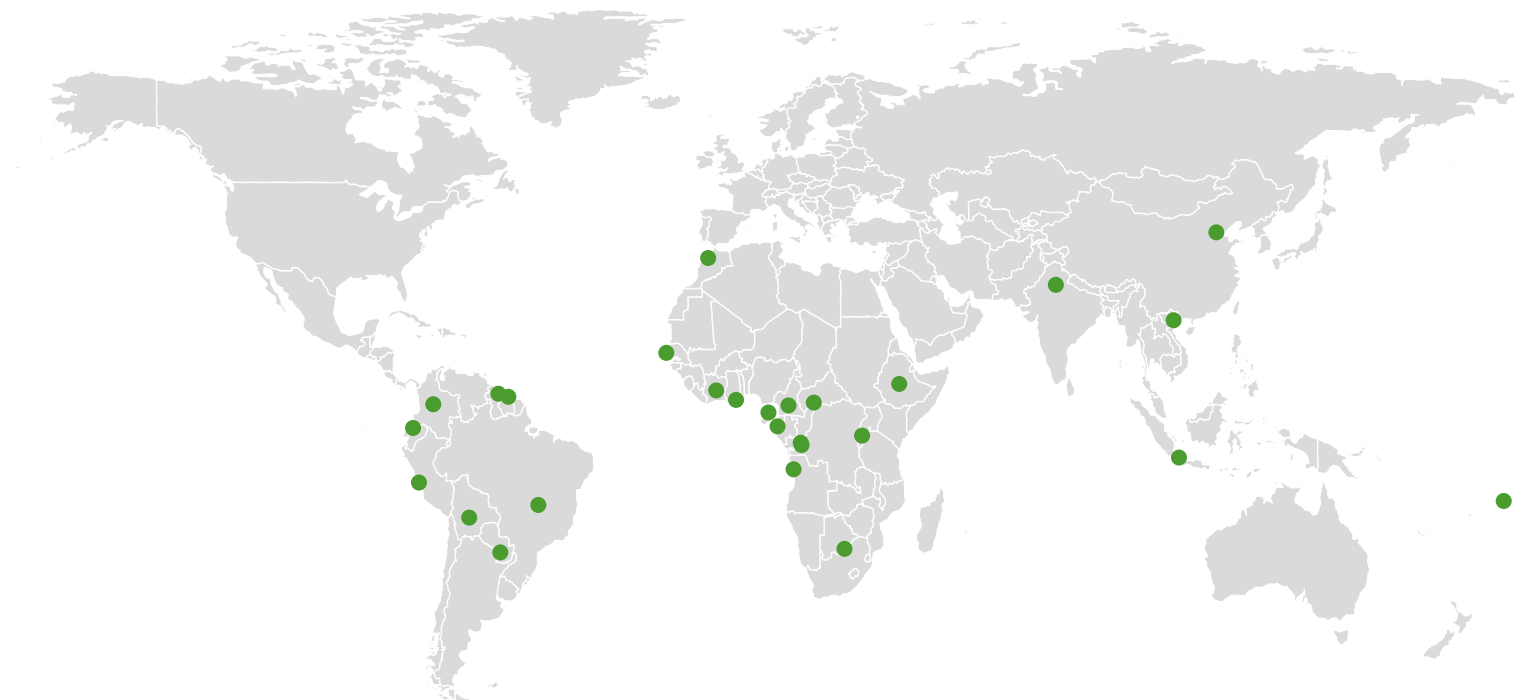


Constituency Meetings

West Asia
North Africa
Southern Cone
Brazil, Colombia and Ecuador
Caribbean
Central Asia + Switzerland

12 . UPSTREAM COUNTRY CONSULTATIONS

At the request of countries, upstream consultation missions were prepared to provide opportunities for Government Agencies and GEF Operational Focal Point teams to engage with technical staff from the Secretariat prior to making important decisions on GEF-7 programming. The objective of these consultations was to provide strategic guidance on the GEF-7 programming elements for recipient countries and GEF partner agencies to gain a better and in-depth understanding of the Impact Programs and Focal Area strategies part of GEF-7, and to understand the need to focus on impact as a major criteria for GEF-7 programming and use of resources.



Angola
Bolivia
Botswana
Brazil
Cameroon
Central African Republic
China
Colombia
Congo

Congo DR
Côte d'Ivoire
Ecuador
Equatorial Guinea
Ethiopia
Gabon
Ghana
Guyana
India

Indonesia
Morocco
Paraguay
Peru
Rwanda
Samoa
Senegal
Suriname
Vietnam

13 . COMMUNICATIONS

The information below displays the number of GEF stories or mentions in the media and the number of users of GEF electronic media. The media hits or GEF stories are the number of news outlets (print or online) that mentioned the GEF from July 2018. The numbers also include written content posted on the GEF website, plus the newly launched Telegraph GEF Hub stories. The number of electronic visitors is the sum of GEF website visitors, Facebook likes, Twitter, LinkedIn, Medium followers and YouTube subscribers.



Number of times GEF is mentioned in English, Spanish and French language online media.



Number of original news and feature stories, blogs, as well as stories about GEF projects, submitted by agencies, posted on the GEF website. Also includes multimedia and publications.



Represents the number of visitors to the GEF website, GEF Telegraph Hub and YouTube videos.



Number of times visitors viewed pages of the GEF website, GEF Telegraph Hub and YouTube videos.



Total number of followers of GEF social media accounts and subscribers to the GEF newsletter.

14 . E-COURSES

The GEF has been systematically developing a series of e-courses to better enhance learning and knowledge on the GEF and some of its key activities, procedures and policies. This section highlights three of these courses.

E-Course:
Introduction to the
Global Environment Facility



INTRODUCTION TO THE GEF

This course provides an overview of the GEF's mission, history and institutional structure. It discusses the organizing principles and areas of work in the 7th GEF replenishment period (GEF-7), key cross cutting issues, the basics of GEF funding and its operational policies, and the results framework for GEF-7.

<https://www.thegef.org/content/e-course-introduction-global-environment-facility-gef>

E-Course:
Gender and Environment



GENDER AND THE ENVIRONMENT

This e-course provides the users with the knowledge and tools to mainstream gender and to be effective changemakers for sustainable development. It offers facts and figures, and information global frameworks and key linkages between gender and the environment. The course is a "one-stop-shop" for information and illustrations on gender dimensions linked to biodiversity, climate change, land degradation, international waters, and chemicals and wastes. The course is the result of an initiative led by the Global Environment Facility and the Small Grants Programme in collaboration with the GEF Gender Partnership and UNITAR, involving IUCN, UN Women, UNDP, UN Environment and the Secretariats of the Multilateral Environmental Agreements that the GEF serves including CBD, UNFCCC, UNCCD, and BRS.

<https://www.thegef.org/content/open-online-course-gender-and-environment>

THE GEF RESULTS FRAMEWORK (COMING SOON)

This course consists of two parts. Part 1 provides an overview of the historical context, key features and the indicator reporting cycle associated with the GEF results framework. It will be available on the GEF website in July 2019. Part 2 covers the details of the GEF core indicators and sub-indicators. Using project examples, it shows how these can be used in the design, implementation, reporting, and evaluation of GEF projects and programs. It will be available on the GEF website in September 2019.

15 . HIGHLIGHTS OF THE PERIOD

With integration and transformation at its core, **GEF-7 Programming seeks maximum impact**. Simultaneously, a new set of policies has been developed that aims to enhance the effectiveness and efficiency of the GEF as it pursues this innovative GEF-7 programming agenda.

Cumulatively, GEF-7 programming thus far covers a wide range of projects and programs to deliver **multiple global environmental benefits** through the GEF-7 strategies, consistent with the GEF 2020 strategy and the GEF-7 Programming Directions framework.

The GEF-7 results framework is linked to the GEF-7 programming strategy through 11 core indicators to track progress towards ambitious result targets for GEF-7. The new framework allows for the comprehensive monitoring of the results generated by GEF projects and programs, including multiple benefits across focal areas as well as tracking data on beneficiaries disaggregated by gender. **GEF-7 Programming is so far delivering on its GEF-7 targets.**

Most significantly, the June 2019 Work Program moves forward with four out of five of the impactful programs that were part of the GEF-7 Programming Directions and that represent an integrated and drivers-based approach to reversing the course of environmental degradation. The Impact Programs have **a global reach across a range of countries and regions**. They demonstrate generation of **multiple benefits** across an array of core indicators and focal areas. Additionally, **their expected contribution to these indicators is disproportionately high**, particularly for indicators 1 – terrestrial protected areas; 3 – land restoration; 4 – landscapes with improved practices; and 6 - greenhouse gas emissions mitigated.

The Policy on Co-Financing sets out an ambition for the overall GEF portfolio to reach a ratio of co-financing to GEF project financing of at least 7:1. **With a ratio of 7.8:1, GEF-7 programming thus far is well on course to meet its overall co-financing ambition.**

Additionally, the Policy on Co-Financing sets out an ambition for the portfolio of projects and programs approved in Upper-Middle Income Countries and High-Income Countries that are not Small Island Developing States (SIDS) or Least Developed Countries (LDCs) to reach a ratio of investment mobilized to GEF project financing of at least 5:1. **With a ratio of 5.9:1, GEF-7 programming thus far is also well on course to meet this ambition.**

In accordance with the GEF-7 Programming Directions, the Secretariat monitors the share of climate-related financing in GEF-7 with the ambition of 60% of all funding commitments over the replenishment period. **Climate-Related Financing thus far is 73%, therefore exceeding the replenishment target.**

The GEF's Policy on Stakeholder Engagement establishes minimum requirements for Agencies to engage with stakeholders throughout the program and project cycle. The main objective of the Policy is to promote the inclusive and meaningful participation of stakeholders in GEF financed activities. The findings to date demonstrate meaningful participation with early consultations in the project identification and planning process. Beyond consultations, project concepts share plans for significant engagements with Civil Society and Indigenous Peoples. The findings to date reveal **a high degree of engagement and a more active role for Civil Society and Indigenous People in planned project execution.**

The GEF's Policy on Gender Equality introduces a set of new principles and requirements to mainstream gender in GEF programs and projects. The findings to date demonstrate sound compliance and effective operationalization of the Policy. **New projects and programs are incorporating gender-responsive approaches in their design** and the new GEF Gender Tags have successfully been implemented to help the GEF capture, track and analyze information on gender results in GEF-7.

All GEF recipient countries benefit from the GEF and contribute more effectively to the protection of the global environment when they enhance their capacity to better design their respective country strategies. The Country Support Program is the major outreach vehicle for the GEF and comprises a suite of activities intended to promote learning and dialogue among different GEF Stakeholder groups. **Country dialogues have been intensified and front-loaded in the rollout of the GEF-7 Country Support Program.**

At the request of countries, a significant number of upstream consultations were rolled out in this period to provide opportunities for Government Agencies and GEF Operational Focal Point teams, prior to making GEF-7 programming decisions, to engage with technical staff from the Secretariat in order to (1) gain strategic guidance on the GEF-7 programming elements and (2) enhance the focus on impact in the programming and use of GEF-7 resources. **These engagements resulted in increased capacity and understanding on the part of recipient countries to more strategically program their GEF-7 resources.**

www.thegef.org

The Global Environment Facility was established on the eve of the 1992 Rio Earth Summit to help tackle our planet's most pressing environmental problems. Since then, the GEF has provided **over \$18.1 billion in grants and mobilized an additional \$94.2 billion in co-financing** for more than **4500 projects in 170 countries**. Today, the GEF is an international partnership of 183 countries, international institutions, civil society organizations and the private sector that addresses global environmental issues.



GLOBAL ENVIRONMENT FACILITY
INVESTING IN OUR PLANET