

30th LDCF/SCCF Council Meeting

June 17, 2021

Virtual Meeting

Agenda Item 03

**PROGRESS REPORT ON THE LEAST DEVELOPED COUNTRIES FUND
AND THE SPECIAL CLIMATE CHANGE FUND**

Recommended Council Decision

The LDCF/SCCF Council, having reviewed document GEF/LDCF.SCCF.30/03 *Progress Report on the Least Developed Countries Fund and the Special Climate Change Fund*, welcomes the report and takes note with appreciation of the progress made under the LDCF and the SCCF.

EXECUTIVE SUMMARY

1. This report provides an update on the progress made in the operations of the Least Developed Countries Fund (LDCF) and the Special Climate Change Fund (SCCF) during the reporting period between November 1, 2020 and March 31, 2021. The financial status updates are of March 31, 2021.
2. As of March 31, 2021, total cumulative pledges and signed contribution agreements to the LDCF amounted to \$1,722.26 million from 25 donors. Of this amount, 1,580.01, or approximately 90 percent, had been received. Cumulative LDCF funding decisions by the LDCF/SCCF Council and the CEO amounted to \$1,592.86 million. Resources available for new funding decisions amounted to \$77.63 million.¹
3. The LDCF received approximately \$60.87 million in new pledges during the reporting period from six donors. Contributions paid during the reporting period totaled \$84.97 million, from eight donors.
4. Since inception, the LDCF has approved 353 projects. During this reporting period, nine LDCF Full-Sized Projects (FSPs), including three MTFs with the GEF Trust Fund, were approved by the 29th LDCF/SCCF Council as part of the December 2020 Work Program. Five LDCF projects, including one MTF with the GEF Trust Fund, were CEO endorsed for implementation. Annex I provides a full list of approved LDCF projects and programs to date.
5. Seven projects requesting a total of \$60.73 million from the LDCF, inclusive of GEF project financing and Agency fees, are being presented to the 30th LDCF/SCCF Council in June 2021 for approval.² The Work Program constitution follows the operational improvements agreed by the 24th LDCF/SCCF Council in June 2018, as stipulated in the GEF Programming Strategy on Adaptation to Climate Change.³
6. As of March 31, 2021, 51 least developed countries (LDCs) had accessed approximately \$12.20 million in support of the preparation of national adaptation programs of action (NAPAs). LDCF support toward national adaptation planning (NAP) processes totaled \$60.33 million as at March 31, 2021.⁴ This support includes projects that explicitly seek to advance NAP processes in countries, in addition to technical assistance for tailored one-on-one support through the LDCF-financed NAP Global Support Program. Notably, several projects combined requests for funding to support NAP processes with requests to support concrete adaptation investments for NAPA

¹ GEF Trustee, 2021, [Status Report for the Least Developed Countries Fund](#), Information Document GEF/LDCF.SCCF.30/Inf.02.

² GEF, 2021, [Work Program for the Least Developed Countries Fund](#), Council Document GEF/LDCF.SCCF.30/05.

³ GEF, 2018, [GEF Programming Strategy on Adaptation to Climate Change for the Least Developed Countries Fund and the Special Climate Change Fund and Operational Improvements July 2018 to June 2022](#), Council Document GEF/LDCF.SCCF.24/03.

⁴ As the GEF Secretariat has been re-evaluating its NAP portfolio, the total value has been adjusted since the last report.

implementation. Global projects amounting to \$13.69 million had been approved to support the NAP preparation process in LDCs, and the implementation of elements of the LDC work programme other than NAPAs.

7. The LDCF portfolio seeks to reduce the vulnerability of nearly 25 million people. Also, 193 LDCF projects are supporting countries in their efforts to integrate climate change adaptation into 2,183 regional, national, sub-national and sector-wide development policies, plans and frameworks. The LDCF further assists countries in laying the groundwork for climate-resilient development through 89 projects that enable countries to strengthen their national climate information services network.

8. The Secretariat has successfully completed consultations with 17 countries with technically cleared project(s) in the GEF-6 LDCF pipeline to ascertain the viability of these projects in alignment with the respective countries' current priorities for LDCF support in 2020. With the approval of the June 2021 LDCF Work Program, all 17 countries have successfully accessed LDCF resources in GEF-7.

9. As for the SCCF, cumulative pledges amounted to \$356.09 million as of March 31, 2021. Of the total resources pledged, \$349.44 million or approximately 98.1 percent had been received. Cumulative SCCF funding decisions by the Council and the CEO amounted to \$363.68 million.⁵ Since its inception, the SCCF has approved support for 86 projects, including 13 MTFs.⁶

10. During the reporting period, no new projects or programs were submitted for SCCF, and none were approved.

11. The SCCF projects aim to directly reduce the vulnerability of nearly 7 million people.

12. Continued progress made by the Challenge Program for Adaptation Innovation suggests it has strong potential to effectively address unmet needs for climate change adaptation innovation. In December 2020, the 29th Meeting of the LDCF/SCCF Council approved recommendations for further maximizing the impact potential of the Challenge Program for Adaptation Innovation.⁷ The GEF Secretariat has begun initial preparations to launch a second Call for Proposals in mid-2021.

⁵ GEF Trustee, 2021, [Status Report for the Special Climate Change Fund](#), Information Document GEF/LDCF.SCCF.30/Inf.03.

⁶ This data is based on information from the GEF Portal as of March 31, 2021.

⁷ GEF 2020, [Progress Report on the Least Developed Countries Fund and the Special Climate Change Fund](#), Council document GEF/LDCF.SCCF.29/Inf.04/Rev.1

TABLE OF CONTENTS

Executive Summary.....	ii
Introduction	1
Least Developed Countries Fund	2
Pledges and Contributions to the LDCF	2
Progress in LDCF Operations.....	3
LDCF Resource Access for GEF-7 Period	5
Agency Involvement in LDCF Projects.....	7
CEO Endorsements.....	8
Expected Results under the LDCF	10
Consultations with Countries.....	13
Special Climate Change Fund.....	14
Pledges and Contributions to the SCCF.....	14
Progress in SCCF Operations.....	14
Approvals and CEO Endorsements	16
Agency Involvement in SCCF Projects.....	16
Expected Results under the SCCF.....	17
Multi-Trust Fund Projects (MTFs)	18
Challenge Program for Adaptation Innovation.....	19
Overview of Contributions, Cost Structure and Visibility	22
Annex I: Approved Projects and Programs under the LDCF as of March 31, 2021	24
Annex II: Approved Projects and Programs under the SCCF as of March 31, 2021	50
Annex III: Approved GEFTF Multi-Trust Fund Projects and Programs as of March 31, 2021.....	57
Annex IV: Status of GEF-6 Pipeline of Technically Cleared Projects.....	61
Annex V: Trustee Information on Pledges Received and Contributions for LDCF and SCCF.....	63

FIGURES AND TABLES

Figure 1: Total Annual (FY) and Cumulative LDCF Contributions Finalized as of March 31, 2021 (USDeq million)	3
Figure 2: Total Annual and Cumulative LDCF Funding Approvals by Fiscal Year as of March 31, 2021 (\$ Million)	5
Figure 3: Distribution of LDCF Financing by GEF Agency as of March 31, 2021 (\$ Million)	8
Figure 4: Total Annual and Cumulative SCCF Contributions Finalized as of March 31, 2021 (USDeq million)	14
Figure 5: Total Cumulative Resources Approved Under the SCCF by Fiscal Year as of March 31, 2021 (\$ million)	15
Figure 6: Distribution of SCCF Financing by Agency as of March 31, 2021 (\$ Million)	17
Table 1: The LDCF and SCCF at a Glance, as of March 31, 2021*	1
Table 2: Status of Cumulative LDCF Resource Access as of March 31, 2021 (\$ million)	6
Table 3: CEO Endorsed LDCF Projects during the Reporting Period	9
Table 4: Expected Results for CEO Endorsed or Approved LDCF Projects as of March 31, 2021*	10
Table 5: Expected Results for CEO Endorsed or Approved SCCF Projects as of March 31, 2021*	18
Table 6: Challenge Program for Adaptation Innovation projects as of March 31, 2021	20
Table 7: Contributions to the LDCF and the SCCF as of March 31, 2021	22
Table 8: Cost Structure for the LDCF and the SCCF for FY20	23
Table 9: Visibility of the LDCF and the SCCF for FY20	23

INTRODUCTION

1. This report provides an update on progress made in the operations of the Least Developed Countries Fund (LDCF) and the Special Climate Change Fund (SCCF) since the inception of the two funds, as well as specific activities during the reporting period of November 1, 2020 to March 31, 2021. Table 1 below presents a summary of LDCF and SCCF operations, including total cumulative pledges, paid contributions, and project approvals.

Table 1: The LDCF and SCCF at a Glance, as of March 31, 2021^{8*}

	LDCF	SCCF
Total cumulative pledges (US\$ million)	1,772.26	356.09
Cash receipts (US\$ million)	1,580.01	349.44
Total investment income (US\$ million)	88.72	23.61
Total cumulative funding decisions, including projects, fees, and admin budgets (US\$ million)	1,592.86	361.93
Number of projects	353 ⁹	86 ¹⁰
Current funds available for new approvals (US\$ million)	77.63 ¹¹	10.60 ¹²
Number of CEO endorsed/approved projects and enabling activities	242 ¹³	82 ¹⁴

2. As the GEF continues to adapt to the evolving impacts the COVID-19 crisis is having on its business, a set of issues have been identified and specific actions have been incorporated in the different phases of the project review cycle of the GEF Trust Fund and LDCF-SCCF projects. These actions have been developed and continuously updated in active consultation within the GEF Partnership to mitigate COVID-19 risks and ensure efficient and effective design and implementation of LDCF and SCCF resources.

3. One of the actions taken was the CEO provided a universal extension of six months to the current eight- and 12- month deadline for submission of Medium-Sized Projects (MSPs) and Full-Sized Projects (FSPs), respectively, as well as the 12- and 18-month deadline to receive actual CEO endorsement/approval. This universal extension was provided for all projects/child projects under Programs that were approved by or before June 3, 2020.

⁸ Valued at the exchange rates available on March 31, 2021. Please note these figures are subject to currency fluctuations.

⁹ These include Full-Sized Projects (FSP)s, Medium-Sized Projects (MSPs), Enabling Activities, programmatic Approaches with LDCF support and their child projects, including 24 multi-trust fund (MTF) projects with the SCCF and/or the GEF Trust Fund. The number of projects is based information from the GEF Portal as of March 31, 2021.

¹⁰ These include FSPs, MSPs, Enabling Activities, and programmatic Approaches with SCCF support, including 13 MTF projects with the LDCF and/or the GEF Trust Fund. This data is based on information from the GEF Portal as of March 31, 2021.

¹¹ This amount does not reflect the projects being presented in the June 2021 LDCF Work Program.

¹² This amount comprises \$3.42 million under the SCCF-A and \$7.18 million under the SCCF-B.

¹³ One additional project has been CEO endorsed on November 17, 2020.

¹⁴ This data is based on information from the GEF Portal as of March 31, 2021.

4. At 59th Meeting to the GEF Council, the Secretariat presented the paper titled *The Impact of COVID-19 on GEF Project Preparation and Implementation: Overview of Responses from Across the GEF Partnership*, which also had relevance to operational aspects of preparing and implementing LDCF and SCCF projects.¹⁵ The paper reported on information received through surveys with agencies, consultations with countries and discussions at the Agency retreat, as well as the challenges have been varied and the Agencies have taken measures to address them. The Council approved an exceptional authorization for the CEO to grant exceptions to the Project Cancellation Policy, for a total of up to 24 months and for all projects types, effective through the final day of the GEF Council meeting scheduled for June 2021.

5. Since June 2020, the GEF Partnership has also been investigating opportunities and taking actions to ensure GEF investments in climate adaptation contribute to addressing the full effect of the COVID-19 pandemic. This includes analyzing and integrating pandemic associated risks, impacts and opportunities into the business of the LDCF and SCCF. The LDCF and SCCF will continue to deepen its investment in opportunities to mitigate impacts of COVID-19 to deliver climate adaptation and resilience benefits and contribute toward green recovery and building back better.

6. During this reporting period, the GEF Secretariat has continued to improve its data management system and reporting functionalities through the GEF Portal, which is reflected in the LDCF and SCCF data conveyed in this report.

LEAST DEVELOPED COUNTRIES FUND

Pledges and Contributions to the LDCF

7. As of March 31, 2021, cumulative pledges to the LDCF amounted to \$1,772.26 million. Of the resources pledged, \$1,580.01 million or about 90 percent had been received. As of March 31, 2021, LDCF resources available for funding decisions amounted to \$77.63 million.

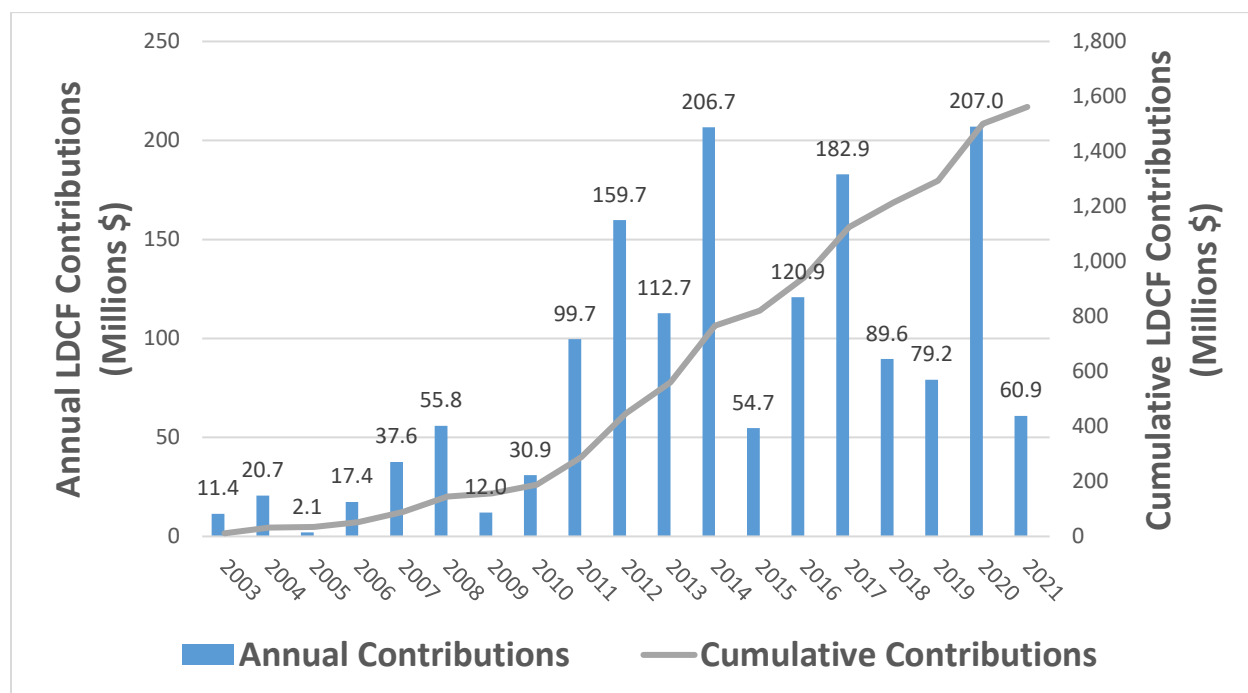
8. A total of \$60.87 million in new pledges were made during FY21 up until March 31, 2021, by Belgium, Canada, Finland, Ireland, Netherlands, and Switzerland. Paid contributions totaling \$84.97 million were received from Belgium, Canada, Finland, Germany, Ireland, the Netherlands, Sweden and Switzerland during FY21, as of March 31, 2021. Annex V presents detailed Trustee information.

9. Figure 1 shows total annual LDCF contributions finalized per each fiscal year and cumulative contributions.¹⁶

¹⁵ GEF 2020, [*The Impact of COVID-19 on GEF Project Preparation and Implementation: Overview of Responses from Across the GEF Partnership*](#), Council Document GEF.C.59/1.

¹⁶ Based on data provided by the Trustee in April 2021.

**Figure 1: Total Annual (FY) and Cumulative LDCF Contributions Finalized as of March 31, 2021
(USDeq million)**



Progress in LDCF Operations

10. During the reporting period, nine projects were approved by the LDCF/SCCF Council as part of the December 2020 Work Program, for a total of \$63.87 million in GEF project financing and Agency fees. These Council-approved projects included three MTFs with the GEF Trust Fund. Annex I presents a list of approved LDCF projects and programs and their status.

11. As of March 31, 2021, the GEF, through the LDCF, has provided \$12.20 million in support of the preparation of National Adaptation Programs of Action (NAPA).¹⁷ South Sudan was the last country to submit its NAPA to the United Nations Framework Convention on Climate Change (UNFCCC) in 2017, bringing the total number of countries that had completed and submitted their NAPAs to 51.¹⁸

12. Cumulative LDCF funding decisions amount to a total of \$1,592.86 million¹⁹, including the preparation of NAPAs. Projects support the implementation of NAPA priorities, the national

¹⁷ This includes two global projects supporting the preparation of NAPAs.

¹⁸ These countries are: Afghanistan, Angola, Bangladesh, Benin, Bhutan, Burkina Faso, Burundi, Cambodia, Cape Verde, Central African Republic, Chad, Comoros, Democratic Republic of the Congo, Djibouti, Equatorial Guinea, Eritrea, Ethiopia, Gambia, Guinea, Guinea Bissau, Haiti, Kiribati, Lao People's Democratic Republic, Lesotho, Liberia, Madagascar, Malawi, Maldives, Mali, Mauritania, Mozambique, Myanmar, Nepal, Niger, Rwanda, Samoa, Sao Tomé and Príncipe, Senegal, Sierra Leone, Solomon Islands, Somalia, South Sudan, Sudan, Timor-Leste, Togo, Tuvalu, Uganda, Tanzania, Vanuatu, Yemen, and Zambia.

¹⁹ This includes projects, fees, and administrative budgets.

adaptation plan (NAP) process, and other elements of the LDC work programme (see Figure 2). This includes three global projects with LDCF resources amounting to \$13.69 million approved to support the preparation of the NAP process in LDCs, and the implementation of elements of the LDC work programme other than NAPAs.

13. In addition to financing the urgent and immediate adaptation needs of LDCs and the LDC work programme, the LDCF is also mandated to support the NAP process, which is an iterative and ongoing process encapsulating medium and long-term planning for adaptation.²⁰ As of March 31, 2021, total funding from the LDCF toward LDCs' NAP processes amounts to \$60.33million.²¹ This includes projects in Chad, Democratic Republic of the Congo, Djibouti, Guinea-Bissau, Lao PDR, Niger, Rwanda, São Tomé and Príncipe, Senegal, and Timor-Leste. The above includes explicit NAP projects, however, the GEF regularly finances NAP elements within NAPA implementation projects. Additionally, the GEF focuses on the implementation of NAPs, as the GCF supports the formulation of NAPs through its Readiness program. This was included in the GEF's 2018-2022 Climate Change Adaptation Programming Strategy as follows:

“In terms of readiness and NAP formulation, the GCF and GEF are committed to working together to offer streamlined support to countries and to avoid overlap. The GCF has confirmed availability of support for the formulation of NAPs and readiness support for institutional capacity building. Developing countries can access up to \$1 million per country per year for readiness activities from the GCF and up to \$3 million per country for the formulation of NAPs and/or other adaptation planning processes. As such, the LDCF/SCCF support will focus more on the implementation of priorities articulated in the NAP process and other adaptation plans such as NAPAs.”²²

14. The GCF and GEF are committed to working together to offer streamlined and coordinated support to countries and to avoid overlap, including as related to the NAP process. GEF support for NAPs in the GEF-7 period is focused on the implementation of priorities articulated in the NAP process and other adaptation plans such as NAPAs.²³ These projects enable countries to move more effectively towards the integration of climate change adaptation considerations across key policies, plans, programs and decision-making processes,

²⁰ UNFCCC, 2012, [Decision 12/CP.18](#).

²¹ This figure reflects projects explicitly presented as NAP projects or with a NAP component. This includes GEF project financing and agency fees.

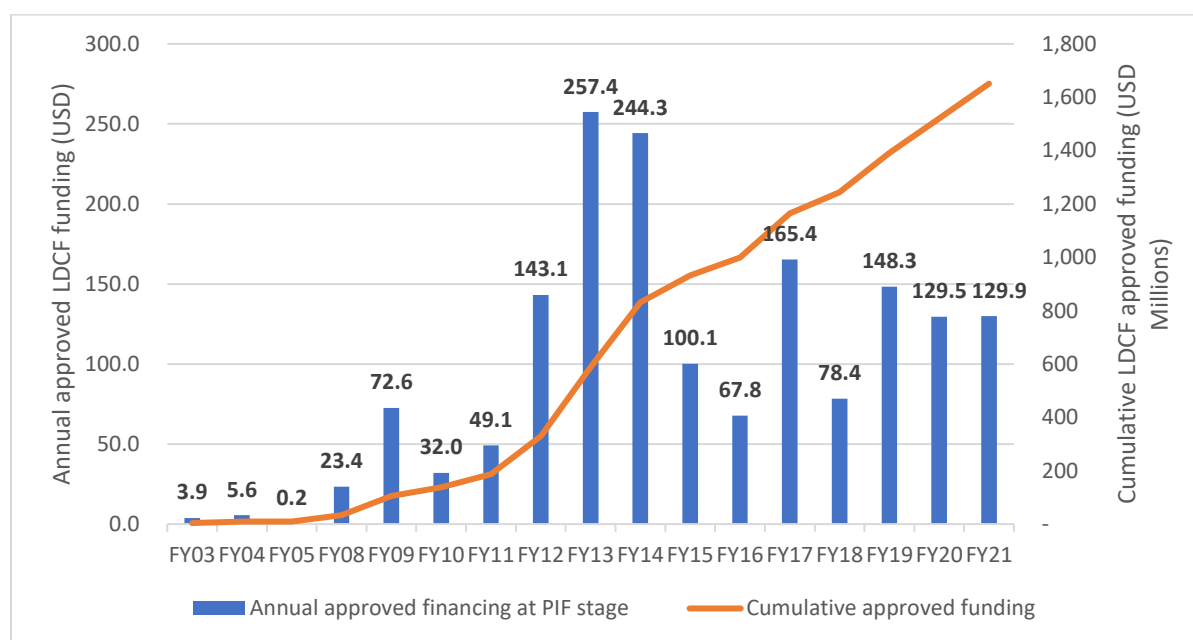
²² 2018, GEF. [GEF Programming Strategy on Adaptation to Climate Change for the LDCF and the SCCF and Operational Improvements](#), GEF Web site.

²³ GEF, 2018, [GEF Programming Strategy on Adaptation to Climate Change for the Least Developed Countries Fund and the Special Climate Change Fund and Operational Improvements July 2018 to June 2022](#), Council Document GEF/LDCF.SCCF.24/03

in line with guidance from the Conference of the Parties (COP) to the UNFCCC,²⁴ as well as a LDCF/SCCF Council decision to operationalize support towards NAP process.²⁵

15. Each project approved during this reporting period or presented for the LDCF/SCCF Council consideration articulates its national priorities and alignment with the NAPA and/or NAP processes. All 47 LDCs eligible for LDCF support in the GEF-7 period has had at least one NAPA implementation project approved under the LDCF. Some LDCs are also utilizing the LDCF resources in the GEF-7 period to support NAP implementation.

Figure 2: Total Annual and Cumulative LDCF Funding Approvals by Fiscal Year as of March 31, 2021 (\$ Million)²⁶



LDCF Resource Access for GEF-7 Period

16. For the GEF-7 period starting on July 1, 2018, an initial resource access cap was introduced, under which each LDC can draw up to \$10 million in LDCF resources toward the \$50 million cumulative ceiling during the GEF-7 period.²⁷ The rationale behind the introduction of the cap is to ensure more timely access to resources by as many LDCs as possible, while also

²⁴ UNFCCC, 2016, [Decision 6/CP.22](#); UNFCCC, 2012, [Decision 9/CP.18](#) and [Decision 12/CP.18](#); UNFCCC, 2011, [Decision 5/CP.17](#).

²⁵ GEF, 2013, [Operationalizing Support to the Preparation of the National Adaptation Plan Process in Response to Guidance from the UNFCCC COP](#), Council Document GEF/LDCF.SCCF.14/06.

²⁶ The data reflected in this figure has been generated based on reporting information from the GEF Portal as of March 31, 2021. Any discrepancies with data in previous reporting figures are due to improved reporting functionality of the GEF Portal and ongoing reconciliation of relevant datasets.

²⁷ The initial cap could be raised in GEF-7, contingent on resource availability.

maintaining the practice of equitable access. Cumulatively, each LDC is eligible to access up to \$50 million from the LDCF (see Table 2).

17. As of the approval of the December 2020 LDCF Work Program, 23 LDCs, or 49 percent of LDCs, have accessed the full initial \$10 million cap for the GEF-7 period. Fifteen more LDCs, or 38 total (81 percent), have successfully accessed LDCF resources since the beginning of GEF-7. The Work Program approved during the reporting period includes Burundi, which has historically low utilization. Previous Work Programs approved in GEF-7 also included countries with low cumulative utilization of LDCF resources, such as Guinea, Liberia, Myanmar, South Sudan, and Yemen.

Table 2: Status of Cumulative LDCF Resource Access as of March 31, 2021 (\$ million)

Country	Resources Accessed in GEF - 7* (\$ million)	Cumulative Resources Accessed (\$ million)
Afghanistan	10.00	40.22
Angola	10.00	40.80
Bangladesh	10.00	38.39
Benin	10.00	40.67
Bhutan	-	30.39
Burkina Faso	10.00	40.14
Burundi	10.00	29.99
Cambodia	10.00	37.04
Central African Republic	-	11.37
Chad	9.75	39.95
Comoros	.00	30.16
Congo DR	10.65	40.76
Djibouti	9.99	32.43
Eritrea	-	10.22
Ethiopia	10.00	40.13
Gambia	10.00	39.64
Global	4.29	18.88
Guinea	9.91	35.57
Guinea-Bissau	6.73	24.88
Haiti	10.00	33.68
Kiribati	5.00	27.50
Lao PDR	10.00	37.73
Lesotho	-	30.85
Liberia	10.00	28.11
Madagascar	-	19.82
Malawi	5.00	35.15
Mali	8.06	37.17
Mauritania	10.00	35.27
Mozambique	10.00	31.93
Myanmar	10.00	32.05
Nepal	5.00	35.88

Country	Resources Accessed in GEF - 7* (\$ million)	Cumulative Resources Accessed (\$ million)
Niger	-	29.91
Regional	2.93	13.97
Rwanda	9.37	40.81
Sao Tome and Principe	-	26.94
Senegal	10.00	40.18
Sierra Leone	10.00	36.78
Solomon Islands	5.00	28.33
Somalia	-	29.87
South Sudan	9.50	19.77
Sudan	9.96	42.15
Tanzania	9.23	26.14
Timor Leste	3.00	30.35
Togo	10.00	30.20
Tuvalu	5.00	17.11
Uganda	10.60	40.60
Vanuatu	10.00	36.86
Yemen	10.00	26.73
Zambia	7.91	35.20

* Excluding NAPA preparation

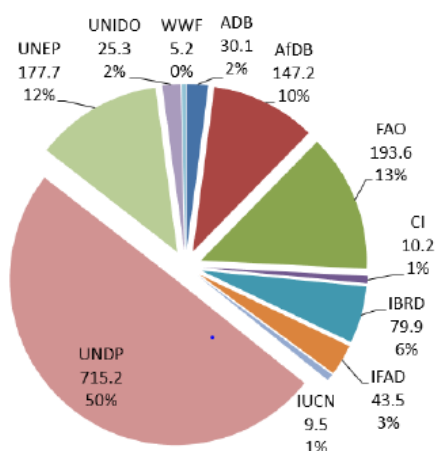
** Does not include proposed June 2021 Work Program

Agency Involvement in LDCF Projects

18. Since the LDCF inception to March 31, 2021, eleven GEF Agencies have been involved in LDCF projects and programs. According to the GEF Trustee Report, UNDP has the largest share of project funding approvals, with 50 percent; followed by FAO at 13 percent and UNEP at 12 percent, as shown in Figure 3. Other GEF Agencies implementing LDCF projects are AfDB, World Bank, International Fund for Agricultural Development (IFAD), ADB, International Union for Conservation of Nature (IUCN), Conservation International (CI), and UNIDO.²⁸

²⁸ GEF Trustee, 2021, [Status Report for the LDCF](#), Council Document GEF.LDCF.30/Inf.02.

Figure 3: Distribution of LDCF Financing by GEF Agency as of March 31, 2021 (\$ Million)²⁹



CEO Endorsements

19. During the reporting period, five LDCF projects totaling \$44.85 million in GEF project financing were CEO Endorsed (see Table 3). Four of these projects are from GEF-6 and one project is from GEF-7. These five projects fall under the revised GEF Project Cancellation Policy which became effective March 1, 2019.

20. The revised Project Cancellation Policy has been applied to improve the operational efficiency of the GEF.³⁰ Under this revised policy, if a FSP is not submitted for CEO endorsement within 12 months of the date of Council approval or if it has not been CEO endorsed after 18 months, the project may be subject to cancellation. All projects approved in the June 2019 LDCF Work Program fall under the revised Cancellation Policy. During the reporting period, all FSPs except one met their submission deadline under the previous Cancellation Policy to submit the full project proposal for CEO Endorsement within 18 months of PIF approval. The actual time between the PIF approval and CEO endorsement of all FSPs during this reporting period ranged from 11 to 17 months, with the average time between PIF approval and CEO endorsement being 15 months. In response to the COVID-19 pandemic, the CEO granted a combined six-month blanket extension on all project deadlines.³¹ Almost all GEF-7 projects that fall under the revised Cancellation Policy have exercised the extension granted by the CEO. Several projects that fall under the previous Cancellation Policy have submitted CEO endorsements packages during the extension period.

²⁹ Ibid.

³⁰ GEF, 2018, [Program Cancellation Policy](#), Policy OP/PL/02.

³¹ GEF, 2020, [Message from GEF CEO and Chairperson Naoko Ishii on extension of project cycle deadlines](#), March 23, 2020 and GEF, 2020, [Message from GEF CEO and Chairperson Naoko Ishii on further extension of project cycle deadlines](#), June 2, 2020.

21. Since the revised cancellation policy took effect on March 1, 2019, of the projects which have been CEO endorsed with submission deadlines during the reporting period, 11 have submitted their CEO endorsements on time in line with the policy and six have submitted notifications of delayed submission. The remainder have not yet reached their submission deadlines for CEO endorsement.

22. During this reporting period, no requests have been made to delay the final date required for CEO endorsement or approval of LDCF or SCCF projects by invoking *Force Majeure*.

23. The full impact of the COVID-19 pandemic on the LDCF portfolio will become more apparent over time. The GEF Secretariat will continue to monitor this and report any findings in following progress reports. Furthermore, the FY20 Annual Monitoring Report includes a risk assessment and COVID impact.³²

**Table 3: CEO Endorsed LDCF Projects during the Reporting Period
(November 1, 2020 to March 31, 2021)**

GEF ID	Project Title	GEF Phase	Agency	Total LDCF Amount (\$)*	Co-financing at CER (\$)	Total Project Amount (\$)
10593	South Tarawa Water Supply Project	GEF - 7	ADB	5,000,000	61,831,020	66,831,020
8022	Building the Capacity of the Lao PDR Government to Advance the National Adaptation Planning Process	GEF - 6	UNEP	4,054,751	22,409,174	26,463,925
8036	Integrating Climate Change Adaptation into Sustainable Development Pathways of Bangladesh	GEF - 6	UNDP	6,241,500	15,000,000	21,241,500
8018	Building Resilience of Health Systems in Pacific Island LDCs to Climate Change	GEF - 6	UNDP	19,783,500	60,805,814	80,589,314
9041	Enhancing Whole of Islands Approach to Strengthen Community Resilience to Climate and Disaster Risks in Kiribati	GEF - 6	UNDP	9,772,875	48,543,587	58,316,462
TOTAL				44,852,626	208,589,595	253,442,221

*Includes GEF project grant, agency fees, PPG, and PPG fees

³² GEF, 2021. [FY21 Annual Monitoring Review of the Least Developed Countries Fund and Special Climate Change Fund](#), Council Document GEF/LDCF.SCCF.30/04.

24. In total, 273 projects had been CEO endorsed or approved as of March 31, 2021, including the five approved during this reporting period and reflected in table 3 above.

Expected Results under the LDCF

25. As of the end of this reporting period, 273 LDCF projects had been CEO endorsed or approved³³ In total, 174 implementation-oriented projects that have been CEO endorsed or approved provided an estimate of the number of direct beneficiaries³⁴. Key expected results of these projects, including aggregate values of quantitative indicators, are summarized in Table 5.

26. Full expected results can be found in the results frameworks specific to each project, available in the project documents posted on the GEF website.³⁵

27. In response to the request made at the 14th LDCF/SCCF Council in June 2013, the GEF Secretariat, in its Annual Monitoring Review (AMR) of the LDCF and the SCCF, continues to provide a summary of actual, portfolio-level results of projects that have been completed or that are under implementation. The most recent AMR, reporting results from the 2020 fiscal year is presented at the June 2021 LDCF/SCCF Council.³⁶

28. The GEF's active portfolio of CEO-endorsed or approved projects in various stages of implementation seek to directly reduce the vulnerability of more than 25.3 million people. Within this cohort of CEO endorsed projects, nearly every project reported 50 percent of beneficiaries being women. Given the mandate of the LDCF to support the preparation of the NAP process in LDCs, 193 LDCF projects are already supporting countries in their efforts to integrate climate change adaptation into 2,183 regional, national, sub-national and sector-wide policies, plans and frameworks. The LDCF also assists countries in laying the groundwork for climate-resilient development through 89 projects that will enable countries to strengthen their national climate information services network.

Table 4: Expected Results for CEO Endorsed or Approved LDCF Projects as of March 31, 2021*

Indicator	Projects	Total Value
Number of direct beneficiaries	174	25.37 million
Hectares of land better managed to withstand the effects of climate change	99	3.48 million
Number of projects that contribute towards public awareness of climate change impacts, vulnerability and adaptation	152	-

³³ 53 projects are NAPA preparation projects, comprising of 51 national and two global support projects.

³⁴ This figure constitutes projects which have been CEO endorsed and include expected results, which are not required for enabling activities, such as NAPA preparation.

³⁵ Project documents may be found on <https://www.thegef.org/projects>.

³⁶ GEF, 2021. [FY21 Annual Monitoring Review of the Least Developed Countries Fund and Special Climate Change Fund](#).

Indicator	Projects	Total Value
Number of risk and vulnerability assessments, and other relevant scientific and technical assessments carried out and updated	68	290
Number of projects that expand access to improved climate information services	89	-
Number of projects that expand access to improved, climate-related early-warning information	65	-
Number of people trained to identify, prioritize, implement, monitor and/or evaluate adaptation strategies and measures	135	828,428
Number of regional, national and sub-national institutions with strengthened capacities to identify, prioritize, implement, monitor and evaluate adaptation strategies and measures	86	701
Number of policies, plans, and processes developed or strengthened to identify, prioritize, and integrate adaptation strategies and measures	193	2,183

*These estimated results include figures from multi- trust fund (MTF) projects financed by the LDCF.

29. The following are examples of projects that were CEO endorsed during this reporting period, with a brief description of their expected results and impacts.

30. *South Tarawa Water Supply Project* (GEF ID 10593); Agency: Asian Development bank; LDCF project financing: \$5,000,000; co-financing \$81.83 million. This child project under the 'Climate Resilient Urban Development in the Pacific' program will be implemented in South Tarawa, the capital of Kiribati. Kiribati is a highly vulnerable LDC SIDS that faces immense challenges due to its geographical remoteness and vulnerability to climate change. The project will focus on enhancing the climate resilience of South Tarawa's water supply sector. South Tarawa has a land area of only 15.72 sq km and its highest point is only 3 meters above sea level, making it extremely vulnerable to wave and wind impacts of coastal storms. A major climate change concern is the risk over 'over-topping', whereby wind, waves and tidal surge combine to enable seawater to flow onto the island and eventually percolate into groundwater lenses. The ADB is working with the GCF on a desalination plant project. LDCF resources will be applied in parallel, in a coordinated manner with the GCF project, to address critical adaptation gaps. Knowledge-generation, institutional strengthening and capacity building measures will be supported by the LDCF grant, as well as assessments of climate change impacts on the water network. It will also strengthen cross sectoral mechanisms to mainstream climate resilience. The LDCF project is expected to directly benefit nearly 90,000 people, and to train 1,000 people about climate risks and adaptation measures. This project takes an innovative approach in proposing to establish a common data/information platform to provide management and decision making support to multiple stakeholders, as well as in proposing strategic use of asset management as a tool to achieve climate resilience, which at the city level is a relatively new approach. The hard and soft measures that will be supported are expected to be replicable on other islands and countries, with some measures specific to atolls, others across the Pacific, and others generally across all SIDS and coastal areas. The project is aligned with country priorities in Kiribati and is being designed to fully coordinate with the GCF desalination project in the country. Risks and opportunities to deliver benefits amidst a COVID situation have been taken

into account. The LDCF resources will be accompanied by over \$54 million in grant co-finance from the GCF, ADB and World Bank.

31. *Building the Capacity of the Lao PDR Government to Advance the National Adaptation Planning Process* (GEF ID 8022); Agency: UNEP; LDCF project financing: \$3.89 million; co-financing \$26.46 million. This project aims to mainstream the coordination and integration of climate change adaptation into national, sectoral and provincial development policy and strategies by strengthening the capacities of relevant ministries, especially for planning, finance and environment, in Lao PDR. The project will support the inclusion of medium- and long-term climate change risks and adaptation options into existing plans and budgeting processes. The project is structured around 4 key components: (i) Improve capacity by raising national awareness of climate change and of the NAP; ; (ii) Undertake climate change risk and vulnerability assessments.; and (iii) Enhance the collection, analysis, dissemination and application of integrated socio-economic and climate change information to guide policymaking and long-term planning across climate-sensitive sectors; and (iv) Monitoring and evaluation. This project will strengthen project-based M&E processes toward a national strategy and put in place the foundations for advancing NAP priorities. The proposed project will mainstream climate change adaptation in 24 policies and/or development plans and provide technical training programs for 1,430 staff (50 percent female). It will also provide indirect adaptation benefits to communities in all 18 provinces/prefectures (130 districts). The project brings highly innovative policy strengthening to Lao PDR in terms of mainstreaming climate change adaptation. This is expected to yield valuable benefits that will set the course for medium- and long-term future adaptation directions.

Results in GEF-7

32. In the GEF-7 period, the Updated Results Architecture for the LDCF and SCCF introduced a set of four Core Indicators that LDCF/SCCF projects are expected to track and report, in alignment with the Updated Results Architecture for the GEF Trust Fund.^{37, 38} These LDCF/SCCF Core Indicators are requested at Project Information Form (PIF) or CEO Approval submission stage, and subsequently at CEO Endorsement, mid-term, and terminal stages. Applicable new reporting features of the GEF Trust Fund for GEF-7, such as the provision of meta-information for projects by Agencies, are also applied to the LDCF/SCCF results framework. The LDCF/SCCF Core Indicators, listed below, contribute to a section of the GEF Scorecard, focused on adaptation to climate change:

- i. Number of direct beneficiaries (gender-segregated, male/female);
- ii. Number of hectares of land under climate-resilient management;
- iii. Number of policies, plans and development frameworks that mainstream climate resilience; and

³⁷ GEF, 2018, [Updated Results Architecture for Adaptation to Climate Change under the Least Developed Countries Fund and the Special Climate Change Fund \(2018-2022\)](#), Council document GEF/LDCF.SCCF.25/Inf.05.

³⁸ GEF, 2018, [Updated Results Architecture for GEF-7](#), Council document GEF/ C.54/11/Rev.02.

- iv. Number of people with enhanced capacity to identify climate risk and/or engage in adaptation measures (gender-segregated, male/female).

33. The expected contributions towards these Core Indicators from LDCF projects included in the June 2021 Work Program for approval by the 30th LDCF/SCCF Council are presented in the Work Program cover note.³⁹

34. The GEF Policy on Gender Equality and GEF Policy on Stakeholder Engagement also apply to LDCF projects.⁴⁰

Consultations with Countries

35. With the introduction of a new funding cycle for GEF-7, the 2018-2022 strategy recognizes the need to address the pipeline of technically cleared projects from GEF-6. At the end of GEF-6, there were 21 technically cleared projects from 17 countries in the LDCF pipeline requesting a total of \$156 million from the LDCF.

36. Since the beginning of GEF-7, the Secretariat has held consultations with countries with remaining technically cleared projects in the GEF-6 LDCF pipeline.

37. Based on the outcomes of these consultations, all 17 countries⁴¹ with pipelined projects in GEF-6 have been consulted regarding their GEF-6 pipelined projects. All these projects have either been updated or redesigned and approved in GEF-7. The final three were presented in the December 2020 Work Program.

38. Additional consultations were also held with LDCs that do not have GEF-6 pipeline projects, in order to present the current strategy, discuss adaptation priorities, and to assist with programming. These consultations are typically held during GEF ECWs and other in-person opportunities. During the COVID-19 Pandemic, however, in-person discussions have paused, with virtual and/or phone consultations being held as needed and/or requested, most recently with Kiribati and Tuvalu.

39. Additionally, during the reporting period, the GEF, in collaboration with the LDC Group under the UNFCCC, has made targeted outreach efforts with nine LDCs that have not yet accessed LDCF resources in the GEF-7 period. Some of these remaining LDCs have had very low historical access rates. With the intention of leaving no LDCs behind, these discussions provided opportunities to understand their climate adaptation priorities and to assist them to consider requesting LDCF support in line with operational improvements outlined in the 2018-2022 GEF Programming Strategy on Adaptation to Climate Change. The outreach has resulted in

³⁹ GEF, 2021, [Work Program for the Least Developed Countries Fund](#), Council Document GEF/LDCF.SCCF.30/05.

⁴⁰ GEF, 2017, [Policy on Gender Equality](#), Document: SD/PL/02; and GEF, 2017, [Policy on Stakeholder Engagement](#), Policy document: SD/PL/01.

⁴¹ Benin, Burundi, Chad, Djibouti, Ethiopia, The Gambia, Guinea-Bissau, Haiti, Lao PDR, Malawi, Mauritania, South Sudan, Sudan, Togo, Timor-Leste, Uganda, Zambia

submission of PIFs from five LDCs (Bhutan, Central African Republic, Eritrea, Lesotho and Somalia) for consideration in the June 2021 LDCF Work Program. The remaining four LDCs (Comoros, Madagascar, Niger and Sao Tome and Principe) are at various stages of preparing PIFs for submission. The GEF Secretariat is optimistic that all will have a chance to access LDCF resources before the end of the GEF-7 period.

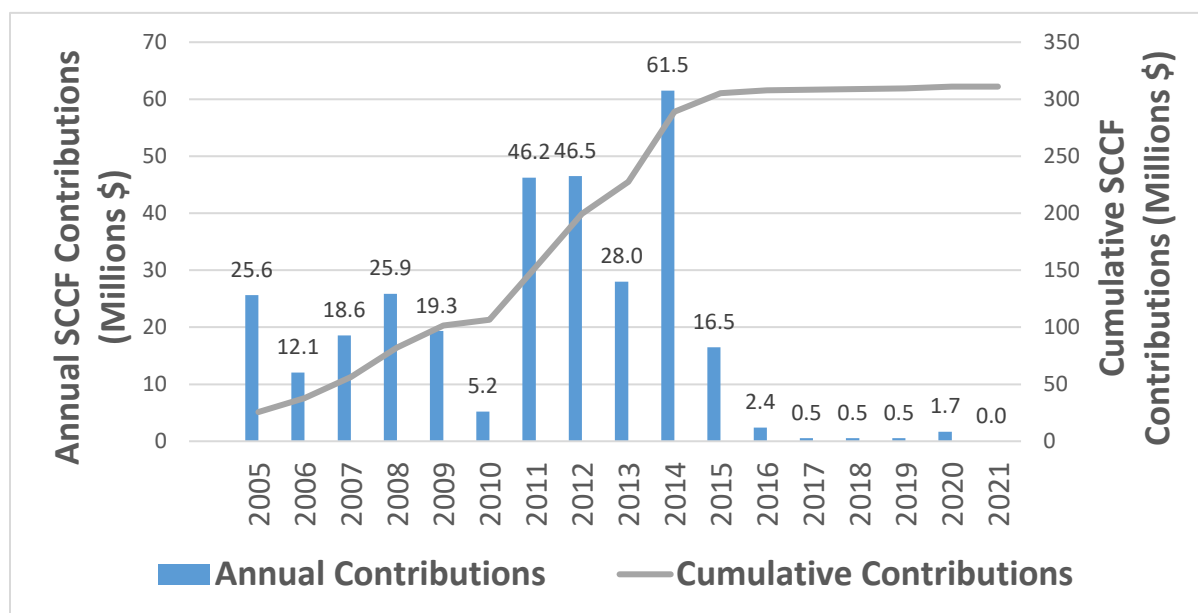
SPECIAL CLIMATE CHANGE FUND

Pledges and Contributions to the SCCF

40. As of March 31, 2021, 15 donors pledged and signed Contribution Agreements or Contribution Arrangements amounting to \$356.09 million. The Trustee has received \$349.44 million in cash to date from these donors, 98.1 percent.⁴² Figure 4 presents total annual and cumulative SCCF contributions finalized per fiscal year.

41. During the reporting period, no new contributions were received to the SCCF.

Figure 4: Total Annual and Cumulative SCCF Contributions Finalized as of March 31, 2021 (USDeq million)



Progress in SCCF Operations

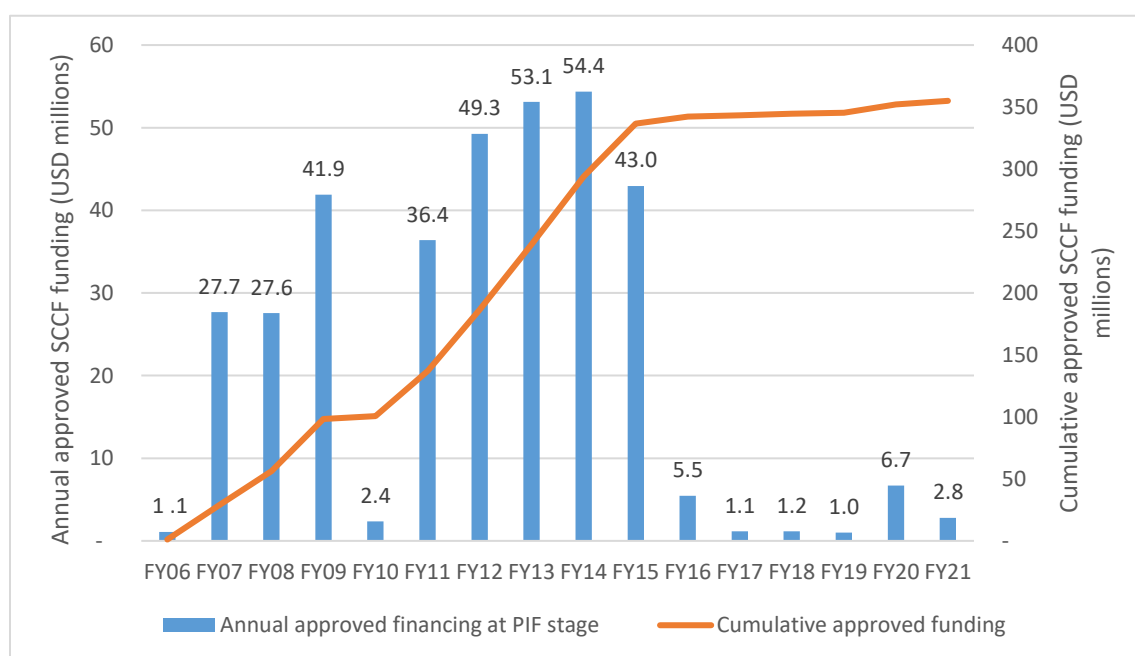
42. As March 31, 2021, 2020, cumulative funding decisions by the Council and the CEO amounted to a total of \$363.68 million, according to the Trustee report. Of the total amount

⁴² GEF Trustee, 2021, [Status Report for the SCCF](#), LDCF.SCCF.30/Inf.03.

approved, \$322.48 million was for projects and project preparation activities, \$31.61 million was for fees, and \$9.59 million was for administrative expenses and corporate activities of the SCCF.⁴³ There is a total of 86 projects approved under the SCCF.⁴⁴ Annex II presents a complete list of approved projects to date under SCCF-A and B. Figure 5 shows SCCF approvals by fiscal year. This reporting period overlaps two fiscal years.

43. For the GEF-7 period, the number of initiatives approved by the SCCF totals nine, comprising of one FSP and eight MSPs for \$10.21 million in SCCF resources.⁴⁵ Of these, the FSP has been approved by the LDCF/SCCF Council, and eight were approved by the CEO as MSPs. Approximately 44 percent of these projects are MTFs, accounting for four out of the nine projects.

Figure 5: Total Cumulative Resources Approved Under the SCCF by Fiscal Year as of March 31, 2021 (\$ million)⁴⁶



⁴³ Ibid.

⁴⁴ This data is based on information from the GEF Portal as of March 31, 2021.

⁴⁵ This amount includes \$9.34 million in GEF project financing and \$0.87 million in Agency fees. In addition, these projects have \$0.27 million in PPGs, and \$0.025 million in PPG fees.

⁴⁶ The data reflected in this figure has been generated on reporting information from the GEF Portal as of March 31, 2021. Any discrepancies with data in previous reporting figures are due to improved reporting functionality of the GEF Portal and ongoing reconciliation of relevant datasets.

Approvals and CEO Endorsements

44. No new MSPs or FSPs were approved or endorsed during the reporting period for SCCF resources.

45. Six MSPs with approved PIFs supported by SCCF were being prepared for CEO approval at the end of this reporting period. These PIFs total \$5.91 million in SCCF finance approved during the previous reporting period from November 1, 2019 to October 31, 2020. Three of these MSPs are solely supported by the SCCF, and the other three are jointly supported at MTF projects supported by the SCCF and LDCF. The deadlines for these six MSPs to be CEO Approved are between June and November 2021. Five of these MSPs are projects within the Challenge Program for Adaptation Innovation.

46. The five MSPs being prepared for CEO Approval with support from the SCCF as part of the Challenge Program for Adaptation Innovation are continuing to test and demonstrate innovative approaches for adaptation innovation, particularly in partnership with private sector actors who are not traditional partners for the GEF. Further information on progress being made through the Challenge Program for Adaptation Innovation is provided below.

47. An additional MSP with its PIF approved in the previous reporting period and that was CEO Approved in April 2021 shortly after the current reporting period is targeting systems innovation to increase investment in nature-based infrastructure by strengthening valuation of ecosystem services for climate adaptation and resilience. This project, titled *Using Systemic Approaches to Scale Nature-Based Infrastructure for Climate Adaptation* (ID 10632, SCCF project financing: \$2.19 million⁴⁷; co-financing: \$3.59 million), will be implemented by UNIDO, in partnership with the MAVA Foundation and the International Institute for Sustainable Development.

48. Two MSPs supported by the SCCF had CEO approval submission deadlines during this reporting period. One of these CEO approvals was submitted before its original deadline, and an extension of submission was requested and granted for the other due to delays resulting from the COVID-19 pandemic.

Agency Involvement in SCCF Projects

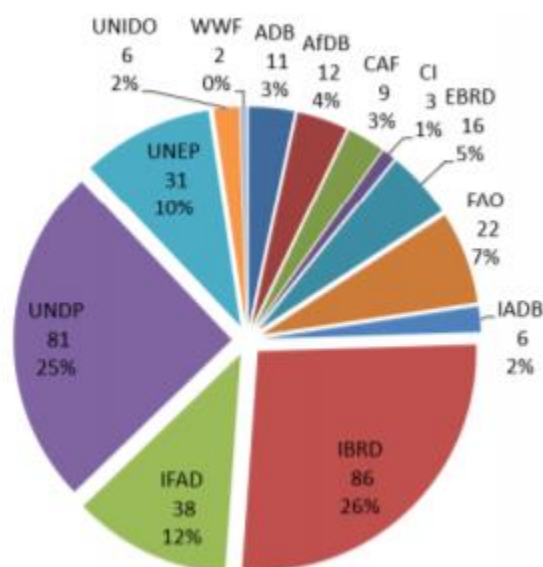
49. As of March 31, 2021, thirteen GEF Agencies were involved in SCCF projects totaling \$322.48 million in project financing.⁴⁸ The World Bank holds the largest share of the portfolio at

⁴⁷ This figure does not include PPG and PPG fee.

⁴⁸ This figure is based on information provided in the Trustee Report, in addition to approved MSPs with project ID 10436 and 10437, which are pending recent WWF-US programming being reflected in the Trustee Report.

26 percent, followed by UNDP at 25 percent, 11 percent by IFAD, and 9 percent by UNEP, as shown in figure seven.⁴⁹

Figure 6: Distribution of SCCF Financing by Agency as of March 31, 2021 (\$ Million)⁵⁰



Expected Results under the SCCF

50. By the end of the reporting period, 82 out of 86 SCCF projects have been approved⁵¹ or endorsed by the CEO. Of these projects, 42 have already been implemented and completed.⁵²

51. Table 5 provides a summary of the quantitative results indicators from a critical mass of these projects. These indicators are aligned with the results framework that was introduced in the GEF-6 period, similar to the LDCF results. Full expected results are detailed in the results frameworks specific to each project, available in the project documents posted on the GEF website.⁵³ In response to a request made at the 14th LDCF/SCCF Council in June 2013, the Secretariat, in its Annual Monitoring Reviews of the LDCF and the SCCF, continues to provide a summary of actual portfolio-level results of projects.⁵⁴

52. In total, 58 projects provide an estimated number of direct beneficiaries at the CEO endorsement/approval stage. These projects aim to directly reduce the vulnerability of close to seven million people. Furthermore, 57 SCCF projects support countries in their efforts to

⁴⁹ GEF Trustee, 2021, [Status Report of the SCCF](#), GEF/LDCF.SCCF.30/Inf.03.

⁵⁰ GEF Trustee, 2021, [Status Report for the SCCF](#), LDCF.SCCF.30/Inf.03..

⁵¹ This includes one-step approvals of MSPs.

⁵² From the GEF Portal.

⁵³ Project documents may be found on <https://www.thegef.org/projects>.

⁵⁴ GEF, 2021, [FY20 Annual Monitoring Review of the Least Developed Countries Fund and the Special Climate Change Fund](#).

develop or strengthen an estimated 417 policies, plans, and processes that identify, prioritize, and integrate climate change adaptation strategies and measures. Additionally, 47 projects train an estimated 116,673 people to identify, prioritize, implement, monitor and/or evaluate adaptation strategies and measures.

Table 5: Expected Results for CEO Endorsed or Approved SCCF Projects as of March 31, 2021*

Indicator	Projects	Total Value
Number of direct beneficiaries	58	6.99 million
Hectares of land better managed to withstand the effects of climate change ⁵⁵	20	3.75 million
Number of projects that contribute towards public awareness of climate change impacts, vulnerability and adaptation	51	51
Number of risk and vulnerability assessments, and other relevant scientific and technical assessments carried out and updated	31	7,596
Number of projects that expand access to improved climate information services	31	31
Number of projects that expand access to improved, climate-related early-warning information	15	15
Number of people trained to identify, prioritize, implement, monitor and/or evaluate adaptation strategies and measures	47	116,673
Number of regional, national and sub-national institutions with strengthened capacities to identify, prioritize, implement, monitor and evaluate adaptation strategies and measures	28	215
Number of policies, plans, and processes developed or strengthened to identify, prioritize, and integrate adaptation strategies and measures	57	417

* These estimated results include figures from MTF projects financed by the SCCF.

53. In the GEF-7 period, the LDCF/SCCF follows the GEF policy for reporting on Core Indicators, as presented in detail in the Expected Results under the LDCF section. All projects approved in GEF-7 will report on the LDCF/SCCF Core Indicators and no longer on the indicators from the GEF-6 results.

MULTI-TRUST FUND PROJECTS (MTFs)

54. To date, there have been a total of 31 projects and six programmatic approaches that draw resources from multiple trust funds. Of these projects, five MTFs draw resources from both the LDCF and SCCF together, and 21 MTFs draw from the LDCF and GEF Trust Fund, while 10 MTFs are SCCF-GEF Trust Fund. One MTF draws resources from the GEF, the LDCF, and SCCF.

55. Prior to GEF-7, different project approval processes and timing for the GEF Trust Fund and the LDCF/SCCF had an effect of limiting the number of MTFs. Projects that combined GEF

⁵⁵ Given the significant share of projects that target agriculture and food systems as a priority sector, this figure includes production systems, as well as other vulnerable land such as catchments and coastal zones.

Trust Fund and LDCF/SCCF resources often comprised components that were separately mapped to various thematic areas, rather than components that sought to integrate the them. The ambition for GEF-7 is to enable better integration and mainstreaming of climate change adaptation and resilience in GEF Trust Fund programming, especially in contexts where vulnerability to climate change is high.

56. Since the roll-out of the new LDCF/SCCF strategy and GEF programming directions in July 2018, the number of MTF proposals that support integration and seek synergy across different global environmental dimensions has increased. This ability to advance integration and mainstreaming of adaptation with support from multiple trust funds is a unique and positive feature of the GEF. The GEF Secretariat will continue its efforts to facilitate such programming as appropriate, taking into consideration national needs, opportunities for systemic impact, and programming priorities.

57. Since the beginning of GEF-7, 18 MTF projects have been approved.

CHALLENGE PROGRAM FOR ADAPTATION INNOVATION

58. The Challenge Program for Adaptation Innovation was launched in 2019, in alignment with the approved adaptation programming strategy for GEF-7.⁵⁶ The objective of this program is to catalyze innovation to harness the power of private sector actors for achieving adaptation results. The Challenge Program aims to test and validate potentially scalable, bankable, or otherwise fundable investment approaches, business models, partnerships, and technologies. One innovative element of the design of this Program is that submission of project concepts can be made by any proponent and is not limited to GEF Agencies. Indications are that this approach may be a useful model to engage an increasing spectrum of actors in presenting and developing GEF programs and projects.

59. A first Call for Proposals was announced in mid-2019 valued at \$10 million to be financed equally from the LDCF and SCCF. The response to the Call for Proposals was overwhelmingly positive. 388 concepts were submitted by 343 different organizations. Given this high level of interest and limited resources available for this round, the Challenge Program was only able to invite nine out of 388 of submissions to advance, totaling under three percent of the approximately \$550 million requested. Of the 388 concepts submitted in the first Call for Proposals, 92 percent were from proponents who are not GEF Agencies. This created opportunity for private sector actors and others who have not traditionally partnered with the GEF to propose their ideas and engage directly with the GEF Secretariat.

60. A detailed analysis of the submissions, including by type of proponent, innovation strategy, region and country, and scale of funding requested is provided in the Progress Report

⁵⁶ GEF 2018, [GEF Programming Strategy on Adaptation to Climate Change for the LDCF and the SCCF and Operational Improvements](#), Council document GEF/LDCF.SCCF.24/03.

on the Challenge Program for Adaptation Innovation delivered to the 27th LDCF/SCCF Council, in December, 2019.⁵⁷ A further update on progress being made through this Program was presented as an Information Document for the 29th meeting of the LDCF/SCCF Council in December 2020, which includes details on the advances and impacts of each of the projects, both individually and as a cohort.⁵⁸

61. The nine project concepts indicated below in Table 6 were selected based on established criteria and were invited to advance following the normal LDCF and SCCF project review process. These concepts were announced on December 11, 2019 at the COP25.⁵⁹

62. Of the nine project concepts invited to advance from the first Call for Proposals through this program, all have had their PIFs approved, and one has had their CEO Approvals fully processed for implementation.

Table 6: Challenge Program for Adaptation Innovation projects as of March 31, 2021

Title	Region/ Country	Agency	Proponent/ Partner	LDCF ⁶⁰ support	SCCF ⁶¹ support	Status
Resilience for Peace & Stability, Food and Water Security Innovation Grant Program	Global	UNDP	Global Resilience Partnership	\$1.15 M		PIF approved August 2020 and pending CEO Approval
Public-Private Partnerships for Coral Reef Insurance	Global (Asia, SIDS)	ADB		\$0.48 M	\$0.92 M	PIF approved May 2020 and pending CEO Approval
Reviving high-quality coffee to stimulate climate adaptation in smallholder farming communities	Regional (Africa)	IUCN	NESPRESSO and Clarmondial	\$1.3 M		PIF approved July 2020 and pending CEO Approval
Piloting innovative financing for climate adaptation technologies in medium-sized cities	Global	UNIDO	CTCN	\$0.27 M	\$0.53 M	PIF approved January 2020 and pending CEO Approval

⁵⁷ GEF, 2019, [Progress Report on the Challenge Program for Adaptation Innovation Under the Special Climate Change Fund and the Least Developed Countries Fund](#), Council document GEF/LDCF.SCCF.27/Inf.04.

⁵⁸ GEF 2020, [Update on the Challenge Program for Adaptation Innovation under the Special Climate Change Fund and the Least Developed Countries Fund](#), Council Document GEF/LDCF.SCCF.29/Inf.04/Rev.01.

⁵⁹ See Press Release, [Winners of GEF Challenge Program for Adaptation Innovation announced](#), December 10, 2019.

⁶⁰ Inclusive of GEF project financing, Agency Fees, and PPG.

⁶¹ Inclusive of GEF project financing, Agency Fees, and PPG.

Title	Region/ Country	Agency	Proponent/ Partner	LDCF⁶⁰ support	SCCF⁶¹ support	Status
Blended finance facility for climate resilience in coffee and cacao value chains: CC-Blend	Regional (LAC)	UNEP	Banco de Fomento Agropecuario		\$1.2 M	PIF approved May 2020 and pending CEO Approval
Adaptation Accelerator Program: Building Climate Resilience through Enterprise Acceleration	Global	CI		\$1.15 M		PIF approved January 2020 and pending CEO Approval
Investing in Climate Resilience for the Land4Impact Fund	Global	WWF-US	South Pole	\$0.65 M	\$0.65 M	PIF approved May 2020 and pending CEO Approval
Financial tools for small scale fishers in Melanesia	Regional (Pacific SIDS)	WWF-US	Willis Towers Watson		\$1.15 M	PIF approved June 2020 and pending CEO Approval
UAVs/drones for Equitable Climate Change Adaptation: Participatory Risk Management through Landslide and Debris Flow Monitoring	Colombia	CAF	MIT Environmental Solutions Initiative		\$0.55 M	CEO Approval processed August 2020 for implementation

63. The anticipated impacts and co-financing catalyzed through this Challenge Program are substantial, including in relation to the typical impacts scale of other LDCF and SCCF supported projects. Of the \$45.54 million in co-financing expected to be catalyzed from the nine projects, \$29.88 million (65.6 percent) is anticipated from 12 different private sector partners.

64. This Challenge Program has been successful in attracting and engaging a range of new partners with whom the GEF has not yet been able to directly partner with through conventional programming. Several private sector and other partners involved in this program are engaging directly for the first time in a GEF project. These partners include large-scale agriculture commodity managers such as Nespresso, commercial financial institutions such as the Agricultural Development Bank of El Salvador, SME fund managers such as South Pole Group, commercial insurance providers such as Willis Towers Watson, and municipal governments, as well as several SMEs and community organizations. The infusion of ideas and interest submitted suggest there is significant impact potential to be gained from continuing to increase GEF's investment in catalyzing private sector innovation in climate resilience and adaptation through this program.

65. Learning and knowledge sharing is being undertaken through implementation, monitoring, and evaluation. This learning will help strengthen the individual projects' business models and contribute more broadly to the growing movement of private sector investment for climate change resilience and adaptation. Given the pioneering nature of the nine projects in this program, numerous opportunities for synergies and knowledge sharing have been identified and acted upon during PIF approval and project development stages. These synergies and knowledge sharing efforts are being undertaken with a view to strengthen the different and often complementary innovative aspects of each of the projects.

66. Initial progress made by the Challenge Program suggests it has strong potential to effectively address unmet needs for climate change adaptation innovation. Through the call for proposals modality that was open to any proponent whether or not they are a GEF Agency, the LDCF and SCCF have been successful in building new partnerships, unearthing innovative ideas, and catalyzing private sector investment in adaptation that would otherwise not have been possible through the traditional GEF programming model. These partners include large-scale agriculture commodity managers such as Nespresso, commercial financial institutions such as the Agricultural Development Bank of El Salvador, SME fund managers such as South Pole Group, commercial insurance providers such as Willis Towers Watson, and municipal governments, as well as SMEs and community organizations.

67. The Secretariat presented to the 29th LDCF/SCCF Council a set of reflections on the initial stage of this Challenge Program, including recommendations for further maximizing the impact potential.⁶² The GEF Secretariat is currently preparing to launch a second Call for Proposals in mid-2021 with available LDCF and SCCF resources.

OVERVIEW OF CONTRIBUTIONS, COST STRUCTURE AND VISIBILITY

68. The tables presented in this section provide an analysis on increased and diversified contributions, more efficient cost structure, and enhanced visibility of the LDCF and the SCCF. These elements were previously presented in the Annual Monitoring Review as elements of an overview of management efficiency and effectiveness. They have been moved to the Progress Report to be presented along with other elements of the LDCF/SCCF portfolio analysis, included in earlier sections. This information will be included in future Progress Reports once a year, in the Progress Report presented to the fall LDCF/SCCF Council.

Table 7: Contributions to the LDCF and the SCCF as of March 31, 2021

	LDCF	SCCF	Total
A. Total value of contributions pledged in FY21 in USDeq.	\$60,874,985	\$0	\$60,874,985
B. Number of donors that pledged in FY21	6	0	6

⁶² GEF 2020, [Progress Report on the Least Developed Countries Fund and the Special Climate Change Fund](#), Council document GEF/LDCF.SCCF.29/Inf.04/Rev.1

	LDCF	SCCF	Total
C. Total cumulative pledges and contributions in USDeq.	\$1,722,256,838	\$356,091,466	\$2,078,348,304
D. Actual cumulative contributions paid in USDeq.	\$1,580,012,595	\$349,435,216	\$1,929,447,811
E. Actual contributions against pledges (in percent)	89.2 percent	98.1 percent	N/A

Table 8: Cost Structure for the LDCF and the SCCF for FY20

	LDCF	SCCF
A. Project management cost (PMC) against project financing approved ⁶³	4.4 percent	9.2 percent
B. GEF Secretariat administrative expenses as a share of total project financing approved ⁶⁴	0.75 percent	6.4 percent

Table 9: Visibility of the LDCF and the SCCF for FY20

	LDCF	SCCF	Total
A. Number of page views on the GEF Web site containing keywords 'adaptation', 'LDCF', or 'SCCF'	-	-	75,665
B. Number of stories/mentions in media	138	67	215

⁶³ As indicated in the [Guidelines on the Project and Program Cycle Policy \(2020 Update\)](#), PMCs for FSPs are not recommended to exceed five percent of GEF project financing; while PMCs for MSPs shall not exceed ten percent of GEF project financing. The difference in the percentage rate of PMC against project financing approved for LDCF and SCCF is due to 17 of the 24 approved for LDCF support in FY20 were FSPs, while all the five projects approved for SCCF support were MSPs.

⁶⁴ The difference in the percentage of GEF Secretariat administrative expenses as a share of total project financing approved is due to the relatively high amount of LDCF project finance approved in FY21 in comparison to the relatively small amount of SCCF finance approved.

ANNEX I: APPROVED PROJECTS AND PROGRAMS UNDER THE LDCF AS OF MARCH 31, 2021

- This list excludes Enabling Activity projects, most of which are NAPA preparation projects.
- The list includes Programmatic Approaches (PFDs) and does not list individual child projects to avoid double counting.
- The data are from the GEF Portal, which may include some discrepancies and are under review.
- The financial figures are at the time of the Council Approval and CEO approval for MSPs.

GEF ID	Project Title	GEF Phase	Agency	Countries	Type	Implementation Status	Project Financing (\$)	Agency Fee (\$)	PPG (\$)	PPG Fee (\$)	Co-Financing (\$)
2040	Technical Assistance to Least Developed Countries (LDCs) to Implement the UNFCCC8/CP8 Decision	GEF - 3	UNDP	Global	MSP	Project Implemented	633,538	60,206	-	-	238,000
2190	Technical Assistance to Francophone LDCs to Implement the UNFCCC8/CP8 Decision	GEF - 3	UNDP	Angola, Benin, Burkina Faso, Burundi, Cabo Verde, Comoros, Djibouti, Guinea, Guinea-Bissau, Equatorial Guinea, Haiti, Madagascar, Mali, Mauritania, Niger, Central African Republic, Congo DR, Sao Tome and Principe, Senegal, Togo, Chad	MSP	Project Implemented	211,126	-	-	-	38,000
3219	Reducing Climate Change-induced Risks and Vulnerabilities from Glacial Lake Outbursts in the	GEF - 4	UNDP	Bhutan	FSP	Project Implemented	3,445,050	362,505	180,000	-	3,486,224

GEF ID	Project Title	GEF Phase	Agency	Countries	Type	Implementation Status	Project Financing (\$)	Agency Fee (\$)	PPG (\$)	PPG Fee (\$)	Co-Financing (\$)
	Punakha-Wangdi and Chamkhar Valleys										
3287	Community Based Adaptation to Climate Change through Coastal Afforestation	GEF - 4	UNDP	Bangladesh	FSP	Project Implemented	3,300,000	340,000	100,000	-	6,080,000
3302	Climate Adaptation for Rural Livelihoods and Agriculture (CARLA)	GEF - 4	AfDB	Malawi	FSP	Project Implemented	3,000,000	327,448	274,475	-	24,505,000
3358	Integrating Climate Change Risks into the Agriculture and Health Sectors in Samoa	GEF - 4	UNDP	Samoa	MSP	Project Implemented	2,000,000	205,000	50,000	-	2,100,000
3404	Promoting Climate-Resilient Water Management and Agricultural Practices	GEF - 4	UNDP	Cambodia	MSP	Project Implemented	1,850,000	195,000	100,000	-	1,950,000
3408	Implementing NAPA Priority Interventions to Build Resilience in the most Vulnerable Coastal Zones in Djibouti	GEF - 4	UNEP	Djibouti	FSP	Project Implemented	2,070,000	214,500	75,000	-	1,897,000
3430	Implementing NAPA Priority Interventions to Build Resilience in the Agriculture and Water Sectors to the Adverse Impacts of Climate Change	GEF - 4	UNDP	Sudan	FSP	Project Implemented	3,300,000	340,000	100,000	-	3,000,000
3581	Building Adaptive Capacity and Resilience to Climate Change in the Water Sector in Cape Verde	GEF - 4	UNDP	Cabo Verde	FSP	Project Implemented	3,000,000	310,000	100,000	-	13,680,000
3684	Strengthening Adaptation Capacities and Reducing the Vulnerability to Climate Change in Burkina Faso	GEF - 4	UNDP	Burkina Faso	FSP	Project Implemented	2,900,000	300,000	100,000	-	6,300,000
3689	Adaptation to the effects of drought and climate change in Agro-ecological Zone 1 and 2 in Zambia	GEF - 4	UNDP	Zambia	FSP	Project Implemented	3,795,000	389,500	100,000	-	7,000,000
3694	Increasing Resilience of Coastal Areas and Community Settlements to Climate Change	GEF - 4	UNDP	Tuvalu	FSP	Project Implemented	3,300,000	336,000	60,000	-	3,080,000

GEF ID	Project Title	GEF Phase	Agency	Countries	Type	Implementation Status	Project Financing (\$)	Agency Fee (\$)	PPG (\$)	PPG Fee (\$)	Co-Financing (\$)
3701	Enhancing Climate Risk Management and Adaptation in Burundi (ECRAMB)	GEF - 5	AfDB	Burundi	FSP	Project Implemented	3,080,000	308,000	125,610	12,561	15,660,000
3703	Increased Resilience and Adaptation to Adverse Impacts of Climate Change in Guinea's Vulnerable Coastal Zones	GEF - 4	UNDP	Guinea	FSP	Project Implemented	2,970,000	307,000	100,000	-	5,150,000
3704	Integrated Adaptation Programme to Combat the Effects of Climate Change on Agricultural Production and Food Security	GEF - 4	UNDP	Benin	FSP	Project Implemented	3,410,000	349,000	80,000	-	6,920,000
3716	Integrating Adaptation to Climate Change into Agricultural Production and Food Security in Sierra Leone	GEF - 4	IFAD	Sierra Leone	FSP	Project Implemented	2,644,800	264,480	100,000	10,000	2,775,000
3718	Building the Capacity of the Agriculture Sector in DR Congo to Plan for and Respond to the Additional Threats Posed by Climate Change on Food Production and Security	GEF - 4	UNDP	Congo DR	FSP	Project Implemented	3,000,000	310,000	100,000	-	4,000,000
3728	Strengthening of The Gambia's Climate Change Early Warning Systems	GEF - 4	UNEP	Gambia	MSP	Project Implemented	930,000	-	30,000	3,000	1,085,000
3733	Strengthening Adaptive Capacities to Address Climate Change Threats on Sustainable Development Strategies for Coastal Communities in Haiti	GEF - 4	UNDP	Haiti	FSP	Project Implemented	3,500,000	360,000	100,000	-	7,000,000
3776	Enhancing Adaptive Capacity and Resilience to Climate Change in the Agriculture Sector in Mali	GEF - 4	UNDP	Mali	FSP	Project Implemented	2,340,000	234,000	100,000	10,000	6,765,000
3798	Increasing Resilience to Climate Change and Natural Hazards	GEF - 4	World Bank	Vanuatu	FSP	Under Implementation	5,580,000	573,000	150,000	-	3,150,000

GEF ID	Project Title	GEF Phase	Agency	Countries	Type	Implementation Status	Project Financing (\$)	Agency Fee (\$)	PPG (\$)	PPG Fee (\$)	Co-Financing (\$)
3838	Reducing Vulnerability to Climate Change by Establishing Early Warning and Disaster Preparedness Systems and Support for Integrated Watershed Management in Flood Prone Areas	GEF - 4	UNEP	Rwanda	FSP	Project Implemented	3,486,000	348,600	150,000	15,000	3,300,000
3841	Improvement of Early Warning System to Reduce Impacts of Climate Change and Capacity Building to Integrate Climate Change into Development Plans	GEF - 4	UNEP	Lesotho	FSP	Project Implemented	1,735,000	173,500	50,000	5,000	1,763,000
3847	Integrating Climate Change Risks into Resilient Island Planning	GEF - 4	UNDP	Maldives	FSP	Project Implemented	4,485,000	448,500	60,000	6,000	4,250,000
3857	Adapting Water Resource Management in Comoros to Increase Capacity to Cope with Climate Change	GEF - 4	UNDP	Comoros	FSP	Project Implemented	3,400,000	340,000	100,000	10,000	5,500,000
3885	Enhancing Resilience of Vulnerable Coastal Areas to Climate Change Risks	GEF - 4	UNDP	Liberia	FSP	Project Implemented	4,900,000	490,000	100,000	10,000	2,900,000
3890	Vulnerability Assessment and Adaptation Programme for Climate Change in the Coastal Zone of Cambodia Considering Livelihood Improvement and Ecosystems	GEF - 4	UNEP	Cambodia	MSP	Project Implemented	1,635,000	163,500	50,000	5,000	2,985,000
3893	Support to the Adaptation of Vulnerable Agricultural Production Systems	GEF - 4	IFAD	Mauritania	FSP	Under Implementation	3,500,000	350,000	100,000	10,000	4,500,000
3916	Implementing NAPA Priority Interventions to Build Resilience and Adaptive Capacity of the Agriculture Sector to Climate Change	GEF - 4	UNDP	Niger	FSP	Project Implemented	3,500,000	360,000	-	-	10,950,000
3979	Integrating Climate Resilience into Agricultural Production for Food Security in Rural Areas	GEF - 4	FAO	Mali	FSP	Project Implemented	2,106,818	210,682	75,000	7,500	4,150,000

GEF ID	Project Title	GEF Phase	Agency	Countries	Type	Implementation Status	Project Financing (\$)	Agency Fee (\$)	PPG (\$)	PPG Fee (\$)	Co-Financing (\$)
4018	Sao Tome and Principe Adaptation to Climate Change	GEF - 4	World Bank	Sao Tome and Principe	FSP	Project Implemented	4,147,800	414,780	282,500	28,250	3,290,000
4019	Strengthening Resilience and Adaptive Capacity to Climate Change in Guinea-Bissau's Agrarian and Water Sectors	GEF - 4	UNDP	Guinea-Bissau	FSP	Project Implemented	4,000,000	400,000	130,000	13,000	12,710,000
4034	Improving the Resilience of the Agriculture Sector in Lao PDR to Climate Change Impacts	GEF - 4	UNDP	Lao PDR	FSP	Project Implemented	4,445,450	444,545	100,000	10,000	4,445,450
4068	Increasing Resilience to Climate Variability and Hazards	GEF - 4	World Bank	Kiribati	FSP	Project Implemented	3,000,000	300,000	-	-	3,300,000
4141	Developing Core Capacity to Address Adaptation to Climate Change in Productive Coastal Zones	GEF - 4	UNEP	Tanzania	FSP	Project Implemented	3,356,300	335,630	100,000	10,000	7,650,000
4216	Integration of Climate Change Risk and Resilience into Forestry Management (ICCRIFS)	GEF - 4	UNDP	Samoa	FSP	Project Implemented	2,400,000	240,000	50,000	5,000	2,400,000
4222	Promoting Autonomous Adaptation at the community level in Ethiopia	GEF - 4	UNDP	Ethiopia	FSP	Project Implemented	5,307,885	530,788	101,500	10,150	22,650,000
4227	Building Adaptive Capacity and Resilience to Climate Change in Afghanistan.	GEF - 4	UNEP	Afghanistan	FSP	Under Implementation	5,390,000	539,000	100,000	10,000	16,000,000
4234	Climate Change adaptation project in the areas of watershed management and water retention	GEF - 5	IFAD	Senegal	FSP	Project Implemented	5,000,000	500,000	120,000	12,000	8,825,000
4268	Enhancing Resilience to Climate Change by Mainstreaming Adaption Concerns into Agricultural Sector Development in Liberia	GEF - 4	UNDP	Liberia	FSP	Project Implemented	2,381,400	238,140	75,000	7,500	6,080,000
4274	Strengthening the Adaptive Capacity of Most Vulnerable Sao Tomean's Livestock-keeping Households	GEF - 5	AfDB	Sao Tome and Principe	FSP	CEO Endorsement Cleared	1,985,000	198,500	125,250	12,525	7,650,000
4276	Adaptation in the Coastal Zones of Mozambique	GEF - 5	UNDP	Mozambique	FSP	Project Implemented	4,433,000	443,300	91,000	9,100	8,866,000

GEF ID	Project Title	GEF Phase	Agency	Countries	Type	Implementation Status	Project Financing (\$)	Agency Fee (\$)	PPG (\$)	PPG Fee (\$)	Co-Financing (\$)
4318	Integrated Adaptation Programme to Combat the Effects of Climate Change on Agricultural Production and Food Security in CAR	GEF - 5	UNDP	Central African Republic	FSP	CEO Endorsement Cleared	2,780,000	278,000	70,000	7,000	5,560,000
4431	Increasing Climate Change Resilience of Maldives through Adaptation in the Tourism Sector	GEF - 5	UNDP	Maldives	MSP	Project Implemented	1,650,438	165,043	-	-	1,650,438
4434	Strengthening the Adaptive Capacity and Resilience of Rural Communities Using Micro Watershed Approaches to Climate Change and Variability to Attain Sustainable Food Security	GEF - 5	FAO	Cambodia	FSP	Under Implementation	5,174,364	517,436	-	-	18,805,395
4447	Strengthening Climate Resilience and Reducing Disaster Risk in Agriculture to Improve Food Security in Haiti Post Earthquake	GEF - 5	FAO	Haiti	FSP	Project Implemented	2,727,000	272,700	-	-	5,300,000
4453	Adaptation of Small-scale Agriculture (LASAP)	GEF - 5	IFAD	Lesotho	FSP	Under Implementation	4,330,000	433,000	117,340	11,734	13,000,000
4551	Community Based Flood and Glacial Lake Outburst Risk Reduction	GEF - 5	UNDP	Nepal	FSP	Project Implemented	6,300,000	630,000	63,500	6,350	18,900,000
4554	Effective Governance for Small Scale Rural Infrastructure and Disaster Preparedness in a Changing Climate	GEF - 5	UNDP	Lao PDR	FSP	Project Implemented	4,700,000	470,000	120,000	12,000	25,927,478
4568	Adapting Coastal Zone Management to Climate Change in Madagascar Considering Ecosystem and Livelihoods	GEF - 5	UNEP	Madagascar	FSP	Under Implementation	5,337,500	533,750	129,650	12,965	11,965,000
4570	Adapting Agriculture Production in Togo (ADAPT)	GEF - 5	IFAD	Togo	FSP	Project Implemented	5,354,546	535,454	100,000	10,000	13,000,000
4585	Enhancing the Resilience of Tourism-reliant Communities to Climate Change Risks	GEF - 5	UNDP	Samoa	MSP	Project Implemented	1,950,000	195,000	50,000	5,000	7,100,000

GEF ID	Project Title	GEF Phase	Agency	Countries	Type	Implementation Status	Project Financing (\$)	Agency Fee (\$)	PPG (\$)	PPG Fee (\$)	Co-Financing (\$)
4599	Building Adaptive Capacity to Catalyze Active Public and Private Sector Participation to Manage the Exposure and Sensitivity of Water Supply Services to Climate Change in Sierra Leone	GEF - 5	UNDP	Sierra Leone	FSP	Under Implementation	2,940,000	294,000	70,000	7,000	25,600,000
4692	Strengthening Resilience of Farming Communities' Livelihoods against Climate Changes in the Guinean Prefectures of Gaoual, Koundara and Mali	GEF - 5	UNDP	Guinea	FSP	Project Implemented	3,716,364	371,636	100,000	10,000	50,630,000
4696	Strengthening the Resilience of Small-Scale Rural Infrastructure and Local Government Systems to Climatic Variability and Risk	GEF - 5	UNDP	Timor Leste	FSP	Project Implemented	4,600,000	460,000	120,000	12,000	24,527,763
4700	Integrating Community-based Adaptation into Afforestation and Reforestation Programmes in Bangladesh	GEF - 5	UNDP	Bangladesh	FSP	Under Implementation	5,650,000	565,000	50,000	5,000	41,619,000
4701	Scaling up Community-Based Adaptation (CBA) in Niger	GEF - 5	UNDP	Niger	FSP	Project Implemented	3,750,000	375,000	50,000	5,000	13,250,000
4702	Integrating Climate Resilience into Agricultural and Pastoral Production for Food Security in Vulnerable Rural Areas through the Farmers Field School Approach	GEF - 5	FAO	Niger	FSP	Under Implementation	3,800,000	-	50,000	4,750	15,200,000
4714	Effective and Responsive Island-level Governance to Secure and Diversify Climate Resilient Marine-based Coastal Livelihoods and Enhance Climate Hazard Response Capacity	GEF - 5	UNDP	Tuvalu	FSP	Project Implemented	4,200,000	420,000	125,000	12,500	19,601,596
4724	Enhancing Resilience of Vulnerable Coastal Areas and Communities to Climate Change in the Republic of Gambia	GEF - 5	UNDP	Gambia	FSP	Project Implemented	8,900,000	890,000	150,000	15,000	41,388,000

GEF ID	Project Title	GEF Phase	Agency	Countries	Type	Implementation Status	Project Financing (\$)	Agency Fee (\$)	PPG (\$)	PPG Fee (\$)	Co-Financing (\$)
4725	Solomon Islands Water Sector Adaptation Project (SIWSAP)	GEF - 5	UNDP	Solomon Islands	FSP	Project Implemented	6,850,000	685,000	150,000	15,000	40,255,000
4797	Climate Proofing Local Development Gains in Rural and Urban Areas of Machinga and Mangochi Districts	GEF - 5	UNDP	Malawi	FSP	Under Implementation	5,318,200	531,820	150,000	15,000	36,000,000
4822	Strengthening Resilience to Climate Change through Integrated Agricultural and Pastoral Management in the Sahelian zone in the Framework of the Sustainable Land Management Approach	GEF - 5	FAO	Mali	FSP	Project Implemented	2,172,727	-	100,000	9,500	9,670,000
4950	Strengthening Liberia's Capability to Provide Climate Information and Services to Enhance Climate Resilient Development and Adaptation to Climate Change	GEF - 5	UNDP	Liberia	FSP	Project Implemented	6,730,000	673,000	100,000	10,000	28,428,289
4958	Climate Risk Finance for Sustainable and Climate Resilient Rainfed Farming and Pastoral Systems	GEF - 5	UNDP	Sudan	FSP	Under Implementation	5,700,000	570,000	100,000	10,000	12,200,000
4971	Adapting Natural Resource Dependent Livelihoods to Climate induced Risks in Selected Landscapes in Burkina Faso: the Boucle du Mouhoun Forest Corridor and the Mare d'Oursi Wetlands Basin	GEF - 5	UNDP	Burkina Faso	FSP	Under Implementation	7,000,000	700,000	120,000	11,400	21,407,000
4974	Enhancing Adaptive Capacity and Resilience to Climate Change in the Agriculture Sector in Comoros	GEF - 5	UNDP	Comoros	FSP	Under Implementation	8,990,890	899,091	100,000	10,000	35,000,000
4976	Addressing the Risk of Climate-induced Disasters through Enhanced National and Local Capacity for Effective Actions	GEF - 5	UNDP	Bhutan	FSP	CEO Endorsement Cleared	11,491,200	1,149,120	100,000	10,000	45,798,000
4990	Community Disaster Risk Management in Burundi	GEF - 5	UNDP	Burundi	FSP	Under Implementation	8,715,000	871,500	70,000	7,000	31,300,000

GEF ID	Project Title	GEF Phase	Agency	Countries	Type	Implementation Status	Project Financing (\$)	Agency Fee (\$)	PPG (\$)	PPG Fee (\$)	Co-Financing (\$)
4991	Strengthening Climate Information and Early Warning Systems in Tanzania to Support Climate Resilient Development and Adaptation to Climate Change	GEF - 5	UNDP	Tanzania	FSP	Project Implemented	4,000,000	400,000	100,000	10,000	19,790,000
4992	Strengthening Climate Information and Early Warning Systems to Support Climate Resilient Development and Adaptation to Climate Change	GEF - 5	UNDP	Ethiopia	FSP	Project Implemented	4,900,000	490,000	100,000	10,000	20,750,000
4993	Strengthening Climate Information and Early Warning Systems in Africa to Support Climate Resilient Development and Adaptation to Climate Change	GEF - 5	UNDP	Uganda	FSP	Project Implemented	4,000,000	400,000	100,000	10,000	23,664,000
4994	Strengthening Climate Information and Early Warning Systems in Malawi to Support Climate Resilient Development and Adaptation to Climate Change	GEF - 5	UNDP	Malawi	FSP	CEO Endorsement Cleared	4,000,000	400,000	100,000	10,000	17,136,749
4995	Strengthening Climate Information and Early Warning Systems in Eastern and Southern Africa for Climate Resilient Development and Adaptation to Climate Change - Zambia	GEF - 5	UNDP	Zambia	FSP	CEO Endorsement Cleared	4,000,000	400,000	100,000	10,000	23,710,000
5002	Strengthening Climate Information and Early Warning Systems in Western and Central Africa for Climate Resilient Development and Adaptation to Climate Change	GEF - 5	UNDP	Benin	FSP	Project Implemented	4,000,000	400,000	100,000	10,000	18,087,302
5003	Strengthening Climate Information and Early Warning Systems in Africa for Climate Resilient Development and Adaptation to Climate Change - Burkina Faso	GEF - 5	UNDP	Burkina Faso	FSP	Project Implemented	4,000,000	400,000	100,000	10,000	24,305,000

GEF ID	Project Title	GEF Phase	Agency	Countries	Type	Implementation Status	Project Financing (\$)	Agency Fee (\$)	PPG (\$)	PPG Fee (\$)	Co-Financing (\$)
5004	Strengthening Climate Information and Early Warning Systems in Sao Tome and Principe for Climate Resilient Development and Adaptation to Climate Change	GEF - 5	UNDP	Sao Tome and Principe	FSP	Project Implemented	4,000,000	400,000	100,000	10,000	17,850,000
5006	Strengthening Climate Information and Early Warning Systems in Africa for Climate Resilient Development and Adaptation to Climate Change	GEF - 5	UNDP	Sierra Leone	FSP	CEO Endorsement Cleared	4,000,000	400,000	100,000	10,000	18,389,000
5014	Integrating Climate Resilience into Agricultural and Pastoral Production for Food Security in Vulnerable Rural Areas Through the Farmers Field School Approach.	GEF - 5	FAO	Burkina Faso	FSP	Under Implementation	3,810,000	381,000	100,000	9,500	19,470,000
5015	Implementing Urgent Adaptation Priorities Through Strengthened Decentralized and National Development Plans.	GEF - 5	UNDP	Malawi	FSP	Under Implementation	4,500,000	450,000	100,000	10,000	15,500,000
5021	Implementing Adaptation Technologies in Fragile Ecosystems of Djibouti's Central Plains	GEF - 5	UNEP	Djibouti	FSP	Under Implementation	7,360,000	736,000	78,500	7,850	22,080,000
5037	CPDP: Climate Proofing Development in the Pacific	GEF - 5	ADB	Tuvalu, Vanuatu, Timor Leste	PFD	Council Approved	190,000	15,200	-	-	-
5049	Adaptation to Climate Change in the Coastal Zone in Vanuatu	GEF - 5	UNDP	Vanuatu	FSP	Under Implementation	8,030,000	803,000	250,000	25,000	34,431,217
5056	Strengthening Community Resilience to Climate-induced Disasters in the Dili to Ainaro Road Development Corridor, Timor Leste	GEF - 5	UNDP	Timor Leste	FSP	Project Implemented	5,250,000	498,750	120,000	11,400	78,726,780

GEF ID	Project Title	GEF Phase	Agency	Countries	Type	Implementation Status	Project Financing (\$)	Agency Fee (\$)	PPG (\$)	PPG Fee (\$)	Co-Financing (\$)
5071	Strengthening Climate Services and Early Warning Systems in the Gambia for Climate Resilient Development and Adaptation to Climate Change – 2nd Phase of the GOTG/GEF/UNEP LDCF NAPA Early Warning Project	GEF - 5	UNEP	Gambia	FSP	Under Implementation	8,000,000	800,000	100,000	10,000	25,360,000
5075	Reducing Vulnerability from Climate Change in the Foothills, Lowlands and the Lower Senqu River Basin	GEF - 5	UNDP	Lesotho	FSP	Under Implementation	8,398,172	797,828	-	-	26,000,000
5111	Reducing Vulnerability and Increasing Adaptive Capacity to Respond to Impacts of Climate Change and Variability for Sustainable Livelihoods in Agriculture Sector in Nepal	GEF - 5	FAO	Nepal	FSP	Project Implemented	2,689,498	-	50,000	4,750	9,246,506
5124	Strengthening Capacity for Climate Change Adaptation through Support to Integrated Watershed Management Programme in Lesotho	GEF - 5	FAO	Lesotho	FSP	Under Implementation	3,592,694	341,306	60,000	5,700	7,763,000
5174	Rural Adaptation in Yemen	GEF - 5	IFAD	Yemen	FSP	Council Approved	10,000,000	950,000	80,000	7,600	55,000,000
5177	Promoting Climate-resilient Development and Enhanced Adaptive Capacity to Withstand Disaster Risks in Angola's Cuvelai River Basin	GEF - 5	UNDP	Angola	FSP	Under Implementation	8,200,000	779,000	150,000	14,250	28,050,000
5184	Enhancing Capacities of Rural Communities to Pursue Climate Resilient Livelihood Options in the Sao Tome and Principe Districts of Caué, Me-Zochi, Principe, Lemba, Cantagalo, and Lobata (CMPLCL)	GEF - 5	UNDP	Sao Tome and Principe	FSP	Under Implementation	4,000,000	380,000	75,000	7,125	16,200,000

GEF ID	Project Title	GEF Phase	Agency	Countries	Type	Implementation Status	Project Financing (\$)	Agency Fee (\$)	PPG (\$)	PPG Fee (\$)	Co-Financing (\$)
5190	Improving Climate Resilience of Water Sector Investments with Appropriate Climate Adaptive Activities for Pastoral and Forestry Resources in Southern Mauritania	GEF - 5	AfDB	Mauritania	FSP	Under Implementation	6,350,000	635,000	250,000	23,750	14,580,000
5192	Strengthening the Resilience of Women Producer Group's and Vulnerable Communities in Mali	GEF - 5	UNDP	Mali	FSP	Under Implementation	5,460,000	546,000	100,000	10,000	16,500,000
5194	Building Resilience of Communities Living in Degraded Forests, Savannahs and Wetlands of Rwanda Through an Ecosystem Management Approach	GEF - 5	UNEP	Rwanda	FSP	Under Implementation	5,500,000	522,500	100,000	9,500	10,744,000
5202	Strengthening the Resilience of Rural Livelihood Options for Afghan Communities in Panjshir, Balkh, Uruzgan and Herat Provinces to Manage Climate Change-induced Disaster Risks	GEF - 5	UNDP	Afghanistan	FSP	Project Implemented	9,000,000	855,000	100,000	9,500	30,500,000
5203	Catalysing Ecosystem Restoration for Climate Resilient Natural Capital and Rural Livelihoods in Degraded Forests and Rangelands of Nepal.	GEF - 5	UNEP	Nepal	FSP	Under Implementation	5,246,475	498,415	100,000	9,500	11,473,000
5204	Building Resilience to Climate Change in the Water and Sanitation Sector	GEF - 5	AfDB	Uganda	FSP	Under Implementation	8,370,000	-	250,000	23,750	38,000,000
5209	Building Resilience to Climate Change in the Water and Sanitation Sector	GEF - 5	AfDB	Sierra Leone	FSP	Under Implementation	4,000,000	-	200,000	19,000	28,735,000
5211	Integrated Water Harvesting Technologies to Adapt to Climate Change Induced Water Shortage	GEF - 5	UNDP	Yemen	FSP	Council Approved	4,919,999	467,400	100,000	9,500	19,601,596
5226	Improving Women and Children's Resilience and Capacity to Adapt to Climate Change in the Democratic Republic of the Congo.	GEF - 5	UNDP	Congo DR	FSP	Under Implementation	4,725,000	448,875	100,000	9,500	15,500,000

GEF ID	Project Title	GEF Phase	Agency	Countries	Type	Implementation Status	Project Financing (\$)	Agency Fee (\$)	PPG (\$)	PPG Fee (\$)	Co-Financing (\$)
5230	Addressing Urgent Coastal Adaptation Needs and Capacity Gaps in Angola	GEF - 5	UNEP	Angola	FSP	Under Implementation	6,180,000	587,100	150,000	14,250	11,520,000
5231	Integrating Climate Change into Environment and Sustainable Land Management Practices (ICE-SLM)	GEF - 5	AfDB	Angola	FSP	CEO Endorsement Cleared	4,416,210	419,540	150,000	14,250	19,995,000
5232	Flood Control and Climate Resilience of Agriculture Infrastructures in Oueme Valley	GEF - 5	AfDB	Benin	FSP	Under Implementation	7,200,000	-	250,000	23,750	44,000,000
5233	Enabling Climate Resilience in the Agriculture Sector in the Southwest Region of Madagascar	GEF - 5	AfDB	Madagascar	FSP	Under Implementation	6,272,000	-	129,095	12,264	33,000,000
5279	Strengthening Climate Resilience of Infrastructure in Coastal Areas in Togo	GEF - 5	AfDB	Togo	FSP	CEO Endorsement Cleared	8,932,420	848,580	200,000	19,000	90,000,000
5280	Resilience of Muanda's Communities from Coastal Erosion, Democratic Republic of Congo	GEF - 5	UNDP	Congo DR	FSP	Under Implementation	5,355,000	508,725	100,000	9,500	16,500,000
5318	Strengthening Climate Information and Early Warning Systems in Cambodia to Support Climate Resilient Development and Adaptation to Climate Change	GEF - 5	UNDP	Cambodia	FSP	Under Implementation	4,910,285	466,477	-	-	16,672,931
5320	Assisting Least Developed Countries (LDCs) with country-driven processes to advance National Adaptation Plans (NAPS)	GEF - 5	UNEP	Global	MSP	Project Implemented	1,998,000	189,810	-	-	8,400,000
5328	Building Climate Change Resilience in the Fisheries Sector in Malawi	GEF - 5	FAO	Malawi	FSP	Under Implementation	5,460,000	518,700	120,000	11,400	4,480,000
5332	Supporting Rural Community Adaptation to Climate Change in Mountain Regions of Djibouti	GEF - 5	UNDP	Djibouti	FSP	Under Implementation	5,379,452	511,048	100,000	9,500	28,110,000
5376	Enhancing the Resilience of the Agricultural Ecosystems	GEF - 5	IFAD	Chad	FSP	Under Implementation	7,305,936	694,064	-	-	20,200,000

GEF ID	Project Title	GEF Phase	Agency	Countries	Type	Implementation Status	Project Financing (\$)	Agency Fee (\$)	PPG (\$)	PPG Fee (\$)	Co-Financing (\$)
5382	Ecosystem-Based Adaptation Targeting Vulnerable Communities of the Upper Guinea Region	GEF - 5	UNDP	Guinea	FSP	Under Implementation	8,000,000	760,000	200,000	19,000	27,600,000
5394	Climate Resilient Livestock Management Project	GEF - 5	AfDB	Zambia	FSP	CEO Endorsement Cleared	6,210,000	589,950	182,695	17,355	20,832,000
5414	Enhancing National Food Security in the Context of Global Climate Change	GEF - 5	UNDP	Kiribati	FSP	Under Implementation	4,446,210	422,390	120,000	11,400	8,390,000
5419	Reducing the Vulnerability of Cambodian Rural Livelihoods through Enhanced sub-national Climate Change Planning and Execution of Priority Actions	GEF - 5	UNDP	Cambodia	FSP	Under Implementation	4,567,500	433,913	150,000	14,250	14,347,850
5431	Strengthening the Resilience of the Energy Sector in Benin to the Impacts of Climate Change	GEF - 5	UNDP	Benin	FSP	Under Implementation	8,000,000	760,000	200,000	19,000	30,000,000
5432	Integrating Climate Resilience into Agricultural and Agropastoral Production Systems through Soil Fertility Management in Key Productive and Vulnerable Areas Using the Farmers Field School Approach	GEF - 5	FAO	Angola	FSP	Under Implementation	6,668,182	-	150,000	14,250	25,325,000
5433	Strengthening Capacities of Agricultural Producers to Cope with Climate Change for Increased Food Security through the Farmers Field School Approach	GEF - 5	FAO	Mozambique	FSP	Under Implementation	9,000,000	855,000	200,000	19,000	30,000,000
5435	Promoting Climate Resilient Community-based Regeneration of Indigenous Forests in Zambia's Central Province	GEF - 5	UNDP	Zambia	FSP	Under Implementation	3,885,000	369,075	100,000	9,500	23,698,776
5436	Disaster Risk Management and Urban Development Project	GEF - 5	World Bank	Niger	FSP	Under Implementation	6,649,315	631,685	200,000	19,000	100,000,000

GEF ID	Project Title	GEF Phase	Agency	Countries	Type	Implementation Status	Project Financing (\$)	Agency Fee (\$)	PPG (\$)	PPG Fee (\$)	Co-Financing (\$)
5451	Strengthening Hydro-Meteorological and Climate Services	GEF - 5	World Bank	Congo DR	FSP	Under Implementation	5,329,452	506,298	150,000	14,250	30,000,000
5456	Ecosystem-based Approaches to Adaptation (EbA) in the Drought-prone Barind Tract and Haor "Wetland" Area	GEF - 5	UNEP	Bangladesh	FSP	CEO Endorsement Cleared	5,200,000	494,000	100,000	9,500	17,000,000
5462	Strengthening Agro-climatic Monitoring and Information Systems to Improve Adaptation to Climate Change and Food Security in Lao PDR	GEF - 5	FAO	Lao PDR	FSP	Under Implementation	5,479,452	520,548	150,000	14,250	16,755,500
5489	Climate Adaptation in Wetlands Areas (CAWA)	GEF - 5	FAO	Lao PDR	FSP	Under Implementation	4,717,579	448,171	150,000	14,250	16,905,000
5495	Increasing the Capacity of Vulnerable Rwandan Communities to Adapt to Adverse Effects of Climate Change: Livelihood Diversification and Investment in Rural Infrastructures	GEF - 5	AfDB	Rwanda	FSP	Under Implementation	8,824,749	838,351	200,000	19,000	45,386,000
5503	Mainstreaming Ecosystem-based Approaches to Climate-resilient Rural Livelihoods in Vulnerable Rural Areas through the Farmer Field School Methodology	GEF - 5	FAO	Senegal	FSP	Under Implementation	6,228,995	591,755	150,000	14,250	20,895,000
5504	Reducing Rural and Urban Vulnerability to Climate Change by the Provision of Water Supply	GEF - 5	AfDB	Central African Republic	FSP	Under Implementation	7,140,000	678,300	200,000	19,000	23,300,000
5566	Strengthening Land & Ecosystem Management Under Conditions of Climate Change in the Niayes and Casamance regions- Republic of Senegal	GEF - 5	UNDP	Senegal	FSP	Under Implementation	4,100,000	389,500	150,000	14,250	43,700,000
5567	Adapting Community Forestry Landscapes and Associated Community Livelihoods to a Changing Climate, in Particular an	GEF - 5	UNEP	Myanmar	FSP	CEO Endorsement Cleared	4,987,500	473,812	100,000	9,500	19,211,000

GEF ID	Project Title	GEF Phase	Agency	Countries	Type	Implementation Status	Project Financing (\$)	Agency Fee (\$)	PPG (\$)	PPG Fee (\$)	Co-Financing (\$)
	Increase in the Frequency and Intensity of Extreme Weather Events										
5580	Development of an Improved and Innovative Management System for Sustainable Climate-resilient Livelihoods in Mauritania	GEF - 5	UNEP	Mauritania	FSP	Under Implementation	5,000,000	-	100,000	9,500	11,900,000
5581	Community Resilience to Climate and Disaster Risk in Solomon Islands Project	GEF - 5	World Bank	Solomon Islands	FSP	Under Implementation	7,300,000	693,500	-	-	7,348,000
5592	Enhancing Climate Resilience of the Vulnerable Communities and Ecosystems in Somalia	GEF - 5	UNDP	Somalia	FSP	Project Implemented	8,000,000	760,000	200,000	19,000	37,121,000
5603	Reducing Vulnerability of Banana Producing Communities to Climate Change Through Banana Value Added Activities - Enhancing Food Security and Employment Generation	GEF - 5	UNIDO	Uganda	FSP	Under Implementation	2,820,000	253,800	100,000	9,000	7,737,533
5615	Building Capacity for LDCs to Participate Effectively in Intergovernmental Climate Change Processes	GEF - 5	UNDP	Global	FSP	CEO Endorsement Cleared	4,000,000	380,000	150,000	14,250	19,671,396
5632	Enhancing the Adaptation Capacities and Resilience to Climate Change in Rural Communities in Analamanga, Atsinanana, Androy, Anosy, and Atsimo Andrefana	GEF - 5	UNDP	Madagascar	FSP	Under Implementation	5,877,397	558,353	150,000	14,250	34,300,000
5636	Community-based Climate Resilient Fisheries and Aquaculture Development in Bangladesh	GEF - 5	FAO	Bangladesh	FSP	Under Implementation	5,425,114	515,386	100,000	9,500	15,200,000
5651	Livestock and Rangeland Resilience Program	GEF - 5	IFAD	Sudan	FSP	Under Implementation	8,526,000	809,970	73,059	6,941	25,000,000
5664	Building Resilience of Communities Living Around the Northern Pistachio Belt (NPB) and Eastern	GEF - 5	UNEP	Afghanistan	FSP	Under Implementation	6,900,000	655,500	100,000	9,500	7,000,000

GEF ID	Project Title	GEF Phase	Agency	Countries	Type	Implementation Status	Project Financing (\$)	Agency Fee (\$)	PPG (\$)	PPG Fee (\$)	Co-Financing (\$)
	Forest Complex (EFC) of Afghanistan through an EbA Approach.										
5671	Building Shoreline Resilience of Timor Leste to Protect Local Communities and their Livelihoods	GEF - 5	UNDP	Timor Leste	FSP	Under Implementation	7,000,000	665,000	150,000	14,250	27,526,090
5694	Building Climate Resilience through Rehabilitated Watersheds, Forests and Adaptive Livelihoods	GEF - 5	UNEP	Comoros	FSP	Under Implementation	5,140,000	488,300	100,000	9,500	12,634,000
5695	Ecosystem-Based Adaptation for Rural Resilience	GEF - 5	UNEP	Tanzania	FSP	Under Implementation	7,571,233	719,267	100,000	9,500	21,550,000
5702	FishAdapt: Strengthening the Adaptive Capacity and Resilience of Fisheries and Aquaculture-dependent Livelihoods in Myanmar	GEF - 5	FAO	Myanmar	FSP	Under Implementation	6,000,000	570,000	150,000	14,250	12,385,000
5703	Enhancing the Resilience of Communities Living in Climate Change Vulnerable Areas of Sudan Using Ecosystem Based Approaches to Adaptation (EbA)	GEF - 5	UNEP	Sudan	FSP	Under Implementation	4,284,000	406,980	100,000	9,500	11,100,000
5710	Rural Livelihoods's Adaptation to Climate Change in the Horn of Africa -Phase II (RLACC II)	GEF - 5	AfDB	Somalia, Sudan	PFD	Council Approved	-	-	-	-	30,000,000
5782	Adapting Agriculture to Climate Change in the Gambia	GEF - 5	FAO	Gambia	FSP	Under Implementation	6,288,356	597,394	150,000	14,250	21,794,528
5815	Building Climate Resilience of Urban Systems through Ecosystem-based Adaptation (EbA) in the Asia-Pacific Region	GEF - 5	UNEP	Bhutan, Cambodia, Lao PDR, Myanmar	FSP	Under Implementation	6,000,000	570,000	150,000	14,248	8,700,000
5855	Flood Hazard and Climate Risk Management to Secure Lives and Assets in Mali	GEF - 5	UNDP	Mali	FSP	Under Implementation	8,925,000	847,875	150,000	14,250	27,000,000

GEF ID	Project Title	GEF Phase	Agency	Countries	Type	Implementation Status	Project Financing (\$)	Agency Fee (\$)	PPG (\$)	PPG Fee (\$)	Co-Financing (\$)
5867	Promoting Innovative Finance and Community Based Adaptation in Communes Surrounding Community Natural Reserves (Ferlo, Niokolo Koba, Senegal River Bas Delta & Saloum Delta), Senegal	GEF - 5	UNDP	Senegal	FSP	Under Implementation	5,460,000	518,700	150,000	14,250	16,900,000
5868	Expanding the Ongoing Support to Least Developed Countries (LDCs) with Country-driven Processes to Advance National Adaptation Plans (NAPs)	GEF - 5	UNEP	Global	FSP	Under Implementation	6,200,000	589,000	150,000	14,250	8,400,000
5902	Adapting to Climate Change Induced Coastal Risks Management in Sierra Leone	GEF - 5	UNDP	Sierra Leone	FSP	Under Implementation	9,975,000	947,625	200,000	19,000	30,000,000
5904	Strengthening the Resilience of Rural Livelihoods and Sub-national Government System to Climate Risks and Variability in Benin	GEF - 5	UNDP	Benin	FSP	Under Implementation	4,450,000	422,750	100,000	9,500	56,496,273
6912	Strengthening Comoros Resilience Against Climate Change and Variability Related Disaster	GEF - 6	UNDP	Comoros	FSP	Under Implementation	8,932,421	-	200,000	19,000	37,650,000
6914	Adapting Afghan Communities to Climate-Induced Disaster Risks	GEF - 6	UNDP	Afghanistan	FSP	Under Implementation	5,600,000	-	200,000	19,000	54,721,000
6923	Mainstreaming Climate Risk Considerations in Food Security and IWRM in Tsilima Plains and Upper Catchment Area	GEF - 6	UNDP	Eritrea	FSP	Under Implementation	9,050,000	855,475	100,000	9,500	27,500,000
6926	Strengthening Climate Services in Lesotho for Climate Resilient Development and Adaptation to Climate Change	GEF - 6	UNEP	Lesotho	FSP	CEO Endorsement Cleared	5,000,000	475,000	120,000	11,400	15,909,275
6967	CCA Growth: Implementing Climate Resilient and Green Economy plans in highland areas in Ethiopia	GEF - 6	UNDP	Ethiopia	FSP	Under Implementation	6,277,000	596,315	100,000	9,500	10,450,000

GEF ID	Project Title	GEF Phase	Agency	Countries	Type	Implementation Status	Project Financing (\$)	Agency Fee (\$)	PPG (\$)	PPG Fee (\$)	Co-Financing (\$)
6968	Chad National Adaptation Plan	GEF - 6	UNDP	Chad	FSP	CEO Endorsement Cleared	5,775,000	548,625	150,000	14,250	8,000,000
6983	Mozambique: Building Resilience in the Coastal Zone through Ecosystem Based Approaches to Adaptation (EbA).	GEF - 6	UNEP	Mozambique	FSP	CEO Endorsement Cleared	6,000,000	570,000	100,000	9,500	24,903,784
6984	Building Resilience of Health Systems in Asian LDCs to Climate Change	GEF - 6	UNDP	Bangladesh, Cambodia, Lao PDR, Myanmar, Nepal, Timor Leste	FSP	CEO Endorsement Cleared	9,000,000	855,000	480,000	45,600	34,565,500
6986	Building the Capacity of Rwanda's Government to Advance the National Adaptation Planning Process	GEF - 6	UNEP	Rwanda	FSP	CEO Endorsement Cleared	6,000,000	570,000	150,000	14,250	27,898,600
6988	Strengthening the Resilience of Vulnerable Coastal Areas and Communities to Climate Change in Guinea Bissau	GEF - 6	UNDP	Guinea-Bissau	FSP	CEO Endorsement Cleared	12,000,000	1,080,000	300,000	27,000	26,150,000
6989	Developing Climate Resilient Livelihoods in the Vulnerable Watershed in Nepal	GEF - 6	UNDP	Nepal	FSP	CEO Endorsement Cleared	7,000,000	665,000	150,000	14,250	40,000,000
6991	Senegal National Adaptation Plan	GEF - 6	UNDP	Senegal	FSP	CEO Endorsement Cleared	2,913,750	276,806	100,000	9,500	9,000,000
7997	Integrating Climate Resilience into Agricultural and Pastoral Production in Uganda, through a Farmer/Agro-Pastoralist Field School Approach	GEF - 6	FAO	Uganda	FSP	Under Implementation	6,886,838	654,250	200,000	19,000	29,269,269
8001	Community-based Climate Risks Management in Chad	GEF - 6	UNDP	Chad	FSP	CEO Endorsement Cleared	5,250,000	498,750	150,000	14,250	16,000,000
8009	Ecosystem-Based Adaptation for Climate-resilient Development in the Kathmandu Valley, Nepal	GEF - 6	UNEP	Nepal	FSP	CEO Endorsement Cleared	6,242,700	593,057	150,000	14,250	15,184,000

GEF ID	Project Title	GEF Phase	Agency	Countries	Type	Implementation Status	Project Financing (\$)	Agency Fee (\$)	PPG (\$)	PPG Fee (\$)	Co-Financing (\$)
8010	Natural Landscapes Rehabilitation and Climate Change Adaptation in the Region of Mumirwa in Bujumbura and Mayor of Bujumbura through a Farmer Field School Approach	GEF - 6	FAO	Burundi	FSP	Under Implementation	5,877,397	558,353	150,000	14,250	17,400,000
8013	Climate Adaptation for Sustainable Water Supply	GEF - 6	AfDB	Malawi	FSP	Under Implementation	2,643,500	247,000	100,000	9,500	39,500,000
8014	Climate Change Adaptation for Sustainable Rural Water Supply in Lowlands Lesotho	GEF - 6	AfDB	Lesotho	FSP	CEO Endorsement Cleared	4,416,210	419,539	150,000	14,250	17,250,000
8015	Enhancing Resilience of Liberia Montserrado County Vulnerable Coastal Areas To Climate Change Risks	GEF - 6	UNDP	Liberia	MSP	Project Implemented	2,000,000	190,000	-	-	2,163,540
8018	Building Resilience of Health Systems in Pacific Island LDCs to Climate Change	GEF - 6	UNDP	Kiribati, Solomon Islands, Vanuatu, Tuvalu	FSP	CEO Endorsement Cleared	17,850,000	1,606,500	300,000	27,000	76,000,000
8020	Planning and Financing Adaptation in Niger	GEF - 6	UNDP	Niger	FSP	CEO Endorsement Cleared	8,925,000	847,875	150,000	14,250	27,000,000
8022	Building the Capacity of the Lao PDR Government to Advance the National Adaptation Planning Process	GEF - 6	UNEP	Lao PDR	FSP	CEO Endorsement Cleared	3,552,969	337,532	150,000	14,250	40,000,000
8023	Strengthening Climate Information and Early Warning Systems for Climate Resilient Development and Adaptation to Climate Change in Guinea	GEF - 6	UNDP	Guinea	FSP	CEO Endorsement Cleared	5,000,000	475,000	150,000	14,250	30,514,330
8028	Support for Integrated Water Resources Management to Ensure Water Access and Disaster Reduction for Somalia's Pastoralists	GEF - 6	UNDP	Somalia	FSP	CEO Endorsement Cleared	8,831,000	838,945	200,000	19,000	21,148,000

GEF ID	Project Title	GEF Phase	Agency	Countries	Type	Implementation Status	Project Financing (\$)	Agency Fee (\$)	PPG (\$)	PPG Fee (\$)	Co-Financing (\$)
8032	Promoting Index-based Weather Insurance for Small Holder Farmers in Burkina Faso	GEF - 6	UNDP	Burkina Faso	FSP	CEO Endorsement Cleared	4,466,175	424,287	100,000	9,500	18,955,036
8033	Continental Wetlands Adaptation and Resilience to Climate Change	GEF - 6	IUCN	Mauritania	FSP	Under Implementation	4,449,542	400,458	137,614	12,386	4,500,000
8034	Building the Resilience of Local Communities in Zambia through the Introduction of Ecosystem-based Adaptation (EbA) into Priority Ecosystems, including Wetlands and Forests	GEF - 6	UNEP	Zambia	FSP	CEO Endorsement Cleared	6,185,000	587,575	150,000	14,250	17,650,000
8035	Reducing the Climate Change Vulnerability of Local Communities in Uganda through EbA in Forest and Wetland Ecosystems	GEF - 6	UNEP	Uganda	FSP	CEO Endorsement Cleared	4,350,000	413,250	130,000	12,350	17,500,000
8036	Integrating Climate Change Adaptation into Sustainable Development Pathways of Bangladesh	GEF - 6	UNDP	Bangladesh	FSP	CEO Endorsement Cleared	5,700,000	541,500	80,000	7,600	20,700,000
9041	Enhancing Whole of Islands Approach to Strengthen Community Resilience to Climate and Disaster Risks in Kiribati	GEF - 6	UNDP	Kiribati	FSP	CEO Endorsement Cleared	8,925,000	847,875	200,000	19,000	45,000,000
9113	Strengthening Resilience and Adaptive Capacity to Climate Change in São Tomé and Príncipe's Agricultural and Fisheries Sectors	GEF - 6	AfDB	Sao Tome and Principe	FSP	CEO Endorsement Cleared	3,502,968	332,782	150,000	14,250	17,021,480
9131	Reducing Climate Vulnerability of Coastal Communities of Myanmar through an Ecosystem-based Approach	GEF - 6	UNDP	Myanmar	FSP	CEO Endorsement Pending	7,031,010	667,946	150,000	14,250	21,800,000
9166	Strengthening Agro-ecosystems' Adaptive Capacity to Climate Change in the Lake Chad Basin (Lac, Kanem, Bahr El Ghazal, and Part of the Hadjer-Lamis Region)	GEF - 6	FAO	Chad	FSP	CEO Endorsement Pending	4,050,913	384,837	150,000	14,250	18,100,000

GEF ID	Project Title	GEF Phase	Agency	Countries	Type	Implementation Status	Project Financing (\$)	Agency Fee (\$)	PPG (\$)	PPG Fee (\$)	Co-Financing (\$)
9194	Strengthening Adaptative Capacities to Climate Change through Capacity Building for Small Scale Enterprises and Communities Dependent on Coastal Fisheries in The Gambia	GEF - 6	UNIDO	Gambia	FSP	CEO Endorsement Pending	2,200,000	209,000	50,000	4,750	5,500,000
9201	Climate Adaptation and Resilience in Cambodia's Coastal Fishery Dependent Communities	GEF - 6	FAO	Cambodia	FSP	CEO Endorsement Cleared	4,350,000	413,250	150,000	14,250	16,021,000
9303	Climate Change Adaptation in the Lowland Ecosystems of Ethiopia	GEF - 6	UNDP	Ethiopia	FSP	CEO Endorsement Cleared	5,836,073	554,427	100,000	9,500	41,200,000
9318	Climate Resilience in the Nakambe Basin	GEF - 6	UNDP	Burkina Faso	FSP	CEO Endorsement Pending	4,416,210	419,540	150,000	14,250	10,800,000
9364	São Tomé and Príncipe Additional Financing - West Africa Coastal Area Resilience Investment Project	GEF - 6	World Bank	Sao Tome and Principe	FSP	CEO Endorsement Cleared	6,000,000	570,000	-	-	8,400,000
9392	Climate Resilient Growth and Adaptation in Democratic Republic of Congo	GEF - 6	UNDP	Congo DR	FSP	CEO Endorsement Pending	8,242,500	783,037	200,000	19,000	19,897,000
9723	Strengthening the Capacity of Government and Communities in South Sudan to Adapt to Climate Change	GEF - 6	UNEP	South Sudan	FSP	CEO Endorsement Cleared	9,032,420	858,080	150,000	14,250	30,000,000
9750	Resilient Productive Landscapes in Haiti	GEF - 6	World Bank	Haiti	FSP	Under Implementation	6,210,046	589,954	182,648	17,352	20,000,000
10089	Strengthening rural and urban resilience to climate change and variability by the provision of water supply and sanitation in Chad	GEF - 7	AfDB	Chad	FSP	CEO Endorsement Pending	8,700,000	826,500	200,000	19,000	13,645,740
10096	Ecosystems/Landscape approach to climate proof the Rural Settlement Program of Rwanda	GEF - 7	UNDP	Rwanda	FSP	CEO Endorsement Pending	8,355,638	793,786	200,000	19,000	22,360,000
10099	Landscape restoration for increase resilience in urban and peri-urban areas of Bujumbura	GEF - 7	UNDP	Burundi	FSP	Council Approved	8,932,420	848,580	200,000	19,000	16,024,270

GEF ID	Project Title	GEF Phase	Agency	Countries	Type	Implementation Status	Project Financing (\$)	Agency Fee (\$)	PPG (\$)	PPG Fee (\$)	Co-Financing (\$)
10100	Scaling up local adaptation and climate-risk informed planning for resilient livelihoods	GEF - 7	UNDP	Mozambique	FSP	Council Approved	8,932,420	848,580	200,000	19,000	43,000,000
10103	Climate change adaptation and livelihoods in three arid regions of Mauritania	GEF - 7	UNEP	Mauritania	FSP	CEO Endorsement Pending	4,416,210	419,540	150,000	14,250	16,250,000
10105	Strengthening climate information and early warning systems for climate resilient development and adaptation to climate change in Guinea Bissau	GEF - 7	UNDP	Guinea-Bissau	FSP	Council Approved	6,000,000	570,000	150,000	14,250	32,000,000
10159	Resilience of Pastoral and Farming Communities to Climate Change in North Darfur	GEF - 7	FAO	Sudan	FSP	Council Approved	2,429,680	230,820	100,000	9,500	10,000,000
10160	Increased resilience and adaptive capacity of the most vulnerable communities to climate change in Forested Guinea	GEF - 7	UNDP	Guinea	FSP	Council Approved	8,850,000	840,750	200,000	19,000	26,600,000
10165	Strengthening resilience to climate change of coastal communities in Togo	GEF - 7	FAO	Togo	FSP	Council Approved	8,932,420	848,580	200,000	19,000	46,432,000
10173	Climate Resilient Urban Development in the Pacific	GEF - 7	ADB	Kiribati, Solomon Islands, Tuvalu, Vanuatu	PFD	Council Approved	16,055,046	1,444,954	-	-	145,740,000
10174	Enhancing Adaptive Capacity of communities by up-scaling best practices and adopting an integrated approach in Ethiopia	GEF - 7	UNDP	Ethiopia	FSP	Council Approved	8,932,420	848,580	200,000	19,000	72,200,000
10175	Building Resilience in the Wake of Climate Disasters in Southern Haiti	GEF - 7	UNEP	Haiti	FSP	Council Approved	4,327,857	411,146	150,000	14,250	12,650,000
10176	Enhancing pastoral farming producers resilience in South East watershed of Mauritania	GEF - 7	FAO	Mauritania	FSP	Council Approved	4,416,210	419,540	150,000	14,250	15,000,000

GEF ID	Project Title	GEF Phase	Agency	Countries	Type	Implementation Status	Project Financing (\$)	Agency Fee (\$)	PPG (\$)	PPG Fee (\$)	Co-Financing (\$)
10177	Promoting Climate-Resilient Livelihoods in Rice-Based Communities in the Tonle Sap Region	GEF - 7	FAO	Cambodia	FSP	Council Approved	8,932,420	848,580	200,000	19,000	62,263,553
10180	Planning and implementing Ecosystem based Adaptation (EbA) in Djibouti's Dikhil and Tadjourah regions	GEF - 7	UNEP	Djibouti	FSP	Council Approved	8,925,000	847,875	200,000	19,000	13,125,000
10186	Climate Change Adaptation in Forest and Agricultural Mosaic Landscapes	GEF - 7	FAO	Zambia	FSP	Council Approved	7,019,700	666,872	200,000	19,000	29,521,000
10187	Climate Smart Agriculture alternatives for upland production systems in Lao PDR	GEF - 7	FAO	Lao PDR	FSP	Council Approved	3,502,968	332,782	150,000	14,250	17,650,000
10199	Improving Water Availability in The Gambia's Rural and Peri-Urban Communities for Domestic and Agricultural Use	GEF - 7	AfDB	Gambia	FSP	Council Approved	8,949,766	831,644	200,000	18,585	10,370,227
10203	Strengthening the Adaptive Capacity and Resilience of Communities in Uganda's watersheds	GEF - 7	AfDB	Uganda	FSP	Council Approved	8,949,772	831,643	200,000	18,585	90,000,000
10207	Building climate resilient livelihoods in vulnerable landscapes in Bangladesh (BCRL)	GEF - 7	FAO	Bangladesh	FSP	Council Approved	8,932,420	848,580	200,000	19,000	21,404,000
10312	Community-based Climate-responsive Livelihoods and Forestry (CCLF)	GEF - 7	UNDP	Afghanistan	FSP	Council Approved	8,982,420	853,330	150,000	14,250	20,000,000
10320	Strengthening the climatic resilience of the drinking water sector in the South of Haiti	GEF - 7	UNDP	Haiti	FSP	Council Approved	4,504,563	427,933	150,000	14,250	31,600,000
10350	Sustainable Natural Resource and Livelihood Adaptive Programme (SNRLAP)	GEF - 7	IFAD	Sudan	MSP	CEO Endorsement Pending	2,000,000	190,000	-	-	76,960,000

GEF ID	Project Title	GEF Phase	Agency	Countries	Type	Implementation Status	Project Financing (\$)	Agency Fee (\$)	PPG (\$)	PPG Fee (\$)	Co-Financing (\$)
10364	Integrated Adaptation Program to enhance resilience of communities and ecosystems in the dry Miombo Woodlands of Tanzania Mainland and Dryland of Zanzibar	GEF - 7	FAO	Tanzania	FSP	Council Approved	4,416,210	419,540	150,000	14,250	40,979,900
10376	Enhancing the resilience of vulnerable coastal communities in Sinoe County of Liberia	GEF - 7	UNDP	Liberia	FSP	Council Approved	8,932,420	848,580	200,000	19,000	53,700,000
10377	Reducing vulnerability and increasing resilience to climate change through promoting innovation, transfer and large-scale deployment of adaptation-oriented technologies in priority agriculture value-chains and creating jobs	GEF - 7	UNIDO	Congo DR	FSP	Council Approved	8,932,420	848,580	200,000	19,000	40,730,000
10395	RICE-Adapt: Promoting Climate-Resilient Livelihoods in Rice-Farming Communities in the lower Ayeyarwady and Sittaung River Basins	GEF - 7	FAO	Myanmar	FSP	Council Approved	8,932,420	848,580	200,000	19,000	40,000,000
10411	Malawi-climate resilient and sustainable capture fisheries, aquaculture development and watershed management project	GEF - 7	AfDB	Malawi	FSP	Council Approved	4,416,210	419,540	150,000	14,250	14,396,553
10430	Resilience for Peace & Stability, Food and Water Security Innovation Grant Program	GEF - 7	UNDP	Global	MSP	CEO PIF Cleared	1,000,228	95,021	50,000	4,750	3,000,000
10432	Reviving high quality coffee to stimulate climate adaptation in smallholder farming communities	GEF - 7	IUCN	Congo DR, Uganda	MSP	CEO PIF Cleared	1,146,790	103,210	45,870	4,128	3,190,000
10435	Adaptation Accelerator Program: Building Climate Resilience through Enterprise Acceleration	GEF - 7	CI	Liberia, Madagascar	MSP	CEO PIF Cleared	1,025,046	92,254	30,000	2,700	2,815,000

GEF ID	Project Title	GEF Phase	Agency	Countries	Type	Implementation Status	Project Financing (\$)	Agency Fee (\$)	PPG (\$)	PPG Fee (\$)	Co-Financing (\$)
10514	Integrated Water Resource Management and Ecosystem-based Adaptation (EbA) in the Xe Bang Hieng River Basin and Luang Prabang City	GEF - 7	UNDP	Lao PDR	FSP	Council Approved	5,329,452	506,298	150,000	14,250	20,000,000
10516	Improving the climate resilience of agro-sylvo-pastoral production systems in Burkina Faso	GEF - 7	FAO	Burkina Faso	FSP	Council Approved	8,932,420	848,580	200,000	19,000	40,169,687
10525	Strengthening Endogenous Capacities of Least Developed Countries to Access Finance for Climate Change Adaptation	GEF - 7	UNEP	Global	MSP	Council Approved	1,980,000	188,100	50,000	4,750	1,980,000
10680	Promotion of climate adaptation technology and business model innovations and entrepreneurship in Sierra Leone	GEF - 7	UNIDO	Sierra Leone	FSP	Council Approved	8,932,420	848,580	200,000	19,000	21,880,000
10691	Ecosystem-based Adaptation (EbA) for resilient natural resources and agro-pastoral communities in the Ferlo Biosphere Reserve and Plateau of Thies	GEF - 7	UNDP	Senegal	FSP	Council Approved	8,949,533	831,917	200,000	18,550	26,450,000
10727	Managing Watersheds for Enhanced Resilience of Communities to Climate Change in Nepal (MaWRiN)	GEF - 7	WWF-US	Nepal	FSP	Council Approved	4,436,250	399,263	150,000	13,500	25,852,350

ANNEX II: APPROVED PROJECTS AND PROGRAMS UNDER THE SCCF AS OF MARCH 31, 2021

- This list excludes Enabling Activity projects.
- The list includes Programmatic Approaches (PFDs) and does not list individual child projects to avoid double counting.
- The data are from the GEF Portal, which may include some discrepancies and are under review.
- The financial figures are at the time of the Council Approval and CEO approval for MSPs.
- Projects approved during the reporting period (November 1, 2020 to March 31, 2021, 2020) are identified with “*.”

GEF ID	Project Title	GEF Phase	Agency	Countries	Type	Implementation Status	Project Financing (\$)	Agency Fee (\$)	PPG (\$)	PPG Fee (\$)	Co-Financing (\$)
2553	Piloting Climate Change Adaptation to Protect Human Health	GEF - 4	UNDP	Barbados, Bhutan, China, Fiji, Jordan, Kenya, Uzbekistan	FSP	Project Implemented	4,500,000	496,969	469,685	-	16,300,000
2832	Mainstreaming Climate Change in Integrated Water Resources Management in Pangani River Basin	GEF - 3	UNDP	Tanzania	MSP	Project Implemented	1,000,000	90,000	-	-	1,574,875
2902	Design and Implementation of Pilot Climate Change Adaptation Measures in the Andean Region	GEF - 4	World Bank	Bolivia, Peru, Ecuador	FSP	Project Implemented	7,940,000	767,700	590,000	-	21,750,000
2931	Adaptation to Climate Change through Effective Water Governance	GEF - 4	UNDP	Ecuador	FSP	Project Implemented	3,000,000	301,500	350,000	-	6,000,000
3101	Pacific Adaptation to Climate Change Project (PACC)	GEF - 4	UNDP	Cook Islands, Micronesia, Fiji, Nauru, Papua New Guinea, Samoa, Solomon Islands, Tonga, Tuvalu, Vanuatu, Marshall Islands, Palau, Niue	FSP	Project Implemented	13,125,000	1,347,500	350,000	-	39,200,000
3103	Climate-resilient Infrastructure in Northern Mountain Province of Vietnam	GEF - 4	ADB	Viet Nam	FSP	Project Implemented	3,400,000	340,000	100,000	10,000	176,960,000
3154	Coping with Drought and Climate Change	GEF - 3	UNDP	Ethiopia	MSP	Project Implemented	995,000	89,550	-	-	1,866,667

GEF ID	Project Title	GEF Phase	Agency	Countries	Type	Implementation Status	Project Financing (\$)	Agency Fee (\$)	PPG (\$)	PPG Fee (\$)	Co-Financing (\$)
3155	Coping with Drought and Climate Change	GEF - 3	UNDP	Mozambique	MSP	Project Implemented	960,000	86,400	-	-	929,840
3156	Coping with Drought and Climate Change	GEF - 3	UNDP	Zimbabwe	MSP	Project Implemented	983,000	88,470	-	-	1,156,000
3159	Adaptation to Climate Change Impacts on the Coastal Wetlands	GEF - 4	World Bank	Mexico	FSP	Under Implementation	4,500,000	480,000	300,000	-	21,000,000
3218	Integrating Climate Change into the Management of Priority Health Risks	GEF - 4	UNDP	Ghana	FSP	Project Implemented	1,718,182	171,818	100,000	-	3,750,000
3227	Conservancy Adaptation Project	GEF - 3	World Bank	Guyana	FSP	Project Implemented	3,800,000	342,000	-	-	16,200,000
3242	Adaptation to Climate Change in the Nile Delta Through Integrated Coastal Zone Management	GEF - 4	UNDP	Egypt	FSP	Project Implemented	4,000,000	410,000	100,000	-	12,000,000
3243	Climate Change Adaptation Project, Phase I	GEF - 4	World Bank	Philippines	FSP	Project Implemented	4,974,000	525,700	283,000	-	25,430,000
3249	Adaptation to Climate Change in Arid Lands (KACCAL)	GEF - 3	World Bank	Kenya	FSP	Project Implemented	6,500,000	611,100	290,000	-	44,844,681
3265	Mainstreaming Adaptation to Climate Change Into Water Resources Management and Rural Development	GEF - 4	World Bank	China	FSP	Project Implemented	5,000,000	531,600	316,000	-	50,000,000
3299	Strengthening the Capacity of Vulnerable Coastal Communities to Address the Risk of Climate Change and Extreme Weather Events	GEF - 4	UNDP	Thailand	MSP	Project Implemented	869,091	86,909	40,000	4,000	2,000,000
3679	Economic Analysis of Adaptation Options in Support of Decision Making	GEF - 4	UNEP	Global	MSP	Project Implemented	1,000,000	100,000	-	-	3,500,000
3695	Mongolia Livestock Sector Adaptation Project	GEF - 4	IFAD	Mongolia	FSP	Under Implementation	1,500,000	150,000	125,000	12,500	3,500,000
3907	Technology Needs Assessments	GEF - 4	UNEP	Global	FSP	Project Implemented	8,181,818	818,182	-	-	2,855,000
3934	Reducing Disaster Risks from Wildfire Hazards Associated with Climate Change	GEF - 4	UNDP	South Africa	FSP	Project Implemented	3,536,400	353,640	99,960	9,996	31,800,000

GEF ID	Project Title	GEF Phase	Agency	Countries	Type	Implementation Status	Project Financing (\$)	Agency Fee (\$)	PPG (\$)	PPG Fee (\$)	Co-Financing (\$)
3967	Integrating Climate Change in Development Planning and Disaster Prevention to Increase Resilience of Agricultural and Water Sectors	GEF - 4	World Bank	Morocco	FSP	Project Implemented	4,345,454	434,545	200,000	20,000	100,000,000
4036	TT-Pilot (GEF-4) DHRS: Irrigation Technology Pilot Project to face Climate Change Impact	GEF - 4	IFAD	Jordan	FSP	Project Implemented	2,000,020	200,000	150,000	15,000	6,000,000
4255	To Promote the Implementation of National and Transboundary Integrated Water Resource Management that is Sustainable and Equitable Given Expected Climate Change.	GEF - 4	UNDP	Eswatini	FSP	Project Implemented	1,670,000	167,000	51,500	5,150	6,100,000
4261	Integrating climate change risks into water and flood management by vulnerable mountainous communities in the Greater Caucasus region of Azerbaijan	GEF - 4	UNDP	Azerbaijan	FSP	Project Implemented	2,700,000	270,000	100,000	10,000	7,260,000
4340	Strategic Planning and Action to Strengthen Climate Resilience of Rural Communities in Nusa Tenggara Timor Province (SPARC)	GEF - 5	UNDP	Indonesia	FSP	Project Implemented	5,000,000	500,000	90,000	9,000	54,800,000
4366	Climate Resilience Through Conservation Agriculture	GEF - 5	IFAD	Moldova	FSP	Under Implementation	4,260,000	426,000	110,000	11,000	13,800,000
4368	Promoting Value Chain Approach to Adaptation in Agriculture	GEF - 5	IFAD	Ghana	FSP	Project Implemented	2,500,000	250,000	100,000	10,000	8,500,000
4422	Increasing Climate Resilience through Drinking Water Rehabilitation in North Tajikistan	GEF - 5	EBRD	Tajikistan	FSP	Under Implementation	2,927,067	292,707	-	-	23,011,400
4492	Adaptation of Nicaragua's Water Supplies to Climate Change	GEF - 5	World Bank	Nicaragua	FSP	Under Implementation	6,000,000	600,000	-	-	31,500,000
4515	Southeastern Europe and Caucasus Catastrophe Risk Insurance Facility (SEEC CRIF)	GEF - 5	World Bank	Albania, North Macedonia, Serbia	FSP	Project Implemented	5,500,000	550,000	-	-	21,500,000
4536	Climate Resilient Coastal Protection and Management	GEF - 5	ADB	India	FSP	Under Implementation	1,818,182	181,818	-	-	54,681,000

GEF ID	Project Title	GEF Phase	Agency	Countries	Type	Implementation Status	Project Financing (\$)	Agency Fee (\$)	PPG (\$)	PPG Fee (\$)	Co-Financing (\$)
4609	Strengthening the Resilience of Post Conflict Recovery and Development to Climate Change Risks in Sri Lanka	GEF - 5	UNDP	Sri Lanka	FSP	Project Implemented	3,121,818	312,182	60,000	6,000	57,266,000
4610	Adaptation to Climate Impacts in Water Regulation and Supply for the Area of Chingaza - Sumapaz - Guerrero	GEF - 5	IADB	Colombia	FSP	Under Implementation	4,215,750	421,575	-	-	23,300,000
4652	GMS Forest and Biodiversity Program (GMS-FBP) - Creating Transboundary Links Through a Regional Support	GEF-5	ADB	Cambodia, China, Lao PDR, Myanmar, Thailand, Vietnam	MSP	Under Implementation	458,716	41,284	-	-	7,000,000
4657	Competitiveness and Sustainable Rural Development Project in the South Western Border Corridor (PROLENCA-GEF)	GEF - 5	IFAD	Honduras	FSP	Under Implementation	3,000,000	300,000	102,501	10,250	21,000,000
4901	India: Sustainable Livelihoods and Adaptation to Climate Change (SLACC)	GEF - 5	World Bank	India	FSP	Project Implemented	8,000,000	800,000	-	-	234,000,000
4934	Enhancing Capacity, Knowledge and Technology Support to Build Climate Resilience of Vulnerable Developing Countries	GEF - 5	UNEP	Seychelles, Nepal, Mauritania	FSP	Under Implementation	4,900,000	490,000	100,000	10,000	23,000,000
4960	Scaling up Adaptation in Zimbabwe, with a Focus on Rural Livelihoods, by Strengthening Integrated Planning Systems	GEF - 5	UNDP	Zimbabwe	FSP	Project Implemented	3,980,000	398,000	100,000	9,500	58,480,000
4907	GGW: Nigeria Erosion and Watershed Management Project (NEWMAP)	GEF-5	World Bank	Nigeria	FSP	Under Implementation	4,629,630	370,370	-	-	293,930,000
4967	Scaling up Risk Transfer Mechanisms for Climate Vulnerable Agriculture-based Communities in Mindanao	GEF - 5	UNDP	Philippines	FSP	Project Implemented	1,050,000	105,000	50,000	5,000	9,306,325
5105	Addressing Climate Change Vulnerabilities and Risks in Vulnerable Coastal Areas of Tunisia	GEF - 5	UNDP	Tunisia	FSP	Under Implementation	5,500,000	550,000	100,000	10,000	55,165,000

GEF ID	Project Title	GEF Phase	Agency	Countries	Type	Implementation Status	Project Financing (\$)	Agency Fee (\$)	PPG (\$)	PPG Fee (\$)	Co-Financing (\$)
5115	Promoting Climate Resiliency of Water Supplies in Kyrgyzstan	GEF - 5	EBRD	Kyrgyz Republic	FSP	Under Implementation	5,000,000	500,000	-	-	28,560,000
5125	Smart Adaptation of Forest Landscapes in Mountain Areas (SALMA)	GEF - 5	FAO	Lebanon	FSP	Under Implementation	7,147,635	714,763	-	-	26,100,000
5147	Enhancing Resilience of Agricultural Sector in Georgia (ERASIG)	GEF - 5	IFAD	Georgia	FSP	Under Implementation	5,300,000	530,000	90,000	8,550	17,130,000
5263	Enhancing the Resilience of Poor Communities to Urban Flooding in Yaounde	GEF - 5	AfDB	Cameroon	FSP	Under Implementation	4,032,000	383,040	125,000	11,875	145,000,000
5343	Scaling Up Community Resilience to Climate Variability and Climate Change in Northern Namibia, with a Special Focus on Women and Children	GEF - 5	UNDP	Namibia	FSP	Project Implemented	3,050,000	289,750	150,000	14,250	40,500,000
5386	Building the Resilience of Kune-Vaini Lagoon through Ecosystem-based Adaptation (EbA)	GEF - 5	UNEP	Albania	MSP	Under Implementation	1,903,000	180,785	100,000	9,500	11,000,000
5523	Building climate Resilience through Innovative Financing Mechanisms for Climate Change Adaptation	GEF - 5	UNEP	Antigua and Barbuda	FSP	Under Implementation	5,000,000	475,000	100,000	9,500	6,290,000
5604	Technology Transfer for Climate Resilient Flood Management in Vrbas River Basin	GEF - 5	UNDP	Bosnia-Herzegovina	FSP	Under Implementation	5,000,000	475,000	150,000	14,250	12,540,000
5666	Mainstreaming Climate Change Adaptation through Water Resource Management in Leather Industrial Zone Development	GEF - 5	UNIDO	Pakistan	FSP	Under Implementation	3,310,000	314,450	90,000	8,550	14,450,000
5667	Climate Change Adaptation in the Eastern Caribbean Fisheries Sector	GEF - 5	FAO	St. Vincent and Grenadines, Grenada, Dominica, St. Lucia, Trinidad and Tobago, Antigua and Barbuda, St. Kitts and Nevis	FSP	Under Implementation	5,460,000	518,700	150,000	14,250	34,850,000

GEF ID	Project Title	GEF Phase	Agency	Countries	Type	Implementation Status	Project Financing (\$)	Agency Fee (\$)	PPG (\$)	PPG Fee (\$)	Co-Financing (\$)
5681	Building Climate Resilience of Urban Systems through Ecosystem-based Adaptation (EbA) in Latin America and the Caribbean.	GEF - 5	UNEP	El Salvador, Jamaica, Mexico	FSP	Under Implementation	6,000,000	570,000	150,000	14,250	21,910,000
5683	Assisting non- LDC Developing Countries with Country-driven Processes to Advance National Adaptation Plans (NAPs)	GEF - 5	UNEP	Global	FSP	Project Implemented	4,500,000	427,500	150,000	14,250	34,600,000
5685	Increasing Productivity and Adaptive Capacity in Mountain Areas of Morocco (IPAC-MAM)	GEF - 5	IFAD	Morocco	FSP	Under Implementation	6,510,000	618,450	63,927	6,073	24,000,000
5687	Energy Resilience for Climate Adaptation	GEF - 5	World Bank	Belize	FSP	Under Implementation	8,000,000	760,000	-	-	4,800,000
5723	West Balkans Drina River Basin Management Project	GEF - 5	World Bank	Bosnia-Herzegovina, Serbia, Montenegro	FSP	Under Implementation	4,366,210	414,790	200,000	19,000	99,700,000
5814	Pacific Resilience Program	GEF - 5	World Bank	Tonga	FSP	Under Implementation	5,479,452	520,548	-	-	38,087,000
6915	Southeast Europe and Central Asia Catastrophe Risk Insurance Facility	GEF - 6	World Bank	Kazakhstan	FSP	Project Implemented	5,000,000	475,000	-	-	15,000,000
6924	Promoting Climate Resilience in Vietnamese Cities Management	GEF - 6	ADB	Viet Nam	FSP	Under Implementation	4,566,210	433,790	136,986	13,014	124,000,000
6927	Integrated Management and Innovation in Rural Settlements	GEF - 6	IFAD	Egypt	FSP	Under Implementation	7,812,000	742,140	63,930	6,073	39,950,000
6945	Strengthening Capacities of Rural Aqueduct Associations' (ASADAS) to Address Climate Change Risks in Water Stressed Communities of Northern Costa Rica	GEF - 6	UNDP	Costa Rica	FSP	Under Implementation	5,000,000	-	150,000	14,250	26,850,000
6951	Enhancing the Climate Resilience of the Moroccan Ports Sector	GEF - 6	EBRD	Morocco	FSP	Under Implementation	6,192,694	588,306	200,000	19,000	48,900,000
6955	Strengthening the Adaptive Capacity to Climate Change in the Fisheries and Aquaculture Sector	GEF - 6	FAO	Chile	FSP	Under Implementation	2,500,000	-	100,000	9,500	15,600,000

GEF ID	Project Title	GEF Phase	Agency	Countries	Type	Implementation Status	Project Financing (\$)	Agency Fee (\$)	PPG (\$)	PPG Fee (\$)	Co-Financing (\$)
6960	Supporting Climate Resilient Livelihoods in Agricultural Communities in Drought-prone Areas	GEF - 6	UNDP	Turkmenistan	FSP	Under Implementation	3,046,347	-	150,000	14,250	20,000,000
9103	Building Adaptive Capacity through the Scaling-up of Renewable Energy Technologies in Rural Cambodia (S-RET)	GEF - 6	IFAD	Cambodia	FSP	Under Implementation	4,600,000	437,000	150,000	14,250	23,000,000
9670	Enhancing Regional Climate Change Adaptation in the Mediterranean Marine and Coastal Areas	GEF - 6	UNEP	Albania, Algeria, Libya, Montenegro, Morocco, Tunisia	MSP	CEO Approval Cleared	1,000,000	95,000	50,000	4,750	4,450,000
9941	Structuring and Launching CRAFT: the First Private Sector Climate Resilience & Adaptation Fund for Developing Countries	GEF - 6	CI	Global	MSP	Project Implemented	1,045,000	94,050	30,000	2,700	1,418,000
10296	Adaptation SME Accelerator Project (ASAP)	GEF - 7	CI	Global	MSP	CEO Approval Cleared	1,995,497	179,595	35,000	3,150	500,000
10434	Blended finance facility for climate resilience in coffee and cacao value chains: CC-Blend	GEF - 7	UNEP	El Salvador	MSP	CEO PIF Cleared	1,091,552	103,697	50,000	4,750	7,000,000
10437	Financial tools for small scale fishers in Melanesia	GEF - 7	WWF-US	Fiji, Papua New Guinea	MSP	CEO Approval Pending	1,005,046	90,454	50,000	4,500	5,300,000
10438	UAVs/drones for Equitable Climate Change Adaptation: Participatory Risk Management through Landslide and Debris Flow Monitoring in Mocoa, Colombia	GEF - 7	CAF	Colombia	MSP	CEO Endorsement Cleared	504,500	45,405	-	-	2,665,201
10632	Using systemic approaches and simulation to scale nature-based infrastructure for climate adaptation	GEF - 7	UNIDO	Global	MSP	CEO Approval Pending	2,000,000	190,000	50,000	4,750	3,585,526

ANNEX III: APPROVED GEFTF MULTI-TRUST FUND PROJECTS AND PROGRAMS AS OF MARCH 31, 2021

- The list includes Programmatic Approaches (PFDs) and does not list individual child projects to avoid double counting.
- The data are from the GEF Portal, which may include some discrepancies and are under review.
- The financial figures are at the time of the Council Approval and CEO approval for MSPs.
- Projects approved during the reporting period (November 1, 2020 to March 31, 2021, 2020) are identified with “*.”

GEF ID	Project Title	GEF Phase	Agency	Countries	Type	MTF Type	Implementation Status	Project Financing (\$)	Agency Fee (\$)	PPG (\$)	PPG Fee (\$)	Co-Financing (\$)
4512	Pilot Asia-Pacific Climate Technology Network and Finance Center	GEF - 5	ADB	Regional	FSP	GET, SCCF	Project Implemented	10,909,091	1,090,909	-	-	74,950,000
4616	Climate Change Adaptation to Reduce Land Degradation in Fragile Micro-Watersheds Located in the Municipalities of Texistepeque and Candelaria de la Frontera	GEF - 5	FAO	El Salvador	FSP	SCCF, GET	Project Implemented	1,521,370	152,130	46,818	4,682	5,800,000
4625	Shire Natural Ecosystems Management Project	GEF - 5	World Bank	Malawi	FSP	LDCF, GET	Under Implementation	6,578,000	657,800	-	-	68,314,000
4775	Promotion of Climate-smart Livestock Management Integrating Reversion of Land Degradation and Reduction of Desertification Risks in Vulnerable Provinces	GEF - 5	FAO	Ecuador	FSP	SCCF, GET	Under Implementation	3,856,060	366,326	100,000	9,500	12,726,720
4880	Climate Technology Transfer Mechanisms and Networks in Latin America and the Caribbean	GEF - 5	IADB	Latin America and Caribbean	FSP	GET, SCCF	Under Implementation	10,899,000	1,089,900	-	-	63,390,000
4904	Pilot African Climate Technology Finance Center and Network	GEF - 5	AfDB	Africa	FSP	GET, SCCF	Under Implementation	14,340,000	1,434,000	-	-	95,000,000
4952	Landscape Approach to Forest Restoration and Conservation (LAFREC)	GEF - 5	World Bank	Rwanda	FSP	GET, LDCF	Under Implementation	9,532,000	953,200	120,548	11,452	53,530,000
4956	Finance and Technology Transfer Centre for Climate Change (FIN-TeCC)	GEF - 5	EBRD	Europe and Central Asia	FSP	GET, SCCF	Under Implementation	10,909,091	1,090,909	-	-	77,010,000
5113	Enhancing Climate Change Resilience in the Benguela Current Fisheries System	GEF - 5	FAO	Angola, Namibia, South Africa	FSP	LDCF, SCCF	Under Implementation	4,725,000	472,500	115,000	10,925	14,650,000

GEF ID	Project Title	GEF Phase	Agency	Countries	Type	MTF Type	Implementation Status	Project Financing (\$)	Agency Fee (\$)	PPG (\$)	PPG Fee (\$)	Co-Financing (\$)
5133	Senegal River Basin Climate Change Resilience Development Project	GEF - 5	World Bank	Senegal, Guinea, Mali, Mauritania	FSP	GET, LDCF	Under Implementation	16,000,000	1,440,000	-	-	68,600,000
5228	RLACC - Rural Livelihoods's Adaptation to Climate Change in the Horn of Africa (PROGRAM)	GEF - 5	AfDB	Djibouti, Kenya	PFD	SCCF, LDCF	Council Approved	-	-	300,000	24,000	64,000,000
5380	Increasing Resilience of Ecosystems and Vulnerable Communities to CC and Anthropogenic Threats Through a Ridge to Reef Approach to BD Conservation and Watershed Management	GEF - 5	UNDP	Haiti	FSP	LDCF, GET	Under Implementation	9,135,068	867,832	180,000	17,100	43,000,000
5384	Andes Adaptation to the Impact of Climate Change on Water Resources Project (AICCA)	GEF - 5	CAF	Bolivia, Colombia, Ecuador, Peru	FSP	GET, SCCF	Under Implementation	9,696,621	921,179	200,000	19,000	21,100,000
5395	R2R- Pacific Islands Ridge-to-Reef National Priorities – Integrated Water, Land, Forest and Coastal Management to Preserve Biodiversity, Ecosystem Services, Store Carbon, Improve Climate Resilience and Sustain Livelihoods	GEF - 5	UNDP	Cook Islands, Fiji, Kiribati, Marshall Islands, Micronesia, Nauru, Niue, Palau, Papua New Guinea, Samoa, Solomon Islands, Tonga, Tuvalu, Vanuatu	PFD	GET, LDCF	Council Approved	1,386,513	124,779	-	-	-
5531	Ecosystem Approach to Haiti Cote Sud	GEF - 5	UNEP	Haiti	FSP	GET, LDCF	Under Implementation	6,216,000	590,520	200,000	19,000	21,050,000
9199	Enhancing Sustainability and Climate Resilience of Forest and Agricultural Landscape and Community Livelihoods	GEF - 6	UNDP	Bhutan	FSP	LDCF, GET	Under Implementation	13,967,124	1,257,041	450,000	40,500	41,900,000
10083	Sustainable Natural Resources Management Project -AF	GEF - 7	World Bank	Sudan	FSP	LDCF, GET	CEO Endorsement Cleared	5,936,073	563,927	-	-	20,700,000

GEF ID	Project Title	GEF Phase	Agency	Countries	Type	MTF Type	Implementation Status	Project Financing (\$)	Agency Fee (\$)	PPG (\$)	PPG Fee (\$)	Co-Financing (\$)
10166	Strengthening human and natural systems resilience to climate change through mangrove ecosystems conservation and sustainable use in southern Benin	GEF - 7	FAO	Benin	FSP	LDCF, GET	CEO PIF Cleared	7,155,936	679,814	150,000	14,250	35,000,000
10178	Watershed approaches for climate resilience in agro-pastoral landscapes	GEF - 7	UNDP	South Sudan	FSP	LDCF, GET	Council Approved	9,384,703	891,547	200,000	19,000	29,500,000
10181	IKAN Adapt: Strengthening the adaptive capacity, resilience and biodiversity conservation ability of fisheries and aquaculture-dependent livelihoods in Timor-Leste	GEF - 7	FAO	Timor Leste	FSP	GET, LDCF	Council Approved	4,416,210	419,540	150,000	14,250	9,000,000
10195	CSIDS-SOILCARE Phase1: Caribbean Small Island Developing States (SIDS) multicountry soil management initiative for Integrated Landscape Restoration and climate-resilient food systems	GEF - 7	FAO	Antigua and Barbuda, Belize, Grenada, Guyana, Haiti, Jamaica, St. Lucia	FSP	SCCF-A, GET	Council Approved	7,515,936	714,014	200,000	19,000	16,000,000
10200	Global Wildlife Program	GEF - 7	World Bank	Angola, Belize, Bhutan, Cambodia, Chad, Congo DR, Ecuador, India, Indonesia, Madagascar, Namibia, Panama, South Africa, Malaysia, Nigeria, Pakistan	PFD	LDCF, GET	Council Approved	99,207,741	8,928,694	-	-	591,501,798
10362	Resilient, productive and sustainable landscapes in Mali's Kayes Region	GEF - 7	FAO	Mali	FSP	GET, LDCF	Council Approved	6,831,964	649,036	200,000	19,000	30,940,000

GEF ID	Project Title	GEF Phase	Agency	Countries	Type	MTF Type	Implementation Status	Project Financing (\$)	Agency Fee (\$)	PPG (\$)	PPG Fee (\$)	Co-Financing (\$)
10415	Adaptation to Climate Change in the Coastal Zone in Vanuatu – Phase II (VCAP II)	GEF - 7	UNDP	Vanuatu	FSP	GET, LDCF	Council Approved	12,544,037	1,128,963	300,000	27,000	58,820,000
10418	Building resilience through sustainable land management and climate change adaptation in Dodoma	GEF - 7	AfDB	Tanzania	FSP	GET, LDCF	Council Approved	5,117,100	486,124	150,000	14,250	215,218,000
10431	Public-Private Partnerships (PPPs) for Coral Reef Insurance in Asia and the Pacific	GEF - 7	ADB	Fiji, Indonesia, Philippines, Solomon Islands	MSP	LDCF, SCCF-A	CEO PIF Cleared	1,278,539	121,461	-	-	3,350,000
10433	Piloting innovative financing for climate adaptation technologies in medium-sized cities	GEF - 7	UNIDO	Global	MSP	LDCF, SCCF-A	CEO PIF Cleared	677,000	64,315	50,000	4,750	2,300,000
10436	Investment Readiness for the Landscape Resilience Fund	GEF - 7	WWF-US	Global	MSP	LDCF, SCCF-A	CEO Approval Pending	1,142,661	102,839	50,000	4,500	16,083,806
10562*	Resilient and sustainable livelihoods for rural Yemen	GEF - 7	FAO	Yemen	FSP	GET, LDCF	Council Approved	16,057,798	1,445,202	300,000	27,000	71,000,000
10687*	Climate security and sustainable management of natural resources in the central regions of Mali for peacebuilding	GEF - 7	UNDP	Mali	FSP	GET, LDCF	Council Approved	7,512,557	713,693	250,000	23,750	28,804,454
10688*	Restoring and Enhancing the Value of Degraded Lands and Forest Ecosystems for Enhanced Climate Resilience in Benin (PIRVaTEFoD-Benin)	GEF - 7	UNDP	Benin	FSP	LDCF, GET	Council Approved	9,032,877	858,123	200,000	19,000	37,292,500

ANNEX IV: STATUS OF GEF-6 PIPELINE OF TECHNICALLY CLEARED PROJECTS

The GEF Secretariat has held consultations with all countries with GEF-6 pipelined projects since the start of the GEF-7 period. All 17 countries who had GEF-6 pipelined projects have submitted proposals, and as of the approval of the December 2020 LDCF Work Program, all have received GEF-7 LDCF support. The proposals submitted by these countries and approved are either based on significant revision and updating of the pipelined projects, or entirely new to addressing current priorities.

GEF ID	Country	GEF-6 Pipelined Project	GEF Agency	Status of Consultations
9458	Togo	Strengthening resilience to climate change of coastal communities in Togo	FAO	Updated and approved in the June 2019 LDCF/SCCF Work Program.
9104	Malawi	Building the capacity of Malawi's government to advance the National Adaptation Plan process	UNDP	New proposal approved as part of June 2019 Work Program.
9543	Timor Leste	Developing capacities for iterative National Adaptation Planning process for climate resilient development	UNDP	New proposal by another Agency submitted as part of June 2021 Work Program.
9244	Lao PDR	Strengthening the Capacities for Iterative National Adaptation Planning Process in Lao PDR	UNDP	New submissions by another Agency approved in the June 2019 LDCF/SCCF Work Program.
9596	Burundi	Landscape restoration project	World Bank	Revised submission approved in December 2020 Work Program.
9538	Zambia	Promoting the adoption and upscaling of proven climate-resilient agricultural practices and technologies by smallholder farmers in Zambia	UNDP	New submission approved in the June 2019 LDCF/SCCF Work Program.
9550	Mauritania	Improved Resilience of Local Communities and their Livelihoods through the Restoration of a Degraded Catchment area in the Wilayas of South-East Mauritania	FAO	New submissions approved as part of December 2018 and June 2020 LDCF Work Programs.
7996	Timor Leste	IkanAdapt: Strengthening the Adaptive Capacity and Resilience of Fisheries and Aquaculture-dependent Livelihoods in Timor-Leste	FAO	Revised as an MTF, updated, re-submitted and approved as part of June 2019 LDCF/SCCF Work Program.
10083	Sudan	Sudan Sustainable Natural Resources Management Project-Additional Financing	World Bank	Updated and approved as part of December 2018 LDCF Work Program.
9689	Ethiopia	Upscaling community-based adaptation in Ethiopia	UNDP	Updated and approved as part of the June 2019 LDCF/SCCF Work Program.
9699	Zambia	Climate change adaptation in forest and agricultural mosaic landscapes	FAO	Updated and approved as part of the June 2019 LDCF/SCCF Work Program.
10105	Guinea-Bissau	Strengthening climate information and early warning systems for climate resilient development and adaptation to climate change in Guinea Bissau	UNDP	Updated and approved as part of December 2018 LDCF Work Program.
9729	Haiti	Strengthening the climatic resilience of the drinking water sector in South of Haiti	UNDP	Revised and approved as part of June 2020 LDCF Work Program.
9175	Sudan	Resilience of Pastoral and Farming Communities to Climate Change in North Darfur – RPFC-CC	FAO	Updated and approved as part of the December 2019 Work Program.
9763	Uganda	Strengthening Adaptive Capacity and resilience through integrated watershed management under the agricultural value chain development program (AVCP) in Uganda	AfDB	Updated and approved as part of the June 2019 LDCF/SCCF Work Program
9843	South Sudan	Strengthening Climate Information and Early Warning Systems in South Sudan	UNDP	New concept approved as part of the December 2019 LDCF/SCCF Work Program.
9186	Djibouti	Increasing Knowledge and Capacity for Mainstreaming Climate Change Adaptation into Regional Development Plans in Djibouti's Gobaad Plain and Tadjourah Ville	UNEP	Updated and approved in June 2020 Work Program.
9902	Gambia	Improving Water Availability in The Gambia's Rural and Peri-Urban Communities for Domestic and Agricultural Use	AfDB	Updated and approved as part of the June 2019 LDCF/SCCF Work Program
10089	Chad	Strengthening rural and urban resilience to climate change and variability by the provision of water supply and sanitation in Chad	AfDB	Approved as part of December 2018 LDCF Work Program.
9859	Benin	Protection of the coastline and resilience of coastal communities to sea level rise	UNDP	Two updated proposals approved in December 2020 Work Program.

9958	Haiti	Building Resilience in the Wake of Climate Disasters in Southern Haiti	UNEP	Updated and approved in the December 2020 Work Program.
------	-------	--	------	---

ANNEX V: TRUSTEE INFORMATION ON PLEDGES RECEIVED AND CONTRIBUTIONS FOR LDCF AND SCCF

Table 1. Contributions to the LDCF by Fiscal Year

Least Developed Countries Fund
Contributions Finalized per Fiscal Year
FY03 - FY21

Fiscal Year	Contributions a/	Running total
2003	11,361,765	11,361,765
2004	20,665,234	32,027,000
2005	2,100,000	34,127,000
2006	17,395,211	51,522,211
2007	37,646,592	89,168,803
2008	55,845,974	145,014,777
2009	12,038,564	157,053,341
2010	30,922,149	187,975,490
2011	99,652,193	287,627,683
2012	159,710,420	447,338,102
2013	112,711,574	560,049,677
2014	206,701,500	766,751,177
2015	54,713,336	821,464,513
2016	120,865,335	942,329,848
2017	182,853,997	1,125,183,844
2018	89,608,133	1,214,791,978
2019	79,178,858	1,293,970,836
2020	207,017,378	1,500,988,213
2021	60,874,985 b/	1,561,863,199
Total	1,561,863,199	

a/ Valued at the exchange rates available on March 31, 2021.

b/ FY21 amounts up to March 31, 2021.

Table 2. Contributions paid/finalized to the LDCF Finalized in Fiscal Year 2021

Least Developed Countries Fund
Contributions Finalized
For the period July 1, 2020 to March 31, 2021

Contributing Participant	Currency	Amount	USDeq. a/
Belgium	EUR	20,000,000	23,467,000
Canada	CAD	7,500,000	5,952,381
Finland	EUR	5,000,000	5,866,750
Ireland	EUR	2,000,000	2,346,700
Netherlands	USD	22,500,000	22,500,000
Switzerland	CHF	700,000	742,154
Total			60,874,985

a/ Valued at the exchange rates available on March 31, 2021.

Table 3. Contributions to the SCCF by Fiscal Year

Special Climate Change Fund

Contributions Finalized per Fiscal Year

FY05 - FY21

Fiscal Year	Contributions a/	Running total
2005	25,627,172	25,627,172
2006	12,077,874	37,705,046
2007	18,565,155	56,270,201
2008	25,865,811	82,136,012
2009	19,336,906	101,472,918
2010	5,190,989	106,663,907
2011	46,211,252	152,875,159
2012	46,536,490	199,411,649
2013	27,992,496	227,404,145
2014	61,510,065	288,914,210
2015	16,490,664	305,404,874
2016	2,381,291	307,786,165
2017	530,110	308,316,275
2018	530,110	308,846,385
2019	530,110	309,376,496
2020	1,669,847	311,046,343
2021	0 b/	311,046,343
Total	<u>311,046,343</u>	

a/ Valued at the exchange rates available on March 31, 2021.

b/ FY21 amounts up to March 31, 2021