

62nd GEF Council Meeting
June 21 - 23, 2022
Washington, D.C

**PROGRESS REPORT ON THE CAPACITY-BUILDING
INITIATIVE FOR TRANSPARENCY**

Table of Contents

Introduction	1
CBIT Trust Fund	1
CBIT Support under GEF-7	2
Portfolio Overview	2
Agency Distribution	4
Regional Distribution	5
Coverage of CBIT Support to Non-Annex I Parties under the Convention	6
Project Cycle Analysis	8
Project Priorities	9
CBIT Engagement, Awareness Raising and Outreach	12
CBIT Outlook	13
Annex I: Background on the CBIT	16
Annex II: Description of CBIT Projects Approved since Last Progress Report	17
Annex III: List of CBIT Approved Projects as of March 31, 2022	18

INTRODUCTION

1. The aim of this report is to provide an overview of the progress by the Global Environment Facility (GEF) to support the Capacity-building Initiative for Transparency (CBIT) establishment and operations. This report covers activities that have taken place between October 1, 2021 and March 31, 2022, following the last Progress Report that was presented for the 61st GEF Council Meeting in December 2021.¹

2. The total CBIT project portfolio as of March 31, 2022 comprises 81 projects—of which 75 are individual country projects, there is one regional project and five global projects. Through its individual country projects and one regional project, the CBIT portfolio is providing support to 79 countries. The total CBIT support amounts to \$130.8 million, including GEF Project Financing, Agency Fees, and Project Preparation Grants (PPGs). Of the 81 projects approved to date, 44 are supported with CBIT Trust Fund (CBIT TF) resources, and 37 are supported with GEF Trust Fund (GEF TF) set-aside resources. As the completion of GEF-7 nears, eight projects are undergoing review and are expected to be supported upon technical clearance.²

CBIT TRUST FUND

3. The support for CBIT started with the establishment of the CBIT TF, which was finalized in September 2016, following the Paris Agreement decision on the CBIT. At the twenty-second Conference of the Parties (COP 22) to the United Nations Framework Convention on Climate Change (UNFCCC), twelve donors issued a joint statement expressing their intention to support the CBIT TF with over \$50 million. The CBIT TF received the first donor contributions prior to COP 22 and the GEF Secretariat approved the first set of projects under the CBIT.

4. Originally, the CBIT TF was set to accept contributions until June 30, 2018, at the end of the GEF-6 period. The Council, at its 54th meeting in June 2018, decided to extend the CBIT TF contribution date and project approval date to October 31, 2018, to accommodate additional voluntary financial contributions.³

5. As of March 31, 2020, the Trustee had received a total amount of \$61.6 million from fourteen donors: Australia, Belgium, Canada, Germany, Ireland, Italy, Japan, Netherlands, New Zealand, Norway, Sweden, Switzerland, the United Kingdom, and the United States. This amount represents the full pledged amount by all participating donors per their respective contribution agreements to the CBIT TF.

6. From late 2016 to October 2018, the GEF approved 44 CBIT projects using resources from the CBIT TF. Within two years of its establishment, the CBIT TF successfully programmed

¹ GEF, 2021, [Progress Report on the Capacity-building Initiative for Transparency](#), Council Document GEF/C.61/Inf.15.

² The deadline for submission of new projects for GEF-7 is April 13, 2022.

³ GEF, 2018, [Joint Summary of the Chairs](#), 54th GEF Council.

all available resources—amounting to \$58.3 million, or 94.6 percent of the total contributions. The amount includes GEF Project Financing, Project Preparation Grants (PPGs), PPG fees and Agency Fees.

7. Resources amounting to \$3.2 million have been set aside to cover CBIT TF administrative costs until the date of the trust fund’s termination on April 30, 2025, eighteen months after the final Trustee commitment and cash transfer date of October 31, 2023.

CBIT SUPPORT UNDER GEF-7

8. The GEF-7 period extends from July 2018 to June 2022 and coincides with a key phase in the implementation of the Paris Agreement. The GEF-7 framework is structured to address the seminal COP decisions for the Paris Agreement, and to further support climate action in developing countries in line with the GEF’s role as an operating entity of the financial mechanism for the UNFCCC. The adopted GEF-7 Programming Directions include specific provisions for CBIT support through the climate change mitigation focal area.⁴ This CBIT support is in line with the “Establishment of a New Trust Fund for the Capacity-building Initiative for Transparency” document, which states that the CBIT efforts will be an integral part of the GEF’s climate change support for GEF-7, financed by the GEF TF under regular replenishment.⁵ According to the agreed GEF-7 Resource Allocation Framework, \$55 million have been notionally allocated to the CBIT.

9. As of March 31, 2022, \$77.6 million has been programmed to support 40 CBIT projects. This goes beyond the indicative \$55 million that was allocated to CBIT under GEF-7. To support all requests that came from parties for CBIT support, the GEF reallocated available set-aside resources from enabling activities support. This has been undertaken in alignment with its programming directions, while ensuring continued support to reporting obligations under the UNFCCC, including the new Biennial Transparency Reports (BTRs) under the Paris Agreement. Background information on CBIT can be found in Annex I.

PORTFOLIO OVERVIEW

10. As GEF-7 nears closure, the portfolio continues to grow with an increasing number of projects moving towards CEO approval stage and implementation. Since the last Progress Report, one project — Nigeria — has been concept approved between October 1, 2021 to March 31, 2022. Details can be found in Annex II. An additional eight projects are undergoing review and expected to be supported upon technical clearance within GEF-7.

11. Seven projects received CEO approval after the submission and review of their project proposals. These projects are from Bhutan, Cameroon, Democratic Republic of Congo, India,

⁴ GEF, 2018, [Summary of the Negotiations of the Seventh Replenishment of the GEF Trust Fund](#), Council Document GEF/C.54/19/Rev.02.

⁵ GEF, 2016, [Establishment of a New Trust Fund for the Capacity Building Initiative for Transparency](#), Council Document GEF/C.50/05.

Mauritania, Sudan, and one global project. All country projects are receiving CBIT support for the first time. A full listing of CBIT approved projects is available in Annex III.

12. The CBIT Programming Directions stipulated that “proposals [would] be prioritized for those countries that are in most need of capacity-building assistance for transparency-related activities, in particular [least developed countries (LDCs) and small island developing States (SIDS)].”⁶ Through these projects, 27 LDCs and fifteen SIDS, (of which three countries that are both LDC and SIDS) are being supported in their efforts to enhance transparency. The CBIT continues to prioritize capacity-building support for transparency-related activities to countries that most need it.

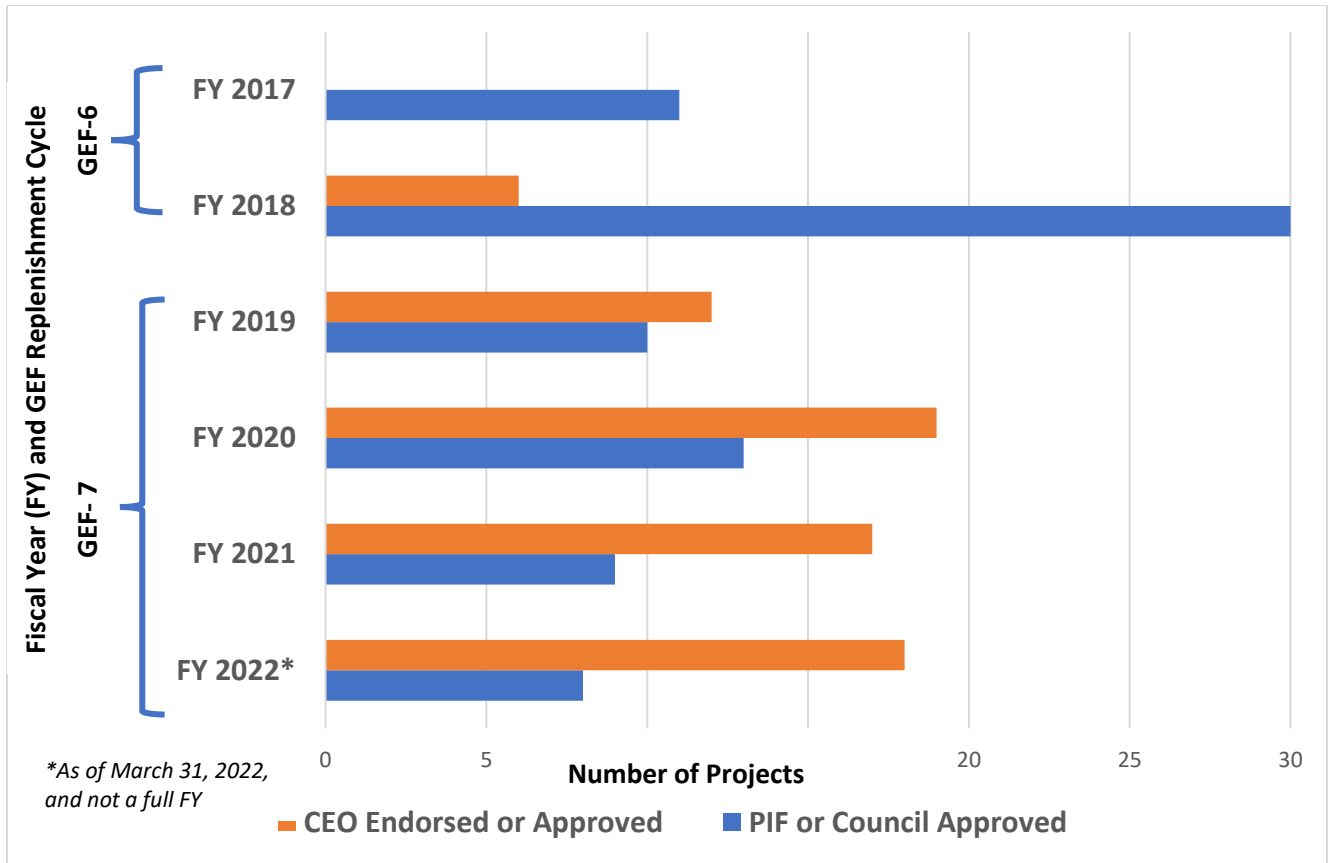
13. The number of projects approved per fiscal year (FY) has varied since the CBIT TF was established. Eleven projects were concept approved by Council as Full-Sized Projects (FSPs) or approved by the CEO as Medium-Sized Projects (MSPs) in FY 2017, while in FY 2018 a total of 30 projects were approved by Council or by CEO.⁷ In sum, 41 CBIT projects were approved in GEF-6, which concluded at the end of FY 2018. In FY 2019, the first year of GEF-7, ten CBIT projects were concept approved, thirteen projects were approved in FY 2020 and nine projects were approved in FY 2021. In FY 2022, as of March 31, 2022, eight projects were approved. Since the launch of GEF-7, a total of 40 projects have been concept approved by Council or by CEO (Figure 1).

14. Of the 81 projects in the portfolio, nine projects are at the concept stage and currently under development, while 72 have been CEO approved or endorsed and have begun implementation. Of these 72 CEO approved or endorsed projects, 66 projects were approved or endorsed in GEF-7 while six projects were approved or endorsed in GEF-6. This indicates that the CBIT portfolio is maturing as a majority of projects have completed the design and approval stages and have transitioned to the implementation phase.

⁶ GEF, 2016, [Programming Directions for the Capacity-Building Initiative for Transparency](#), Council Document GEF/C.50/06.

⁷ For the purposes of the GEF, fiscal year refers to the 12-month period ending on June 30 of the year referenced.

Figure 1: Project Status of CBIT Portfolio by Fiscal Year (FY 2017 to March 31, 2022)

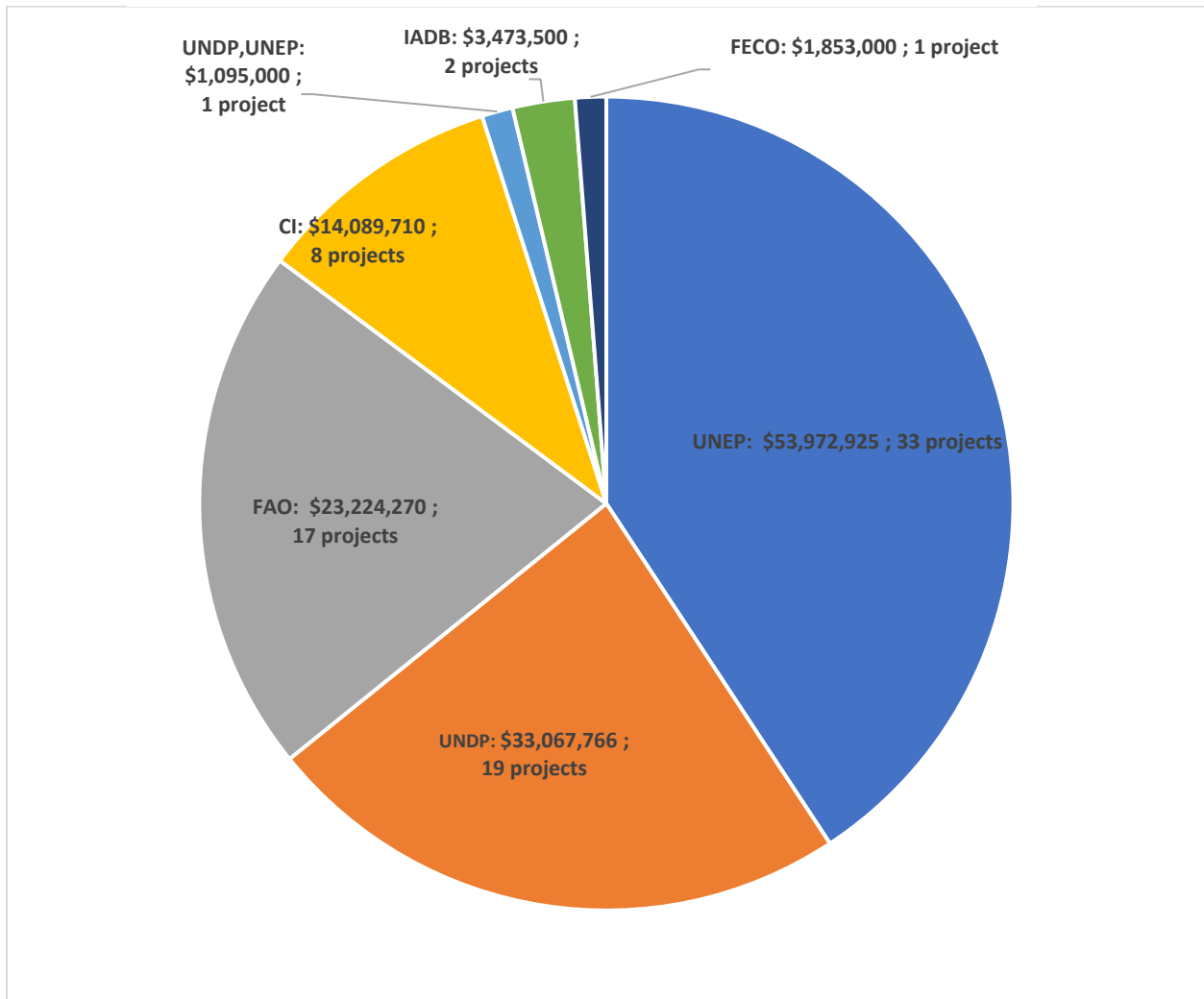


Agency Distribution

15. CBIT projects have so far been submitted by six out of the eighteen GEF Agencies. The United Nations Environment Programme (UNEP) has the largest share with 33 projects, followed by the United Nations Development Programme (UNDP) with nineteen projects, the Food and Agriculture Organization (FAO) with seventeen, Conservation International (CI) with eight, the Inter-American Development Bank (IADB) with two, and the Foreign Economic Cooperation Center Office, Ministry of Environmental Protection of China (FECO) with one project. In addition, UNDP and UNEP have one joint project approved under CBIT.

16. Figure 2 shows the distribution of approved CBIT projects per GEF implementing agency by CBIT resources, including GEF Project Financing, PPGs, PPG fees and Agency Fees.

**Figure 2: Distribution of CBIT Projects by Agency as of March 31, 2022
(\$ and % share of total \$)**



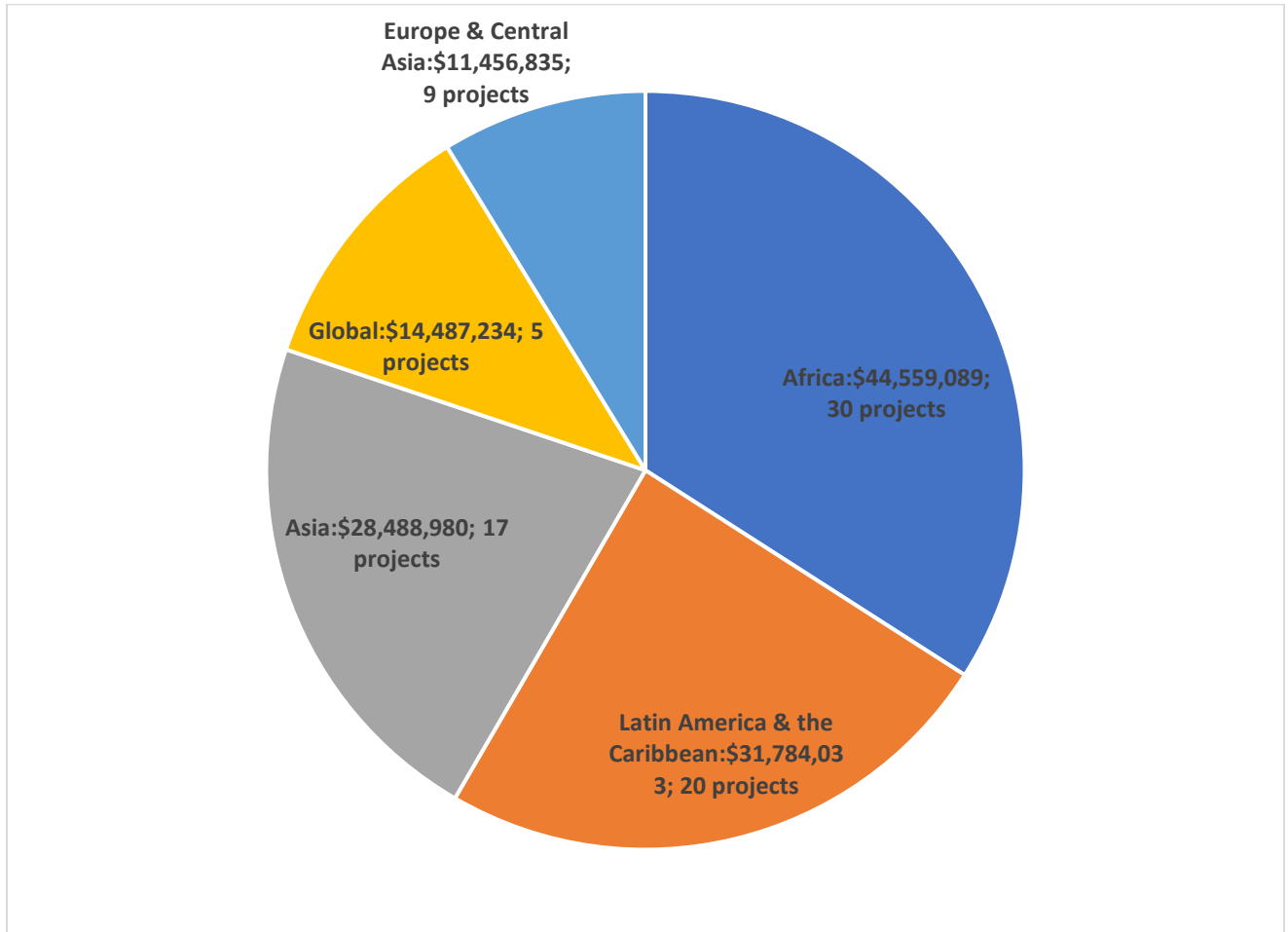
17. Countries have engaged a wide choice of GEF implementing agencies for CBIT projects in comparison to projects supporting the preparation of NCs and BURs. Most BTR, NC and BUR projects are currently being implemented by UNEP and UNDP.

Regional Distribution

18. Overall, the CBIT is supporting a regionally balanced portfolio. A breakdown of the portfolio by region is provided in Figure 3. The Africa region has 30 projects to date, with cumulative totals (including GEF Project Financing, PPG, PPG fees and Agency Fees) amounting to \$44.6 million, while the Latin America and Caribbean (LAC) region has twenty projects amounting to \$31.8 million. The Asia region is next with a total of seventeen projects (amounting to \$28.5 million) with the Europe and Central Asia (ECA) region following with nine projects (amounting to \$11.5 million). Finally, five CBIT projects with a global scope have been

approved (\$14.5 million). The total portfolio amount to date, including GEF Project Financing, PPG, PPG fees and Agency Fees, for CBIT is \$130.8 million.

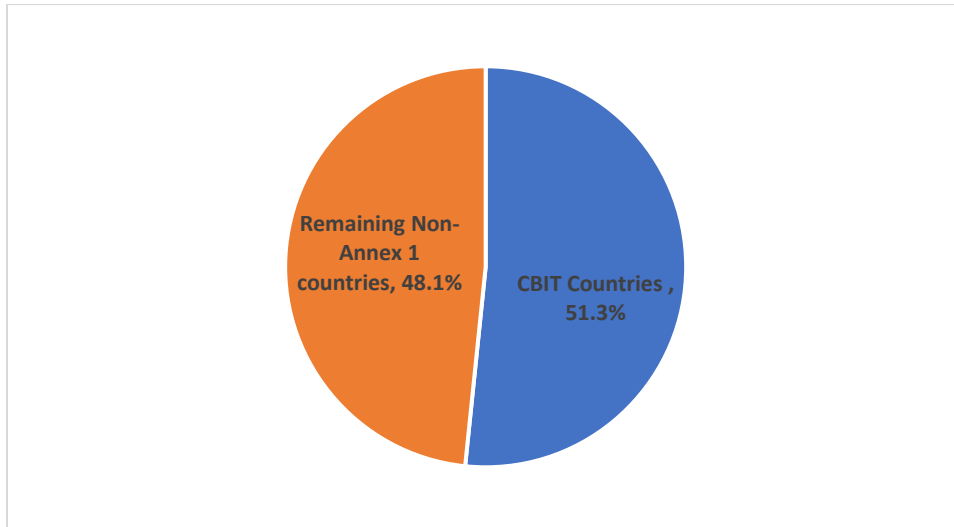
Figure 3: Distribution of CBIT Projects by Region as of March 31, 2022 (\$ and number of projects)



Coverage of CBIT Support to Non-Annex I Parties under the Convention

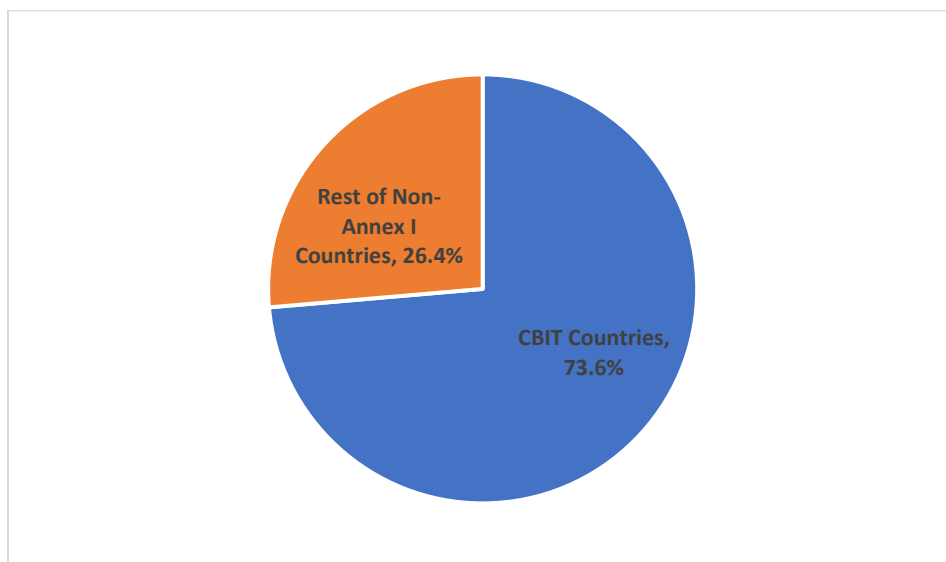
19. Figure 4 highlights the proportion of Non-Annex I Parties under the Convention supported by CBIT through national and regional projects. As of March 31, 2022, 79 (75 individual countries and four countries in a regional project) out of 154 Non-Annex-I countries or 51.3 percent, have received CBIT support.

Figure 4: Share of Non-Annex I Parties under the Convention supported by CBIT Projects as of March 31, 2022



20. Total greenhouse gas (GHG) emissions from Non-Annex I Parties amounted to 32,253 million tonnes of carbon dioxide equivalent (MtCO₂e) in 2018.⁸ The GHG emissions from the 79 countries that are supported by CBIT (which include China and India, the two largest emitters of the Non-Annex I countries) amount to 48.5 percent of global GHG emissions and 73.6 percent of total GHG emissions from Non-Annex I countries indicating significant coverage (Figure 5).⁹

Figure 5: GHG Emissions of CBIT Projects as a Percentage of Total Non-Annex I countries' GHG Emissions as of March 31, 2022



⁸ Using 2018 data from the World Resources Institute's (WRI) Climate Watch. World Resources Institute, Climate Watch, 2022. Available online at: <https://www.climatewatchdata.org/>

⁹ WRI, Climate Watch, 2022. Available online at: <https://www.climatewatchdata.org/>

21. In addition to the 79 countries that have been directly supported by a CBIT project, more countries have been part of the CBIT through participation in capacity building and other support through the global projects. As the second phase of the Global Coordination Platform kicks off, additional outreach, knowledge sharing and training activities, the number of participating countries is expected to increase. The target for the CBIT as stated in the Programming Directions document is to support a minimum of 100 countries that have articulated their capacity needs and priorities for transparency.¹⁰

Project Cycle Analysis

22. The GEF Secretariat continues to monitor the timeliness of project review, approval, and preparation of the CBIT projects.

23. For all 81 projects, the average amount of time for the GEF Secretariat to complete the initial project review was approximately fifteen working days. For MSPs, on average it takes eighteen weeks for PIF approval from first submission, while for FSPs on average it takes 30 weeks for Council approval. This period represents the time necessary for countries and Agencies to review and incorporate the GEF Secretariat's feedback into the CBIT proposals, and to resubmit to the Secretariat or Council for final review and approval.

24. In previous progress reports, the GEF Secretariat provided an initial analysis of the impact of the pandemic on the CBIT portfolio. Below is an updated analysis of the project cycle of the CBIT portfolio as of March 31, 2022. As noted in the previous progress report, the COVID pandemic continues to impact the project cycle, as reflected in the request for extension and force majeure extensions requested by individual projects.

25. In the CBIT portfolio, all MSPs under the old Cancellation Policy effective until February 28, 2019 (44 projects) met their submission deadline to submit the full project proposal within twelve months of PIF approval, and therefore have not been impacted by the extensions granted. Of these MSPs, there is one project – Lebanon – that is pending CEO approval. For these, it took an average of 26 weeks for PIF approval; and eighteen months from PIF approval to CEO approval — eleven months for project development (PIF approval to submission of CEO approval request), and 30 weeks from CEO approval request submission to CEO approval. Thus, the average timeline for the full project cycle—from concept submission to CEO approval—was an average of 21 months.

26. Of the 33 MSPs approved since the new cancellation policy came into effect on March 1, 2019,¹¹ a total of 25 projects have been CEO approved as of March 31, 2022 leaving eight projects pending CEO approval.

27. Of the 25 MSP projects that have been CEO approved, four projects met the original deadline for CEO submission (eight months from PIF approval) and CEO approval (twelve

¹⁰ GEF, 2016, [Programming Directions for the Capacity-Building Initiative for Transparency](#), Council document GEF/C.50/.06.

¹¹ GEF, 2018, [Project Cancellation](#), Policy: OP/PL/02.

months from PIF approval). Two additional projects met the first deadline of submitting CEO approval request within eight months of PIF submission, and two different projects met the deadline of CEO approval within twelve months of PIF approval. For these 25 MSP projects that are CEO approved, the time for project development (from PIF approval to submitting CEO approval request) is about eleven months; time taken from PIF approval to CEO approval is about sixteen months. The entire project cycle for these projects from concept submission to the CEO approval is on average 21 months.

28. Of these 25 MSP projects, nine projects submitted a notification of delayed submission and twelve projects invoked force majeure due to COVID for an extension on the CEO approval deadline.

29. Of the eight MSPs currently under project development, three projects met the first deadline, three submitted a notification of delayed submission, and for two projects the deadline has not been reached. For all eight projects, the second deadline has not been reached yet, and a result it is too early to state if there will be delays in relation to these.

30. For these 33 MSPs under the new cancellation policy, it took an average of eleven weeks for PIF approval; and sixteen months from PIF approval to CEO approval — ten months for project development (PIF approval to submission of CEO approval request), and 5.1 months (22 weeks) from CEO approval request submission to CEO approval. Thus, the average timeline for the full project cycle — from concept submission to CEO approval — was an average of 21 months.

31. For FSPs, the average project cycle timeline and impact of the extensions provided is more difficult to assess as a cohort due to the small sample size of only four projects.

32. The GEF Secretariat will continue to monitor the project cycle and report findings of the overall impact of the COVID-19 pandemic in following progress reports.

Project Priorities

33. There is a diverse level of capacities among countries in the CBIT portfolio for transparency and measurement, reporting and verification (MRV) systems. The GEF Secretariat reports on the CBIT priorities on a biannual basis in its progress report. A comprehensive analysis that includes the project priorities for LDCs and SIDS is conducted on an annual basis aligned with the GEF Council meetings held in the fall. As a result, this report only details the CBIT project priorities of the entire portfolio.

34. Of the countries that CBIT is supporting, all have submitted at least one NC and 57.3 percent (43 countries) have submitted at least one BUR. Only 8.0 percent (six countries) have submitted four NCs, and 6.7 percent have submitted three BURs (five countries). On adaptation, there is overall less experience in reporting as 18.7 percent (fourteen countries) have submitted a NAP.

35. Overall, the approved CBIT project proposals continue to largely address the eligible programming activities set forth in the CBIT Programming Directions.¹² To better understand the CBIT project portfolio, each project was categorized according to the areas of support. The area of support corresponds to the key elements of the enhanced transparency framework, including building institutional arrangements and technical capacities for national inventories, to track mitigation progress, to track adaptation progress, and to track progress related to support needed and received. The analysis also includes NDC enhancement and review as an additional element.

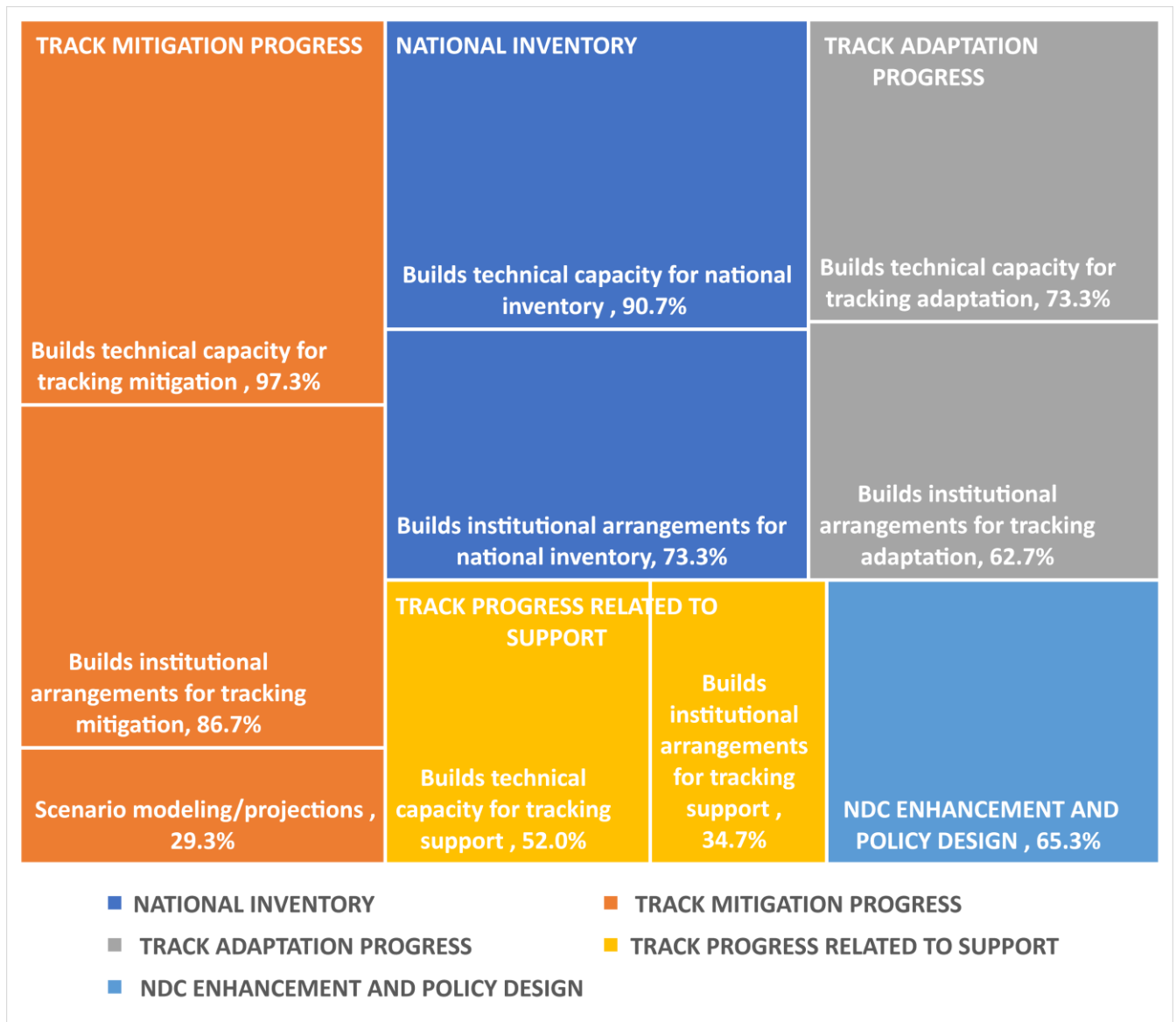
36. At COP 26, the Conference of the Parties serving as the meeting of the parties to the Paris Agreement (CMA) at its third meeting (CMA 3) provided guidance to the GEF,¹³ including on providing additional information on establishing and enhancing a reporting system, and capacity building for reporting. While there is no agreed definition of what comprises a reporting system, it is generally understood to align with elements such as the institutional arrangements for national inventories; and institutional arrangements for tracking mitigation, adaptation, and support. The GEF Secretariat, through this analysis, presents these core elements and their coverage in the current CBIT portfolio, and plans to build on this analysis prior to COP 27 to further respond to the CMA.

37. Figure 6 illustrates the percentage of approved CBIT projects that included a particular type of activity in their proposal, while also showing the overall proportion of project activity types as they relate to one another. The percentages in the figure represent a count of occurrences of type of activity across the portfolio and are not correlated to the amount of resources designated for specific activities. Since one project may have several of these individual categories, the percentages overlap and do not add up to 100 percent.

¹² GEF, 2016, [Programming Directions for the Capacity-Building Initiative for Transparency](#), Council Document GEF/C.50/06.

¹³ UNFCCC, 2021, [Guidance to the Global Environment Facility](#)

Figure 6: CBIT Project Priorities per Type of Activity as of March 31, 2022



38. CBIT support is primarily being used by countries to develop the necessary institutional arrangements and build their technical capacity to track mitigation progress (86.7 and 97.3 percent of projects, respectively). Also, 29.3 percent of projects include developing projections or scenario modeling as a component. This is encouraging as it indicates that CBIT is assisting countries with some of the more advanced and complex aspects of the transparency requirements under Article 13 of the Paris Agreement.

39. Since establishing national GHG inventories is a first step in meeting transparency requirements, a high percentage of countries (90.7 percent) have a strong component related to building technical capacities for the national inventory, and for building institutional arrangements for them (73.3 percent). A significant number of projects also include a

component for building capacities for tracking adaptation progress — with 73.3 percent focused on building technical capacities and 62.7 percent for developing relevant institutional arrangements.

40. About 65.3 percent of country projects aim for NDC enhancement and policy review – an important aspect for longer-term impact of projects. Among individual country projects, 40.0 percent have included a specific component for enhancing measurement and transparency of GHG emissions from the Agriculture, Forestry and Other Land Use (AFOLU) sector, reflecting the relative importance of this sector.

CBIT ENGAGEMENT, AWARENESS RAISING AND OUTREACH

41. During this reporting period, the GEF Secretariat continued to carry out tasks associated with the CBIT, such as reviews of CEO approvals of project concepts, monitoring and management of the project portfolio, consultations with countries and Agencies, reporting to UNFCCC, and participation in UNFCCC-related engagements. The Progress Report on the CBIT was presented to every Council, as an information document.¹⁴ The CBIT web page was regularly updated, including relevant links to approved project documents.¹⁵

42. In spite of the pandemic-related challenges since March 2020, the GEF continued to facilitate coordination with other initiatives supporting transparency, including the Initiative for Climate Action Transparency (ICAT), the Coalition on Paris Agreement Capacity Building, the Partnership on Transparency in the Paris Agreement (PATPA), the NDC Partnership, and others.

43. The GEF CEO and Secretariat personnel engaged in various outreach and knowledge exchange opportunities, including the following:

- (a) High-level panel discussion organized by the GEF Secretariat at COP 26 on November 6, 2021 on “Enhancing Climate Ambition through Increased Transparency: Perspectives on the Progress and role of CBIT”.
- (b) Side event organized by UNFCCC at COP 26 on November 6, 2021 on “Support opportunities available to developing country Parties for implementing MRV and ETF”.
- (c) GEF Secretariat collaboration with #Data4BetterClimateAction campaign at COP 26 event on November 9, 2021 on “The value of transparency to advance national priorities while fulfilling climate reporting”.
- (d) EF Secretariat participation in transparency event at COP 26 on November 10, 2022 on “From the BUR to the Preparation of a First BTR: Challenges and

¹⁴ GEF, 2021, [Progress Report on the Capacity-building Initiative for Transparency](#), Council Document GEF/C.61/Inf.15.

¹⁵ The website can be accessed from: <https://www.thegef.org/topics/capacity-building-initiative-transparency-cbit>

Opportunities for Francophone Countries in Africa” organized by the French cluster of PATPA.

- (e) GEF Secretariat participation on March 15, 2022 at a virtual discussion on the Paris Committee on Capacity Building organized by the UNFCCC.
- (f) GEF Secretariat participation at a webinar on March 23, 2022 on “Learning from experiences to increase forest data transparency for climate action” organized by FAO.

44. Opportunities for consultations among partners play an increasingly important role as implementation experiences and lessons learned become available. The GEF is committed to discussing ongoing and planned activities and sharing experiences with partners through available means, particularly to enhance coordination of activities at the country and regional level.

CBIT OUTLOOK

45. After five years of operations, the CBIT is steadily increasing its coverage of countries receiving support: it is now supporting 51.3 percent of Non-Annex I countries under the Convention representing over 73.6 percent of Non-Annex I emissions. The network of CBIT countries includes a representative proportion of LDCs and SIDS, as well as key economies in each region with significant emission profiles.

46. As of March 31, 2022, \$77.6 million have been programmed under the GEF TF for CBIT projects, going beyond the notionally allocated \$55 million for CBIT set-aside resources. The GEF Secretariat reallocated available resources for the remaining GEF-7 period to continue to review and approve new CBIT project proposals as well as BTR support in alignment with its programming directions and in response to COP 26 and the third meeting of the Conference of the Parties serving as the meeting of the parties to the Paris Agreement (CMA 3) guidance (mentioned below).

47. Programming for CBIT resources in the GEF-7 period has progressed rapidly over the last three years, responding to country requests to address their capacity needs and gaps well ahead of the transition to the new transparency regime in 2024. This demand and successful programming have also meant that the notional set-aside resources as agreed for the GEF-7 replenishment have been utilized quickly.

48. At COP 26, CMA 3 welcomed the actions taken by the GEF to provide support to developing countries for the preparation of the BTRs and to build their institutional and technical capacity for the ETF under the Paris Agreement, including through the CBIT. CMA 3 encouraged the GEF, Parties and Implementing Agencies to work collaboratively to ensure that this support is delivered in a timely manner; and requested the GEF to continue to facilitate improved access to the CBIT by developing country Parties. In addition, the CMA also requested the GEF to consider increasing its support for the ETF as part of its eighth replenishment process and to consider combining the application processes for support for producing BTRs,

including by considering raising the funding ceiling of expedited enabling activity projects, and for CBIT projects, as appropriate, and by developing an expedited process for projects related to preparing BTRs.¹⁶

49. Based on two informal consultations¹⁷ among parties by the GEF in 2020 on financial support for BTRs, the GEF Secretariat made support modalities for BTRs available in February 2021. An information note was submitted to the 59th GEF Council, which met in December 2020. Since then, the GEF has started to receive and approve requests for support from developing country Parties for preparing their first BTRs.

50. Additionally, in response to COP 26 guidance, the GEF Secretariat held a third informal consultation¹⁸ among parties to help identify and assess any necessary adjustments to the current operational guidelines and costing related to the support for BTR preparation. The informal meeting was held on February 24, 2022 and was designed to gather information relevant to respond to the guidance received by the GEF at CMA 3.

51. The GEF Secretariat continues to work closely with countries requesting support for BTR preparation. To date, GEF has approved BTR support to eleven countries for twelve BTRs, and nine additional countries have submitted requests for GEF financial support for BTR preparation. In addition, the GEF has worked with UNEP on a large Umbrella Program to be submitted to the 62nd GEF Council Meeting. This Umbrella Program will include funding for up to 62 BTRs, 26 of which have already received a Letter of Endorsement from the respective GEF Operational Focal Point. The GEF Secretariat is working closely with these countries and GEF agencies to provide timely support, with the view to allow sufficient lead time for countries to prepare and submit their first BTR by the due date of no later than December 31, 2024.

52. The Programming Directions for GEF-8, as agreed at the fourth replenishment meeting for GEF-8 held on April 7-8, 2022, included specific provisions for CBIT and BTR support. Donors have exhibited strong support for CBIT. For GEF-8, \$75 million has been notionally allocated for CBIT support, a 36 percent increase from the GEF-7 allocation of \$55 million.

53. In light of the above, strengthened and continued engagement of CBIT is expected in FY 2023. As the 2024 deadline for the submission of the BTR nears, it is anticipated that there will be a growing demand for CBIT to provide support to developing countries to help strengthen the institutional and technical capacities to meet the ETF requirements. Additionally, the GEF Secretariat expects to receive requests for support for a second phase for CBIT projects from

¹⁶ UNFCCC, 2021, [Guidance to the Global Environment Facility](#)

¹⁷ GEF, 2020, [Event: Informal Consultation Meeting on Financial Support for Biennial Transparency Reports under the Paris Climate Agreement](#); and GEF, 2020, [Event: Second Informal Consultation on Financial Support for Biennial Transparency Reports](#)

¹⁸ GEF, 2020, ["Information Note on the Financing of Biennial Transparency Reports for Developing Country Parties to the Paris Agreement"](#). Council document: GEF/C.59/Inf.19.

developing countries. As GEF support for BTR ramps up, there will be opportunities for countries to explore interlinkages and further align their BTR and CBIT projects.

54. As pandemic restrictions are lifted, the GEF Secretariat will explore options for convening the CBIT Global Coordination meeting, and associated consultations in FY 2023. The GEF will continue to facilitate coordination with partners, respond to donor inquiries, and engage with the UNFCCC process and relevant meetings on transparency. Also, the GEF Secretariat will develop and disseminate targeted communication products on the CBIT and good practices, engage in webinars and events to share results and insights, and partner with major multilateral and bilateral transparency initiatives.

55. Finally, the GEF Secretariat will continue to undertake monitoring and review functions of its portfolio in collaboration with the GEF Agencies. Regular reporting on the CBIT progress and results to the GEF Council, UNFCCC bodies, as well as coordination with partners will continue, with additional focus on implementation progress.

ANNEX I: BACKGROUND ON THE CBIT

1. The Paris Agreement was adopted at the Twenty-First Conference of the Parties (COP) to the United Nations Framework Convention on Climate Change (UNFCCC) in December 2015. Paragraph 84 of the COP decision adopting the Paris Agreement decided to establish “a Capacity-building Initiative for Transparency in order to build institutional and technical capacity, both pre- and post-2020” that “will support developing country Parties, upon request, in meeting enhanced transparency requirements as defined in Article 13 of the Agreement in a timely manner.”¹⁹

2. Paragraph 86 of the COP decision urged and requested the Global Environment Facility (GEF) to make arrangements to support the establishment and operation of the Capacity-building Initiative for Transparency (CBIT), including through voluntary contributions to support developing countries during GEF-6 and future replenishment cycles.

¹⁹ UNFCCC, 2015, Decision 1/CP.21

ANNEX II: DESCRIPTION OF CBIT PROJECTS APPROVED SINCE LAST PROGRESS REPORT

1. One new project — Nigeria — has been approved in the reporting period (between October 1, 2021 and March 31, 2022). This section provides a brief overview of this project.

2. Nigeria. *Strengthening the capacity of institutions in Nigeria to implement the transparency requirements of the Paris Agreement* (GEF ID: 10809); Agency: Conservation International; GEF Project Grant: \$1,344,495; Co-Financing: \$80,000. Nigeria is highly vulnerable to climate change since over 70 percent of its population is engaged in the agriculture sector, which tends to be rain-fed. Variations in rainfall, droughts and extreme weather events such as floods can also have an adverse impact on its economic growth. Nigeria submitted its updated NDC in 2021, its Third National Communication in 2020 and its first BUR in 2018. Currently, Nigeria faces several challenges in relation to the transparency framework. The barriers include a weak coordination framework and institutional arrangements, specifically in GHG data collection, management, and monitoring. There is a need to strengthen climate change knowledge architecture in Nigeria to reach policymakers, community-based organizations, students, and researchers, who are in the frontline of delivering adaptation and mitigation projects. Additionally, there is inadequate technical and institutional capacity in the MRV and GHG data management processes, and a need to improve information dissemination and access, and public awareness and understanding of the impacts of climate change. The energy sector is the largest source of GHG emissions, about 60 percent. This CBIT project aims to strengthen the institutional and technical capacity of Nigeria to respond to the transparency requirements of the Paris Agreement. Specifically, the project will result in a strengthened inventory and MRV system in line with UNFCCC requirements; increased data sharing and coordination among key stakeholders and institutions involved in the inventory and MRV system; and increased capacity of stakeholders to collect, process and feed data into the inventory system. Additionally, the project will address a key barrier related to information dissemination by establishing an integrated knowledge management platform for transparency linked to the CBIT global coordination platform.

ANNEX III: LIST OF CBIT APPROVED PROJECTS AS OF MARCH 31, 2022

GEF ID	Country	Agency	Title	Project Status	Source	PIF Approved	CEO endorsement	Total GEF amount ²⁰	Co-financing	Total project cost
9652	Costa Rica	UNEP	Costa Rica's Integrated Reporting and Transparency System	CEO Approved	CBIT TF	11/4/16	1/3/18	\$ 1,090,000	\$ 2,750,000	\$ 3,840,000
9673	South Africa	UNEP	Capacity Building Programme to Implement South Africa's Climate National System	CEO Approved	CBIT TF	11/4/16	10/22/18	\$ 1,237,350	\$ 1,318,969	\$ 2,556,319
9674	Kenya	CI	Strengthening National Institutions in Kenya to Meet the Transparency Requirements of the Paris Agreement and Sharing Best Practices in the East Africa Region	CEO Approved	CBIT TF	11/9/16	12/20/17	\$ 1,144,500	\$ 1,100,000	\$ 2,244,500
9675	Global	UNEP, UNDP	CBIT Global Coordination Platform	CEO Approved	CBIT TF	11/4/16	8/11/17	\$ 1,095,000	\$ 400,000	\$ 1,495,000
9739	Uruguay	UNDP	Building institutional and technical capacities to enhance transparency in the framework of the Paris Agreement	CEO Approved	CBIT TF	3/6/17	2/16/18	\$ 1,231,875	\$ 760,000	\$ 1,991,875

²⁰ This amount includes GEF project financing, agency fees, PPG and PPG fees.

GEF ID	Country	Agency	Title	Project Status	Source	PIF Approved	CEO endorsement	Total GEF amount ²⁰	Co-financing	Total project cost
9814	Uganda	CI	Strengthening the Capacity of Institutions in Uganda to comply with the Transparency Requirements of the Paris Agreement	CEO Approved	CBIT TF	5/9/17	5/22/18	\$ 1,253,500	\$ 619,455	\$ 1,872,955
9820	Ghana	UNEP	Strengthening Ghana's National Capacity for Transparency and Ambitious Climate Reporting	CEO Approved	CBIT TF	5/15/17	11/19/18	\$ 1,237,350	\$ 1,177,500	\$ 2,414,850
9828	Cote d'Ivoire	UNDP	Strengthening the Transparency System for Enhanced Climate Action in Côte d'Ivoire	CEO Approved	CBIT TF	10/26/17	4/3/19	\$ 1,303,050	\$ 210,000	\$ 1,513,050
9833	Papua New Guinea	FAO	Strengthening capacity in the agriculture and land-use sectors for enhanced transparency in implementation and monitoring of Nationally Determined Contributions (NDCs) under the Paris Agreement in Papua New Guinea	CEO Approved	CBIT TF	6/12/17	10/29/18	\$ 1,000,000	\$ 2,600,000	\$ 3,600,000

GEF ID	Country	Agency	Title	Project Status	Source	PIF Approved	CEO endorsement	Total GEF amount ²⁰	Co-financing	Total project cost
9834	Mongolia	FAO	Strengthening capacity in the agriculture and land-use sectors in Mongolia for enhanced transparency in implementation and monitoring of Mongolia's Nationally Determined Contribution (NDC) under the Paris Agreement	CEO Approved	CBIT TF	6/1/17	11/26/18	\$ 1,000,000	\$ 460,000	\$ 1,460,000
9835	Chile	UNEP	Strengthening Chile's Nationally Determined Contribution (NDC) Transparency Framework	CEO Approved	CBIT TF	6/1/17	3/15/18	\$ 1,381,890	\$ 870,000	\$ 2,251,890
9837	Cambodia	FAO	Strengthening capacity in the agriculture and land-use sectors for enhanced transparency in implementation and monitoring of Cambodia's Nationally Determined Contribution (NDC)	CEO Approved	CBIT TF	6/1/17	10/29/18	\$ 1,000,000	\$ 2,131,331	\$ 3,131,331
9849	Antigua and Barbuda	UNEP	Capacity Building for Improved Transparency on Climate Actions through an Environment Registry in Antigua & Barbuda	CEO Approved	CBIT TF	4/9/18	7/19/19	\$ 1,149,750	\$ 200,000	\$ 1,349,750
9864	Global	FAO	Global capacity-building products towards enhanced transparency in the AFOLU sector (CBIT-AFOLU)	CEO Approved	CBIT TF	8/15/17	10/23/18	\$ 2,000,000	\$ 3,000,000	\$ 5,000,000

GEF ID	Country	Agency	Title	Project Status	Source	PIF Approved	CEO endorsement	Total GEF amount ²⁰	Co-financing	Total project cost
9869	Dominican Republic	UNEP	Strengthening the capacity of the Dominican Republic to generate climate information and knowledge in the framework of the Paris Agreement	CEO Approved	CBIT TF	6/6/18	3/28/20	\$ 1,237,350	\$ 360,000	\$ 1,597,350
9872	Peru	UNEP	Capacity Building for Peru's transparency system for climate change mitigation and adaptation	CEO Approved	CBIT TF	9/25/17	3/20/19	\$ 1,367,655	\$ 700,000	\$ 2,067,655
9923	Liberia	CI	Building and strengthening Liberia's national capacity to implement the transparency elements of the Paris Climate Agreement	CEO Approved	CBIT TF	11/16/17	10/29/18	\$ 1,520,000	\$ 1,600,000	\$ 3,120,000
9925	Lebanon	UNDP	Establishing Lebanon's Transparency Framework	PIF Approved	CBIT TF	11/1/17		\$ 1,084,050	\$ 632,000	\$ 1,716,050
9942	Honduras	UNEP	Support in the design and implementation of the integrated monitoring system of climate change for Honduras	CEO Approved	CBIT TF	6/5/18	9/10/20	\$ 1,171,650	\$ 150,000	\$ 1,321,650
9948	Madagascar	CI	Building and Strengthening Madagascar's National Capacity to Implement the Transparency Elements of the Paris Agreement	CEO Approved	CBIT TF	3/28/18	6/24/19	\$ 1,520,000	\$ 180,590	\$ 1,700,590

GEF ID	Country	Agency	Title	Project Status	Source	PIF Approved	CEO endorsement	Total GEF amount ²⁰	Co-financing	Total project cost
9955	Argentina	UNEP	Strengthening Argentina's Transparency Framework on GHG Inventories and Mitigation	CEO Approved	CBIT TF	1/16/18	7/19/19	\$ 2,244,531	\$ 350,000	\$ 2,594,531
9966	Bosnia and Herzegovina	UNDP	Integrated reporting and transparency system of Bosnia and Herzegovina	CEO Approved	CBIT TF	5/25/18	7/6/20	\$ 1,335,900	\$ 250,000	\$ 1,585,900
9967	Ethiopia	UNDP	Capacity-building program to comply with the Paris Agreement and implement its transparency requirements at the national level	CEO Approved	CBIT TF	3/28/18	8/6/19	\$ 1,331,520	\$ 192,000	\$ 1,523,520
9970	Cuba	FAO	Enhancing Cuba's institutional and technical capacities in the agriculture and land-use sectors for enhanced transparency under the Paris Agreement.	CEO Approved	CBIT TF	6/8/18	8/22/20	\$ 1,000,000	\$ 650,000	\$ 1,650,000
9986	Bangladesh	FAO	Strengthening capacity for monitoring environmental emissions under the Paris Agreement in Bangladesh	CEO Approved	CBIT TF	5/31/18	8/6/19	\$ 1,000,000	\$ 1,000,000	\$ 2,000,000
9997	Rwanda	CI	Strengthening the Capacity of Institutions in Rwanda to implement the Transparency Requirements of the Paris Agreement	CEO Approved	CBIT TF	3/28/18	8/7/19	\$ 1,144,500	\$ 100,000	\$ 1,244,500

GEF ID	Country	Agency	Title	Project Status	Source	PIF Approved	CEO endorsement	Total GEF amount ²⁰	Co-financing	Total project cost
10002	Swaziland (Eswatini)	UNEP	Capacity Building for Enhanced Transparency in Climate Change Monitoring, Reporting and Verification	CEO Approved	CBIT TF	3/28/18	8/2/19	\$ 1,133,325	\$ 270,000	\$ 1,403,325
10004	Morocco	UNDP	Developing an integrated transparency framework for NDC planning and monitoring	CEO Approved	CBIT TF	6/6/18	6/9/20	\$ 1,675,350	\$ 300,000	\$ 1,975,350
10014	Jamaica	IADB	Strengthening Jamaica's Capacity to meet transparency requirements under the Paris Agreement	CEO Approved	CBIT TF	5/21/18	10/22/19	\$ 1,423,500	\$ 180,500	\$ 1,604,000
10021	Montenegro	UNDP	Strengthening Nationally Determined Contribution (NDC) and Adaptation Activities Transparency Framework	CEO Approved	CBIT TF	5/18/18	6/10/21	\$ 1,204,500	\$ 290,000	\$ 1,494,500
10023	Panama	UNEP	Development of the National Framework for Climate Transparency of Panama	CEO Approved	CBIT TF	6/5/18	6/8/20	\$ 985,500	\$ 150,000	\$ 1,135,500
10025	Burkina Faso	UNEP	Capacity building for Burkina Faso's transparency system for climate change mitigation and adaptation	CEO Approved	CBIT TF	6/5/18	8/2/19	\$ 1,346,850	\$ 150,000	\$ 1,496,850
10026	Togo	UNEP	Togo Climate Transparency Framework	CEO Approved	CBIT TF	6/6/18	3/28/20	\$ 1,160,992	\$ 300,000	\$ 1,460,992

GEF ID	Country	Agency	Title	Project Status	Source	PIF Approved	CEO endorsement	Total GEF amount ²⁰	Co-financing	Total project cost
10027	Sierra Leone	UNEP	Building and strengthening Sierra Leone's national capacity to implement the transparency elements of the Paris Agreement	CEO Approved	CBIT TF	6/8/18	1/8/20	\$ 1,526,972	\$ 200,000	\$ 1,726,972
10028	Georgia	UNEP	Georgia's Integrated Transparency Framework for Implementation of the Paris Agreement	CEO Approved	CBIT TF	6/6/18	8/2/19	\$ 1,127,850	\$ 452,340	\$ 1,580,190
10029	Serbia	UNDP	Capacity Building to Enhance Transparency Framework for the Republic of Serbia under the framework of the Paris Agreement	CEO Approved	CBIT TF	5/18/18	1/11/19	\$ 1,204,500	\$ 100,000	\$ 1,304,500
10031	Mexico	IADB	Transparency under the Paris Agreement: National and Subnational Contribution and Tracking towards Mexico's NDC	CEO Approved	CBIT TF	6/6/18	12/2/20	\$ 2,050,000	\$ 1,250,000	\$ 3,300,000
10039	Lao PDR	UNEP	Strengthening Lao PDR's institutional capacity to comply with the Enhanced Transparency Framework under the Paris Agreement	CEO Approved	CBIT TF	6/5/18	7/24/19	\$ 1,357,800	\$ 150,000	\$ 1,507,800
10040	Sri Lanka	FAO	Enhancing and bridging knowledge gaps in Sri Lanka's NDC implementation of AFOLU sector for Enhanced	CEO Approved	CBIT TF	5/25/18	12/21/20	\$ 1,000,000	\$ 1,796,000	\$ 2,796,000

GEF ID	Country	Agency	Title	Project Status	Source	PIF Approved	CEO endorsement	Total GEF amount ²⁰	Co-financing	Total project cost
			Transparency Framework (ETF)							
10042	Macedonia	UNDP	Strengthening Institutional and Technical Macedonian Capacities to Enhance Transparency in the Framework of the Paris Agreement	CEO Approved	CBIT TF	6/5/18	3/1/19	\$ 1,445,400	\$ 1,410,000	\$ 2,855,400
10043	Azerbaijan	UNEP	Capacity Building to Meet enhanced Transparency Framework of the Paris Agreement	CEO Approved	CBIT TF	6/8/18	2/3/20	\$ 1,470,585	\$ 350,000	\$ 1,820,585
10071	Global	FAO	Building global capacity to increase transparency in the forest sector (CBIT-Forest)	CEO Approved	CBIT TF	10/23/18	10/22/19	\$ 1,901,270	\$ 5,200,000	\$ 7,101,270
10088	Global	UNEP	Global Capacity Building Initiative for Transparency (CBIT) Platform Phase II B: Unified Support Platform and Program for Article 13 of the Paris Agreement	CEO Approved	GEF-7	12/19/19	12/18/21	\$ 7,246,214	\$ 900,000	\$ 8,146,214
10093	Regional	CI	Regional capacity building of COMESA member states in Eastern and Southern Africa for enhanced transparency in Climate Change Monitoring, Reporting and Verification	CEO Approved	GEF-7	6/13/19	6/8/21	\$ 4,733,710	\$ 1,546,000	\$ 6,279,710

GEF ID	Country	Agency	Title	Project Status	Source	PIF Approved	CEO endorsement	Total GEF amount ²⁰	Co-financing	Total project cost
			as defined in the Paris Agreement.							
10118	Nicaragua	FAO	Strengthen institutional and technical capacities in the agricultural and forestry sectors of Nicaragua to respond to the requirements of the enhanced transparency framework under the Paris Agreement.	CEO Approved	CBIT TF	10/30/18	8/24/20	\$ 1,000,000	\$ 309,600	\$ 1,309,600
10120	Equatorial Guinea	FAO	Enhancing Equatorial Guinea's institutional and technical capacity in the agriculture, forestry and other land-use sector for enhanced transparency under the Paris Agreement	CEO Approved	GEF-7	6/27/19	5/19/20	\$ 1,000,000	\$ 536,896	\$ 1,536,896
10121	Colombia	UNDP	Colombia's 2030 MRV Strategic Vision	CEO Approved	GEF-7	12/20/18	8/25/21	\$ 4,206,497	\$ 1,810,138	\$ 6,016,635
10128	Global	UNEP	Global Capacity Building Initiative for Transparency (CBIT) Platform Phase II: Unified Support Platform and Program for Article 13 of the Paris Agreement	CEO Approved	CBIT TF	10/30/18	7/12/21	\$ 2,244,750	\$ 400,000	\$ 2,644,750
10138	Armenia	UNDP	Building Armenia's national transparency framework under Paris Agreement	CEO Approved	GEF-7	4/17/19	5/19/20	\$ 1,084,050	\$ 570,000	\$ 1,654,050

GEF ID	Country	Agency	Title	Project Status	Source	PIF Approved	CEO endorsement	Total GEF amount ²⁰	Co-financing	Total project cost
10149	Malawi	UNEP	Malawi Climate Transparency Framework	CEO Approved	GEF-7	8/6/19	1/22/21	\$ 1,211,070	\$ 150,000	\$ 1,361,070
10150	Thailand	UNEP	Strengthening Thailand's institutional and technical capacities to comply with the Enhanced Transparency Framework of the Paris Agreement	CEO Approved	GEF-7	9/25/19	3/23/21	\$ 2,234,895	\$ 2,027,293	\$ 4,262,188
10155	Afghanistan	FAO	Strengthening capacity in the agriculture, land-use and other sectors for monitoring and reporting on Afghanistan's mitigation and adaptation targets	CEO Approved	GEF-7	5/29/19	11/20/20	\$ 1,533,000	\$ 1,500,000	\$ 3,033,000
10156	Benin	FAO	Strengthening capacity in the agriculture, forestry and other land-use sector for enhanced transparency in the implementation and monitoring of Benin's Nationally Determined Contribution	CEO Approved	GEF-7	9/25/19	3/31/21	\$ 1,500,000	\$ 460,000	\$ 1,960,000
10157	Namibia	UNDP	Enhancing Namibia's capacity to establish a comprehensive Transparency Framework for Monitoring, Reporting and Verification (MRV) of climate actions and reporting on NDC	CEO Approved	GEF-7	8/6/19	11/25/20	\$ 1,259,250	\$ 60,000	\$ 1,319,250

GEF ID	Country	Agency	Title	Project Status	Source	PIF Approved	CEO endorsement	Total GEF amount ²⁰	Co-financing	Total project cost
			implementation under the Paris Agreement							
10194	India	UNDP	Capacity-building for establishing an Integrated and Enhanced Transparency Framework for Climate actions and support measures	CEO Approved	GEF-7	6/13/19	11/3/21	\$ 4,270,500	\$ 1,000,000	\$ 5,270,500
10227	China	FECO	China Capacity Building for Enhanced Transparency Phase I	CEO Approved	GEF-7	6/27/19	12/21/20	\$ 1,853,000	\$ 1,437,000	\$ 3,290,000
10260	Mauritius	UNDP	Strengthening the national greenhouse gas inventory of the Republic of Mauritius to improve climate reporting and transparency	CEO Approved	GEF-7	10/3/19	6/3/21	\$ 1,445,236	\$ 798,500	\$ 2,243,736
10305	Guatemala	UNDP	Strengthening Guatemala's transparency framework through capacity building to implement the Paris Agreement	CEO Approved	GEF-7	1/9/20	7/14/21	\$ 1,697,250	\$ 300,000	\$ 1,997,250
10308	Indonesia	UNDP	Strengthening the Capacity of Institutions in Indonesia to comply with the Transparency Requirements of the Paris Agreement (CBIT)	CEO Approved	GEF-7	10/22/19	7/16/21	\$ 2,135,250	\$ 2,755,000	\$ 4,890,250

GEF ID	Country	Agency	Title	Project Status	Source	PIF Approved	CEO endorsement	Total GEF amount ²⁰	Co-financing	Total project cost
10317	Maldives	UNEP	Capacity Strengthening for Improved Transparency of Climate Change Mitigation and Adaptation Actions in the Maldives	CEO Approved	GEF-7	12/11/19	6/7/21	\$ 1,645,237	\$ 440,000	\$ 2,085,237
10318	Haiti	UNDP	Strengthening National Institutions in Haiti to meet the Transparency Requirements of the Paris Agreement	CEO Approved	GEF-7	10/22/19	8/31/21	\$ 1,500,150	\$ 40,000	\$ 1,540,150
10342	Paraguay	UNEP	Establish an integral MRV/M&E system to enhance climate transparency in Paraguay	CEO Approved	GEF-7	12/13/19	4/20/21	\$ 2,066,813	\$ 350,000	\$ 2,416,813
10355	Vietnam	UNDP	Strengthen Viet Nam's capacities to manage data flows and report information adequately to fulfill the enhanced transparency framework of the Paris Agreement requirements	CEO Approved	GEF-7	6/17/20	9/27/21	\$ 2,244,173	\$ 3,175,000	\$ 5,419,173
10427	Bahamas	UNEP	Building the Bahamas capacity in transparency for climate change mitigation and adaptation	CEO Approved	GEF-7	7/21/20	7/12/21	\$ 1,537,599	\$ 338,333	\$ 1,875,932
10428	Mauritania	UNEP	Strengthening Mauritania's national capacity for transparency and ambitious climate reporting	CEO Approved	GEF-7	11/25/20	11/19/21	\$ 1,261,659	\$ 161,450	\$ 1,423,109

GEF ID	Country	Agency	Title	Project Status	Source	PIF Approved	CEO endorsement	Total GEF amount ²⁰	Co-financing	Total project cost
10429	Zimbabwe	UNEP	Strengthening the Capacity of Institutions in Zimbabwe to conform to the Transparency Requirements of the Paris Agreement	CEO Approved	GEF-7	7/21/20	7/8/21	\$ 1,379,700	\$ 355,600	\$ 1,735,300
10446	Cameroon	UNEP	Capacity-building for transparency in NDC implementation in Cameroon	CEO Approved	GEF-7	10/21/20	3/10/22	\$ 1,804,012	\$ 311,000	\$ 2,115,012
10449	Fiji	UNEP	Strengthen capacity to ensure transparency of action implemented and support received to implement Fiji's Nationally Determined Contributions (NDCs) and Low Emissions Development Strategy (LEDS)	CEO Approved	GEF-7	4/2/20	8/30/21	\$ 1,615,125	\$ 100,000	\$ 1,715,125
10479	Sudan	UNDP	Sudan's Capacity Building Initiative for Transparency Project	CEO Approved	GEF-7	7/1/20	11/19/21	\$ 1,409,265	\$ 400,000	\$ 1,809,265
10485	Gambia	CI	Strengthening capacity of institutions in The Gambia to meet transparency requirements of the Paris Agreement	CEO Approved	GEF-7	7/2/20	9/3/21	\$ 1,253,500	\$ 145,000	\$ 1,398,500
10596	Trinidad and Tobago	UNEP	Strengthening Trinidad and Tobago's capacity in transparency for climate	CEO Approved	GEF-7	7/2/20	7/12/21	\$ 1,210,413	\$ 385,672	\$ 1,596,085

GEF ID	Country	Agency	Title	Project Status	Source	PIF Approved	CEO endorsement	Total GEF amount ²⁰	Co-financing	Total project cost
			change mitigation and adaptation							
10635	Lesotho	UNEP	Enabling Lesotho's Enhanced Transparency Framework	PIF Approved	GEF-7	8/5/21		\$ 1,349,588	\$ 217,800	\$ 1,567,388
10648	Burundi	UNEP	Building Capacities in Burundi to implement the Enhanced Transparency Framework under the Paris Agreement	PIF Approved	GEF-7	7/8/21		\$ 1,399,410	\$ 123,000	\$ 1,522,410
10668	Tanzania	UNEP	Tanzania's Climate Enhanced Transparency Framework (ETF)	PIF Approved	GEF-7	8/20/21		\$ 1,307,430	\$ 113,850	\$ 1,421,280
10669	Bhutan	FAO	Strengthening institutional and technical capacities for enhanced transparency in implementation and monitoring of Bhutan's Nationally Determined Contribution (NDC)	CEO Approved	GEF-7	2/23/21	2/8/22	\$ 2,000,000	\$ 1,895,600	\$ 3,895,600
10734	Democratic Republic of Congo	FAO	Strengthening capacities in the Agriculture, Forestry and Other Land Use sector of the Democratic Republic of the Congo to enhance transparency and tracking of the Nationally Determined Contribution under the Paris Agreement	CEO Approved	GEF-7	3/1/21	1/24/22	\$ 2,190,000	\$ 105,428	\$ 2,295,428

GEF ID	Country	Agency	Title	Project Status	Source	PIF Approved	CEO endorsement	Total GEF amount ²⁰	Co-financing	Total project cost
10760	Solomon Islands	FAO	Strengthening capacity in the agriculture and land-use as well as energy sectors in Solomon Islands for enhanced transparency in implementation and monitoring of Solomon Island's Nationally Determined Contribution (NDC)	PIF Approved	GEF-7	7/14/21		\$ 1,300,000	\$ 2,676,857	\$ 3,976,857
10761	Vanuatu	FAO	Strengthening capacity in the Energy, Agriculture, Forestry and other Land-use sectors for Enhanced Transparency in the Implementation and Monitoring of Vanuatu's Nationally Determined Contribution	PIF Approved	GEF-7	7/22/21		\$ 1,300,000	\$ 2,994,500	\$ 4,294,500
10772	Uzbekistan	FAO	Capacity building to establish an integrated and enhanced transparency framework in Uzbekistan to track the national climate actions and support measures received	PIF Approved	GEF-7	8/20/21		\$ 1,500,000	\$ 500,000	\$ 2,000,000

GEF ID	Country	Agency	Title	Project Status	Source	PIF Approved	CEO endorsement	Total GEF amount ²⁰	Co-financing	Total project cost
10809	Nigeria	CI	Strengthening the capacity of institutions in Nigeria to implement the transparency requirements of the Paris Agreement	PIF Approved	GEF-7	12/21/21		\$ 1,520,000	\$ 80,000	\$ 1,600,000
10818	Ecuador	UNEP	Implementing Ecuador's Transparency System	PIF Approved	GEF-7	7/8/21		\$ 2,231,610	\$ 1,080,057	\$ 3,311,667