



COUNTRY FACTSHEET TRINIDAD AND TOBAGO

Up to date as of December 02, 2022

Country Focal Points


| Operational Focal Point | Political Focal Point |
|---|--|
| Mr. Hayden ROMANO Managing Director Environmental Management Authority | Ms. Joanne DEORAJ .. Ministry of Planning and Development |

GEF-8 Allocations and Commitments

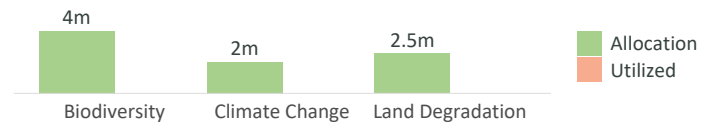
Trinidad and Tobago has utilized 0 percent of its STAR resources and has **\$8.5 million available for use** out of its \$8.5 million allocation. This utilization rate is lower than the average of GEF countries standing at 0.8 percent.

Utilization of STAR resources

Each dot represents the share of allocated STAR resources utilized by country.



Utilization of resources in \$m by focal area.



Additional GEF resources

The following presents commitments made under additional focal areas, set asides and GEF-managed trust funds. Financing amounts represent the full project financing.


| Type (\$m) | Resources |
|--------------------------|-----------|
| Chemicals and Waste | .. |
| International Waters | .. |
| Impact Program Incentive | .. |
| Enabling Activity | .. |

| Type (\$m) | Approved | Allocation |
|---------------------------------------|----------|------------|
| Least Developed Countries Fund (LDCF) | .. | .. |
| Special Climate Change Fund (SCCF) | .. | .. |

GEF-7 Portfolio Progress

Trinidad and Tobago has disbursed 0 percent or \$0 million out of its \$4.8 million active GEF-7 commitments in national projects.

Distribution of GEF-7 projects by status

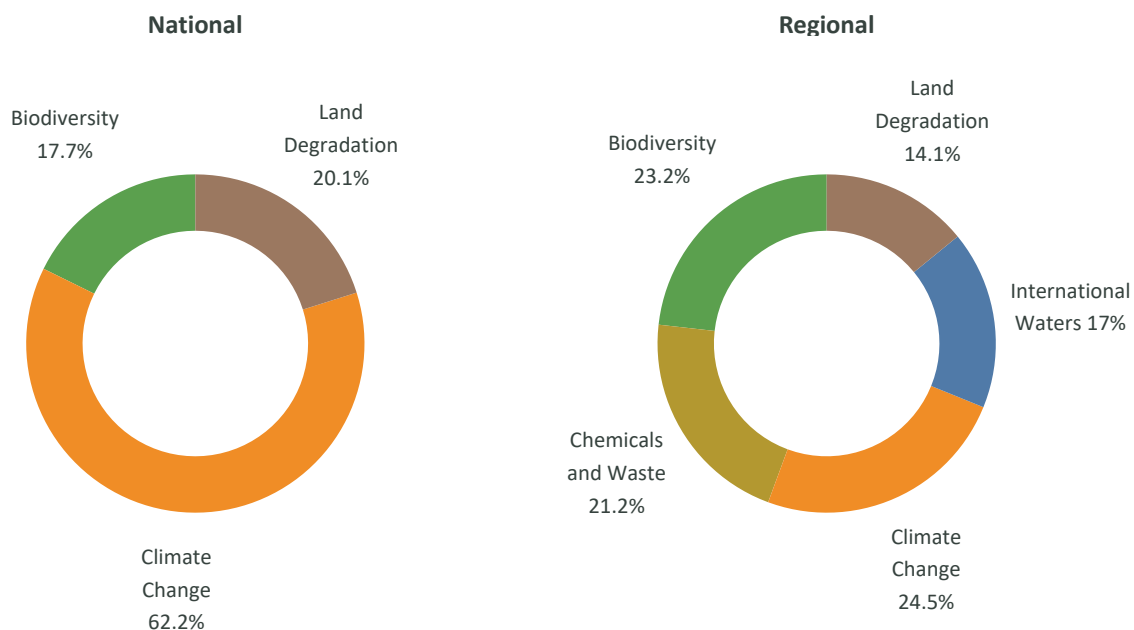


Portfolio of Ongoing Projects


Portfolio of projects across GEF-managed Trust Funds

| | Number | GEF financing (\$m) | Co-financing ratio (1:X) |
|--------------------------------|--------|---------------------|--------------------------|
| GEF TRUST FUND | | | |
| National projects | 5 | 10.9 | 3.7 |
| Regional projects | 11 | 155.3 | 2.9 |
| GEF-MANAGED TRUST FUNDS | | | |
| LDCF projects | 0 | 0.0 | .. |
| SCCF projects | 0 | 0.0 | .. |

Distribution by Focal Area



Distribution by Agency



Progress

| | Key indicators | | Projects rated Moderately Satisfactory or above | |
|-------------------|-----------------------|--------------------|---|--------------------------|
| | Disbursement rate (%) | Average age (year) | Implementation progress (%) | Development outcomes (%) |
| National projects | 5 | 6 | 100 | 100 |
| Regional projects | 18 | 6 | 100 | 100 |

List of projects by status

| GEFID | Type | Trust fund/phase | National or Regional | GEF financing amount | Focal area | Lead Agency | Status | Dates | | Time to (in number of years) | | | | Ratings | | Disbrst. rate (%) |
|--|------|------------------|----------------------|----------------------|----------------------|-------------|-------------------------|--------------|----------------------------|------------------------------|-----|----------------|--------------|-------------------------|-------------------------|-------------------|
| | | | | | | | | PIF Approval | CEO Endorsement / Approval | 1st Disbrst. | MTR | Terminal Eval. | Fin. Closure | Implm. Progress | Dvp. Outcome | |
| Promoting decarbonization with geothermal energy and green hydrogen in LAC | | | | | | | | | | | | | | | | |
| 10656 | FSP | GEF - 7 / GET | Regional | 13,400,000 | Climate Change | IADB | PIF Rejected | .. | .. | .. | .. | .. | .. | .. | .. | .. |
| Strategies, technologies and social solutions to manage bycatch in tropical Large Marine Ecosystem Fisheries (REBYC-III CLME+) | | | | | | | | | | | | | | | | |
| 10857 | FSP | GEF - 7 / GET | Regional | 5,329,452 | International Waters | FAO | Council Approved | 2021-11-08 | .. | .. | .. | .. | .. | .. | .. | .. |
| Implementing Sustainable Low and Non-Chemical Development in SIDS (ISLANDS) | | | | | | | | | | | | | | | | |
| 10185 | PFD | GEF - 7 / GET | Global | 75,000,000 | Chemicals and Waste | UNEP | Council Approved | 2019-05-14 | .. | .. | .. | .. | .. | .. | .. | .. |
| Climate Change Enabling Activity (Additional Financing for Capacity Building in Priority Areas) | | | | | | | | | | | | | | | | |
| 1913 | EA | GEF - 3 / GET | National | .. | Climate Change | UNDP | Council Approved | 2003-06-13 | .. | .. | .. | .. | .. | .. | .. | .. |
| Building Capacity for Conducting Vulnerability and Adaptation Assessments in the Caribbean Region | | | | | | | | | | | | | | | | |
| 41 | EA | GEF - 2 / GET | Regional | .. | Climate Change | UNDP | Council Approved | 1999-12-23 | .. | .. | .. | .. | .. | .. | .. | .. |
| Enhancing capacity for the adoption and implementation of EAF in the shrimp and groundfish fisheries of the North Brazil Shelf Large Marine Ecosystem (EAF4SG) | | | | | | | | | | | | | | | | |
| 10919 | MSP | GEF - 7 / GET | Regional | 1,776,484 | International Waters | FAO | CEO Endorsement Pending | .. | .. | .. | .. | .. | .. | .. | .. | .. |
| Protecting and Restoring the Ocean's natural Capital, building Resilience and supporting region-wide Investments for sustainable Blue socio-Economic development (PROCARIBE+) | | | | | | | | | | | | | | | | |
| 10800 | FSP | GEF - 7 / GET | Regional | 15,429,817 | International Waters | UNDP | CEO Endorsement Pending | 2021-05-17 | .. | .. | .. | .. | .. | .. | .. | .. |
| Global Biodiversity Framework Early Action Support (Global 6) | | | | | | | | | | | | | | | | |
| 11028 | EA | GEF - 7 / GET | Global | 1,917,811 | Biodiversity | UNDP | CEO Endorsement Cleared | .. | .. | .. | .. | .. | .. | .. | .. | .. |
| Strengthening national-level institutional and professional capacities of country Parties towards enhanced UNCCD monitoring and reporting – GEF 7 EA Umbrella II | | | | | | | | | | | | | | | | |
| 10960 | EA | GEF - 7 / GET | Global | 1,954,338 | Land Degradation | UNEP | CEO Endorsement Cleared | .. | .. | .. | .. | .. | .. | .. | .. | .. |
| ISLANDS-Caribbean Incubator Facility | | | | | | | | | | | | | | | | |
| 10258 | FSP | GEF - 7 / GET | Regional | 10,000,000 | Chemicals and Waste | IADB | CEO Endorsement Cleared | 2019-07-24 | 2021-07-10 | .. | .. | .. | .. | .. | .. | .. |
| BIOREACH: Biodiversity Conservation and Agroecological Land Restoration in Productive Landscapes of Trinidad and Tobago | | | | | | | | | | | | | | | | |
| 10188 | FSP | GEF - 7 / GET | National | 3,752,162 | Multi Focal Area | FAO | CEO Endorsement Cleared | 2019-05-14 | 2021-07-29 | .. | .. | .. | .. | .. | .. | .. |
| Strengthening Trinidad and Tobago's capacity in transparency for climate change mitigation and adaptation | | | | | | | | | | | | | | | | |
| 10596 | MSP | GEF - 7 / GET | National | 1,060,400 | Climate Change | UNEP | Under Implementation | 2021-07-10 | .. | .. | .. | .. | .. | .. | .. | .. |
| ISLANDS - Caribbean Child Project | | | | | | | | | | | | | | | | |
| 10279 | FSP | GEF - 7 / GET | Regional | 11,000,000 | Chemicals and Waste | UNEP | Under Implementation | 2019-07-02 | 2021-05-28 | 2.2 | .. | .. | .. | Moderately Satisfactory | Moderately Satisfactory | 1 |
| GEF Support to UNCCD 2018 National Reporting Process - Umbrella III | | | | | | | | | | | | | | | | |

List of projects by status *(continued)*

| GEFID | Type | Trust fund/phase | National or Regional | GEF financing amount | Focal area | Lead Agency | Status | Dates | | Time to (in number of years) | | | | Ratings | | Disbrst. rate (%) |
|---|------|------------------|----------------------|----------------------|---------------------|-------------|----------------------|--------------|----------------------------|------------------------------|-----|----------------|--------------|-------------------------|-------------------------|-------------------|
| | | | | | | | | PIF Approval | CEO Endorsement / Approval | 1st Disbrst. | MTR | Terminal Eval. | Fin. Closure | Implm. Progress | Dvp. Outcome | |
| 10003 | EA | GEF - 6 / GET | Global | 1,981,735 | Land Degradation | UNEP | Under Implementation | 2018-04-02 | .. | 0.1 | .. | .. | .. | Satisfactory | Satisfactory | 80 |
| Energy Efficiency through the Development of Low-carbon RAC Technologies in Trinidad and Tobago | | | | | | | | | | | | | | | | |
| 9789 | FSP | GEF - 6 / GET | National | 5,152,392 | Climate Change | UNDP | Under Implementation | 2017-11-30 | 2020-03-04 | 2.9 | .. | .. | .. | Moderately Satisfactory | Moderately Satisfactory | 10 |
| CRew+: An Integrated Approach to Water and Wastewater Management Using Innovative Solutions and Promoting Financing Mechanisms in the Wider Caribbean Region | | | | | | | | | | | | | | | | |
| 9601 | FSP | GEF - 6 / GET | Regional | 14,943,938 | Multi Focal Area | IADB | Under Implementation | 2017-11-30 | 2019-11-14 | 2.5 | 4.3 | .. | .. | Satisfactory | Satisfactory | 30 |
| Technology Needs Assessments - Phase III (TNA Phase III) | | | | | | | | | | | | | | | | |
| 9452 | FSP | GEF - 6 / GET | Global | 6,210,000 | Climate Change | UNEP | Under Implementation | 2016-06-09 | 2018-03-13 | 2.1 | 3.7 | .. | .. | Moderately Satisfactory | Satisfactory | 76 |
| Preparation of Trinidad and Tobago's Third National Communication and First Biennial Update Report to the UNFCCC | | | | | | | | | | | | | | | | |
| 6938 | EA | GEF - 6 / GET | National | 952,000 | Climate Change | UNDP | Under Implementation | 2014-11-26 | .. | 2.8 | .. | .. | .. | .. | .. | 87 |
| Development and Implementation of a Sustainable Management Mechanism for POPs in the Caribbean | | | | | | | | | | | | | | | | |
| 5558 | FSP | GEF - 5 / GET | Regional | 8,839,000 | POPs | UNIDO | Under Implementation | 2013-11-07 | 2015-05-26 | 1.9 | 5.8 | .. | .. | Satisfactory | Satisfactory | 93 |
| Integrating Water, Land and Ecosystems Management in Caribbean Small Island Developing States (IWEco) | | | | | | | | | | | | | | | | |
| 4932 | FSP | GEF - 5 / GET | Regional | 20,722,571 | Multi Focal Area | UNEP | Under Implementation | 2012-06-07 | 2015-04-14 | 4.9 | .. | .. | .. | Moderately Satisfactory | Moderately Satisfactory | 46 |
| GEF SGP Fifth Operational Phase - Implementing the Program Using STAR Resources II | | | | | | | | | | | | | | | | |
| 4678 | FSP | GEF - 5 / GET | Global | 72,851,267 | Multi Focal Area | UNDP | Under Implementation | 2013-04-12 | 2013-05-09 | -1.8 | .. | .. | .. | .. | .. | .. |
| Energy for Sustainable Development in Caribbean Buildings | | | | | | | | | | | | | | | | |
| 4171 | FSP | GEF - 4 / GET | Regional | 4,859,000 | Climate Change | UNEP | Under Implementation | 2010-03-17 | 2012-08-26 | 2.9 | 6.8 | 12.5 | .. | .. | .. | .. |
| LDC/SIDS Portfolio Project: Capacity building for Sustainable Land Management in Trinidad & Tobago | | | | | | | | | | | | | | | | |
| 3509 | MSP | GEF - 3 / GET | National | 0 | Land Degradation | UNDP | Under Implementation | 2004-09-21 | .. | .. | .. | .. | .. | .. | .. | .. |
| Support to Eligible Parties to Produce the Sixth National Report to the CBD (6NR - LAC-II) | | | | | | | | | | | | | | | | |
| 9840 | MSP | GEF - 6 / GET | Global | 1,501,500 | Biodiversity | UNDP | Project Implemented | 2017-06-01 | .. | 0.5 | .. | 3.1 | .. | .. | .. | .. |
| Development of Minamata Initial Assessment in the Caribbean (Trinidad and Tobago, Jamaica, St Kitts and Nevis, St Lucia) | | | | | | | | | | | | | | | | |
| 9455 | EA | GEF - 6 / GET | Regional | 600,000 | Chemicals and Waste | UNEP | Project Implemented | 2016-06-02 | .. | 0.2 | .. | .. | .. | .. | .. | .. |
| Support to Preparation of the Third National Biosafety Reports to the Cartagena Protocol on Biosafety - GRULAC and CEE REGIONS | | | | | | | | | | | | | | | | |
| 9119 | MSP | GEF - 6 / GET | Regional | 1,152,950 | Biodiversity | UNEP | Project Implemented | 2015-05-10 | .. | 0.3 | .. | 5.1 | .. | .. | .. | .. |
| Capacity Development for Improved Management of Multilateral Environmental Agreements for Global Environmental Benefits | | | | | | | | | | | | | | | | |
| 5847 | MSP | GEF - 5 / GET | National | 1,207,800 | Multi Focal Area | UNDP | Project Implemented | 2015-06-24 | .. | 2.8 | .. | 6.2 | .. | .. | .. | .. |
| Advancing the Nagoya Protocol in Countries of the Caribbean Region | | | | | | | | | | | | | | | | |
| 5774 | MSP | GEF - 5 / GET | Regional | 1,826,000 | Biodiversity | UNEP | Project Implemented | 2015-07-22 | .. | 0.6 | 2.2 | 4.7 | .. | .. | .. | .. |
| Climate Change Adaptation in the Eastern Caribbean Fisheries Sector | | | | | | | | | | | | | | | | |
| 5667 | FSP | GEF - 5 / SCCF | Regional | 5,460,000 | Climate Change | FAO | Project Implemented | 2014-03-21 | 2016-01-20 | 2.9 | 6.2 | 7.9 | .. | Satisfactory | Satisfactory | 99 |

List of projects by status *(continued)*

| GEFID | Type | Trust fund/phase | National or Regional | GEF financing amount | Focal area | Lead Agency | Status | Dates | | Time to (in number of years) | | | | Ratings | | Disbrst. rate (%) |
|---|------|------------------|----------------------|----------------------|----------------------|-------------|---------------------|--------------|----------------------------|------------------------------|-----|----------------|--------------|-----------------|--------------|-------------------|
| | | | | | | | | PIF Approval | CEO Endorsement / Approval | 1st Disbrst. | MTR | Terminal Eval. | Fin. Closure | Implm. Progress | Dvp. Outcome | |
| Catalyzing Implementation of the Strategic Action Programme for the Sustainable Management of Shared Living Marine Resources in the Caribbean and North Brazil Shelf Large Marine Ecosystems (CMLE+) | | | | | | | | | | | | | | | | |
| 5542 | FSP | GEF - 5 / GET | Regional | 12,500,000 | International Waters | UNDP | Project Implemented | 2013-11-07 | 2015-03-03 | 1.6 | 5.0 | 7.4 | .. | .. | .. | .. |
| Disposal of Obsolete Pesticides including POPs, Promotion of Alternatives and Strengthening Pesticides Management in the Caribbean | | | | | | | | | | | | | | | | |
| 5407 | FSP | GEF - 5 / GET | Regional | 4,357,500 | POPs | FAO | Project Implemented | 2014-03-21 | 2015-08-11 | 2.2 | 4.6 | 7.3 | .. | .. | .. | .. |
| Sustainable Management of Bycatch in Latin America and Caribbean Trawl Fisheries (REBYC-II LAC) | | | | | | | | | | | | | | | | |
| 5304 | FSP | GEF - 5 / GET | Regional | 5,800,000 | International Waters | FAO | Project Implemented | 2013-06-20 | 2015-03-03 | 2.1 | 5.6 | 7.9 | .. | .. | .. | .. |
| Revision of the NBSAP and Preparation of the 5th National Report to the CBD | | | | | | | | | | | | | | | | |
| 5188 | EA | GEF - 5 / GET | National | 242,000 | Biodiversity | GEFSEC | Project Implemented | .. | .. | .. | .. | .. | .. | .. | .. | .. |
| Planning Coordinating and Implementing Sustainable Land Management | | | | | | | | | | | | | | | | |
| 5183 | EA | GEF - 5 / GET | National | 150,000 | Land Degradation | GEFSEC | Project Implemented | .. | .. | .. | .. | .. | .. | .. | .. | .. |
| Improving Forest and Protected Area Management | | | | | | | | | | | | | | | | |
| 4769 | FSP | GEF - 5 / GET | National | 2,790,000 | Biodiversity | FAO | Project Implemented | 2012-06-07 | 2014-04-08 | 3.1 | 4.9 | 7.9 | .. | .. | .. | .. |
| Project for Ecosystem Services (ProEcoServ) | | | | | | | | | | | | | | | | |
| 3807 | FSP | GEF - 4 / GET | Global | 6,296,637 | Biodiversity | UNEP | Project Implemented | 2009-01-27 | 2010-04-19 | 1.5 | 4.5 | 7.7 | .. | .. | .. | .. |
| BS Regional Project for Implementing National Biosafety Frameworks in the Caribbean Sub-region - under the GEF Biosafety Program | | | | | | | | | | | | | | | | |
| 2967 | FSP | GEF - 4 / GET | Regional | 5,972,493 | Biodiversity | UNEP | Project Implemented | 2008-04-24 | 2011-04-05 | 3.5 | 5.7 | 10.7 | .. | .. | .. | .. |
| Building Partnerships to Assist Developing Countries to Reduce the Transfer of Harmful Aquatic Organisms in Ships' Ballast Water (GloBallast Partnerships) | | | | | | | | | | | | | | | | |
| 2261 | FSP | GEF - 4 / GET | Global | 5,688,000 | International Waters | UNDP | Project Implemented | 2007-06-14 | 2007-08-30 | 0.6 | 4.6 | 10.0 | .. | .. | .. | .. |
| National Capacity Self Assessment (NCSA) for Global Environmental Management | | | | | | | | | | | | | | | | |
| 1706 | EA | GEF - 3 / GET | National | 181,500 | Multi Focal Area | UNEP | Project Implemented | 2004-05-14 | .. | 0.2 | .. | .. | .. | .. | .. | .. |
| FC-1: Fuel Cells Financing Initiative for Distributed Generation Applications (Phase 1) | | | | | | | | | | | | | | | | |
| 1685 | PFD | GEF - 3 / GET | Global | 9,825,000 | Climate Change | World Bank | Project Implemented | 2003-11-21 | .. | 2.1 | .. | 10.1 | .. | .. | .. | .. |
| Mitigating the Threats of Invasive Alien Species in the Insular Caribbean | | | | | | | | | | | | | | | | |
| 3183 | FSP | GEF - 4 / GET | Global | 3,034,027 | Biodiversity | UNEP | Financially Closed | 2008-02-22 | 2009-06-24 | 1.6 | 3.8 | 6.5 | 10.6 | .. | .. | .. |
| Initial assistance to enable Trinidad and Tobago to fulfill its obligations under the Stockholm Convention on POPs | | | | | | | | | | | | | | | | |
| 2916 | EA | GEF - 3 / GET | National | 425,500 | POPs | UNDP | Financially Closed | 2006-02-07 | .. | .. | .. | .. | 12.2 | .. | .. | .. |
| Integrating Watershed and Coastal Area Management (IWCAM) in the Small Island Developing States of the Caribbean | | | | | | | | | | | | | | | | |
| 1254 | FSP | GEF - 3 / GET | Regional | 13,782,691 | International Waters | UNEP | Financially Closed | 2004-05-21 | 2005-02-17 | 0.9 | 5.4 | 8.0 | 11.9 | .. | .. | .. |
| Caribbean: Mainstreaming Adaptation to Climate Change | | | | | | | | | | | | | | | | |
| 1084 | FSP | GEF - 2 / GET | Regional | 5,000,000 | Climate Change | World Bank | Financially Closed | 2001-12-07 | 2003-03-23 | 1.7 | 4.7 | 7.8 | 8.0 | .. | .. | .. |
| Reduction of Environmental Impact from Tropical Shrimp Trawling through Introduction of By-catch Technologies and Change of Management | | | | | | | | | | | | | | | | |

