GLOBAL ENVIRONMENT FACILITY

GEF PARTNERSHIP

The GEF connects 185 governments with civil society, Indigenous Peoples, the private sector, and other environmental financiers.

Explore

GEF FUNDING

The GEF is the world's largest funder of biodiversity protection, nature restoration, pollution reduction, and climate change response.

Explore

STAR COUNTRY ALLOCATION

Check out the agenda. Scan QR code with your phone to view the agenda.

Explore

GEF POLICY FRAMEWORK

The GEF upholds international best practices and reviews policy compliance on a project level as well as Agencies institutional capacity.

Explore

GEF INTEGRATED PROGRAMS

GEF-8 11 Integrated Programs will deliver global environmental benefits across multiple focal areas.

Explore

GEF FOCAL AREAS

The GEF Focal Areas consist of Biodiversity, Climate Change Mitigation, Land Degradation, Chemicals & Waste, and International Waters.

Explore

GEF GOOD PRACTICE BRIEFS

The GEF Good Practice Briefs showcase successful project examples.

Explore

GEF FACTSHEETS

The GEF provides Country and Agency Factsheets as the portfolio management tools.

Explore

GEF PORTAL

The GEF Portal is the information technology platform to store and track project info and data, and allows technical review.

Explore

CORPORATE SCORECARD

The GEF Corporate Scorecard (published twice a year) is a report on the performance & progress towards the achievement of the GEF-8 targets.

Explore

GEF GOVERNANCE

GUIDANCE

ASSEMBLY

CONVENTIONS

CBD
UNFCCC
UNCCD
Stockholm (POPs)
Minamata

OPERATIONS

COUNCIL

32 Constituencies

SECRETARIAT

INDEPENDENT EVALUATION OFFICE

STAP

TRUSTEE

ACTION

185 MEMBER GOVERNMENTS

COUNTRIES

Operational & Political Focal Points, Convention Focal Points, Government, Civil Society, Indigenous peoples, Private Sector

18 AGENCIES

EXECUTING ENTITIES

GEF GOVERNANCE: 18 GEF AGENCIES

Scan for more details

The GEF Agencies are the operational arm of the GEF.

They work closely with project proponents—government agencies and other stakeholders, including civil society organizations—to design, develop and implement GEF-funded projects and programs.

GLOBAL

FAO
CI
IFAD
IUCN
WB
UNEP
WWF
UNIDO
UNDP

REGIONAL

CAF
IDB
BOAD
AFDB
EBRD
ADB

NATIONAL

DBSA
FUNBIO
FECO

GEF FUNDING

FUNDING OVERVIEW

Explore

STAR COUNTRY ALLOCATION

Explore

INTEGRATED PROGRAM INCENTIVE STRUCTURE

Explore

SMALL GRANTS PROGRAM (SGP)

Explore

NON-GRANT INSTRUMENTS (NGI)

Explore

SPECIAL CLIMATE CHANGE FUND (SCCF)

Explore

LEAST DEVELOPED COUNTRIES FUND (LDCF)

Explore

GEF-8 FUNDING OVERVIEW

GEF-8: July 2022-June 2026

GEF TRUST FUND ($5.33B)

BIODIVERSITY	CLIMATE CHANGE MITIGATION	LAND DEGRADATION	CHEMICALS & WASTE	INTERNATIONAL WATERS

GEF-8 STAR allocation

Fully flexible

- Integrated Programs Incentive & Contributions
- Enabling Activities, CBIT
- Global & Regional Set-aside
- Non-Grant Instrument (NGI)
- Small Grants Program (SGP)
- Innovations Window

LDCF / SCCF

CLIMATE CHANGE ADAPTATION

LDCF
$20M per LDC

SCCF-A
For SIDS

SCCF-B
Innovation, tech transfer, private sector

GEF-8 STAR COUNTRY ALLOCATION

COUNTRY	BIODIVERSITY	CLIMATE CHANGE	LAND DEGRADATION	TOTAL
Afghanistan	4.00	2.00	4.96	10.96
Albania	3.00	1.00	4.24	8.24
Algeria	4.94	2.49	4.82	12.25
Angola	11.23	3.52	3.70	18.45
Antigua and Barbuda	4.00	2.00	4.42	10.42
Argentina	18.75	5.24	2.82	26.80
Armenia	3.00	1.05	4.24	8.30
Azerbaijan	3.00	2.33	3.88	9.21
Bahamas	5.58	2.00	2.00	9.58
Bangladesh	4.00	4.58	2.00	10.58
Barbados	4.00	2.00	3.25	9.25
Belarus	3.00	2.75	1.21	6.96
Belize	4.00	2.00	2.00	8.00
Benin	4.00	2.00	6.63	12.63
Bhutan	4.00	2.00	2.00	8.00
Bolivia, Plurinational State of	15.59	2.17	2.86	20.61
Bosnia and Herzegovina	3.00	1.00	1.46	5.46
Botswana	3.00	1.00	3.89	7.89
Brazil	62.59	15.19	2.06	79.83
Burkina Faso	4.00	2.00	7.74	13.74
Burundi	4.00	2.00	4.89	10.89
Cambodia	4.65	2.00	3.14	9.80
Cameroon	17.12	1.26	2.01	20.40
Central African Republic	4.00	2.00	2.89	8.89
Chad	4.00	2.00	5.39	11.39
Chile	18.84	3.51	3.27	25.62
China	43.64	47.02	3.03	93.68
Colombia	55.28	6.46	2.63	64.36
Comoros	4.08	2.00	2.00	8.08

GEF-8 STAR COUNTRY ALLOCATION

COUNTRY	BIODIVERSITY	CLIMATE CHANGE	LAND DEGRADATION	TOTAL
Congo	3.89	1.00	1.00	**5.89**
Cook Islands	4.00	2.00	2.00	**8.00**
Costa Rica	13.96	1.00	1.26	**16.22**
Côte d'Ivoire	7.61	1.00	4.25	**12.86**
Cuba	12.10	2.00	2.00	**16.10**
Democratic Republic of the Congo	22.60	4.53	2.26	**29.40**
Djibouti	4.00	2.00	3.87	**9.87**
Dominica	4.00	2.00	2.81	**8.81**
Dominican Republic	7.26	2.00	2.57	**11.83**
Ecuador	33.68	1.96	3.49	**39.13**
Egypt	5.40	4.46	4.40	**14.25**
El Salvador	3.00	1.00	1.13	**5.13**
Equatorial Guinea	3.00	1.00	1.00	**5.00**
Eritrea	4.00	2.00	3.92	**9.92**
Eswatini6	3.00	1.00	3.50	**7.50**
Ethiopia	14.88	4.19	4.73	**23.80**
Fiji	7.96	2.00	2.00	**11.96**
Gabon	5.23	1.00	1.00	**7.23**
Gambia	4.00	2.00	6.08	**12.08**
Georgia	3.00	1.09	2.92	**7.01**
Ghana	5.60	1.50	4.63	**11.73**
Grenada	4.00	2.00	2.00	**8.00**
Guatemala	8.78	1.00	1.52	**11.29**
Guinea	5.54	2.00	3.62	**11.16**
Guinea-Bissau	4.00	2.00	2.20	**8.20**
Guyana	4.07	2.00	2.00	**8.07**
Haiti	7.60	2.00	2.08	**11.67**
Honduras	12.80	1.00	2.10	**15.90**
India	43.78	41.65	3.89	**89.32**

GEF-8 STAR COUNTRY ALLOCATION

COUNTRY	BIODIVERSITY	CLIMATE CHANGE	LAND DEGRADATION	TOTAL
Indonesia	82.15	20.05	1.45	**103.65**
Iran (Islamic Republic of)	3.51	2.75	2.00	**8.27**
Iraq	3.00	1.00	2.43	**6.43**
Jamaica	6.50	2.00	2.95	**11.45**
Jordan	3.00	1.62	4.23	**8.85**
Kazakhstan	4.84	8.90	3.85	**17.58**
Kenya	13.42	3.06	4.82	**21.30**
Kiribati	4.58	2.00	2.00	**8.58**
Kyrgyz Republic	3.00	1.02	4.69	**8.71**
Lao People's Democratic Republic	6.75	2.00	2.15	**10.90**
Lebanon	3.00	1.08	3.81	**7.89**
Lesotho	4.00	2.00	3.90	**9.90**
Liberia	4.63	2.00	2.00	**8.63**
Madagascar	50.67	2.00	4.03	**56.69**
Malawi	4.40	2.00	5.52	**11.92**
Malaysia	19.90	5.01	1.41	**26.32**
Maldives	4.00	2.00	2.00	**8.00**
Mali	4.00	2.00	5.69	**11.69**
Marshall Islands	4.41	2.00	2.00	**8.41**
Mauritania	4.00	2.00	4.52	**10.52**
Mauritius	5.79	2.00	2.00	**9.79**
Mexico	58.70	9.83	3.38	**71.90**
Micronesia (Federated States of)	5.15	2.00	2.00	**9.15**
Mongolia	4.72	1.60	3.77	**10.08**
Montenegro	3.00	1.00	2.29	**6.29**
Morocco	4.88	1.60	4.98	**11.46**
Mozambique	16.79	2.05	6.53	**25.37**
Myanmar	13.34	3.96	2.00	**19.30**

GEF-8 STAR COUNTRY ALLOCATION

COUNTRY	BIODIVERSITY	CLIMATE CHANGE	LAND DEGRADATION	TOTAL
Namibia	8.90	1.00	6.55	**16.45**
Nauru	4.00	2.00	2.00	**8.00**
Nepal	5.19	2.00	2.13	**9.33**
Nicaragua	6.92	1.10	1.75	**9.77**
Niger	4.00	2.00	6.39	**12.39**
Nigeria	8.36	8.30	4.76	**21.41**
Niue	4.00	2.00	2.00	**8.00**
Pakistan	5.74	7.35	4.68	**17.77**
Palau	4.00	2.00	2.00	**8.00**
Panama	14.15	1.00	1.28	**16.43**
Papua New Guinea	25.04	2.00	2.00	**29.04**
Paraguay	3.27	1.82	3.06	**8.16**
Peru	43.28	4.17	2.81	**50.26**
Philippines	45.51	5.45	1.80	**52.76**
Republic of Cabo Verde	9.57	2.00	2.64	**14.22**
Republic of Moldova	3.00	1.08	4.71	**8.80**
Republic of North Macedonia	3.00	1.00	2.74	**6.74**
Russian Federation	17.96	36.04	1.60	**55.60**
Rwanda	4.00	2.00	3.61	**9.61**
Saint Kitts and Nevis	4.00	2.00	2.07	**8.07**
Saint Lucia	4.00	2.00	2.11	**8.11**
Saint Vincent and the Grenadines	4.00	2.00	2.39	**8.39**
Samoa	4.00	2.00	2.00	**8.00**
São Tomé and Principe	4.78	2.00	3.63	**10.41**
Senegal	6.02	2.00	6.15	**14.17**
Serbia	3.00	1.37	1.57	**5.94**
Seychelles	6.82	2.00	2.00	**10.82**
Sierra Leone	4.00	2.00	2.46	**8.46**
Solomon Islands	9.33	2.00	2.00	**13.33**

GEF-8 STAR COUNTRY ALLOCATION

COUNTRY	BIODIVERSITY	CLIMATE CHANGE	LAND DEGRADATION	TOTAL
Somalia	8.88	2.00	5.10	**15.97**
South Africa	35.69	7.36	6.05	**49.10**
South Sudan	4.00	2.00	2.41	**8.41**
Sri Lanka	13.91	2.04	3.05	**19.00**
State of Libya	3.00	1.00	1.80	**5.80**
Sudan	4.37	2.00	3.89	**10.26**
Suriname	4.00	2.00	2.00	**8.00**
Syrian Arab Republic	3.00	1.00	2.13	**6.13**
Tajikistan	3.00	1.00	5.01	**9.01**
Thailand	11.64	5.75	1.71	**19.10**
Timor-Leste	4.00	2.00	3.59	**9.59**
Togo	4.00	2.00	5.54	**11.54**
Tonga	4.00	2.00	2.00	**8.00**
Trinidad and Tobago	4.00	2.00	2.55	**8.55**
Tunisia	3.00	1.00	4.68	**8.68**
Türkiye	5.64	5.52	3.30	**14.46**
Turkmenistan	3.00	3.71	2.78	**9.49**
Tuvalu	4.00	2.00	2.00	**8.00**
Uganda	5.62	2.00	3.93	**11.54**
Ukraine	3.00	7.12	3.27	**13.39**
United Republic of Tanzania	23.93	4.81	4.85	**33.59**
Uruguay	3.36	1.35	1.00	**5.72**
Uzbekistan	3.00	5.13	5.03	**13.16**
Vanuatu	5.30	2.00	2.00	**9.30**
Venezuela (Bolivarian Republic of)	18.69	5.68	2.10	**26.46**
Viet Nam	17.72	14.74	1.98	**34.44**
Yemen	7.61	2.00	4.05	**13.66**
Zambia	7.80	4.04	5.65	**17.49**
Zimbabwe	5.43	1.59	6.19	**13.22**

INTEGRATED PROGRAM INCENTIVE STRUCTURE

RESOURCE PROGRAMMING BY COUNTRIES

Example: Two countries selected for an Integrated Program

STAR AMOUNTS

BIODIVERSITY

US$ 2M

CLIMATE CHANGE

US$ 2M

LAND DEGRADATION

US$ 2M

BIODIVERSITY

US$ 5M

CLIMATE CHANGE

US$ 3M

LAND DEGRADATION

US$ 1M

INTEGRATED PROGRAM

Matching Incentive Ratio 3:1		Child Project Total
US$ 2.0M	=	US$ 8.0M
US$ 3.0M	=	US$ 12.0M

COORDINATION PLATFORM

SMALL GRANTS PROGRAM (SGP)

RESOURCE ALLOCATION

US$155 Million

SGP CORE
US$ 135M

CSO INITIATIVES
US$ 20M

Resources will be operationalized through two tranches split 50/50

- *1st tranche open to UNDP only*
- *2nd tranche open later during the GEF-8 period once selection of new Agencies process is completed*

1. **All countries** can access SGP Core Resources
2. SGP Core Resources are allocated **equally**
3. Countries are encouraged to utilize **STAR**

SMALL GRANTS PROGRAM (SGP)

SGP 2.0 CSO INITIATIVES



MICROFINANCE INITIATIVE

Support Microfinancing Institutions to facilitate microenterprises' access to finance for climate and environmental solutions

CSO CHALLENGE PROGRAM

Support competitive opportunities for local civil society organizations to access financial and technical resources to scale up innovative environmental solutions

- **Pilot new GEF models** to engage and support civil society actors to catalyze environmental actions and solutions
- **Support innovation** of youth, women, Indigenous Peoples and local communities in LDCs and SIDS
- **Capitalize on expertise** of the GEF expanded Agency network and specialized organizations

NON-GRANT INSTRUMENTS (NGI): 2 ENTRY POINTS

	GOAL	FEATURES	PROJECTS
"BLENDED FINANCE PROGRAM" (NGI SET-ASIDE)	Mobilize **private sector** investment	Investment has potential for generating **reflows back to the GEFTF** **Separate Call for Proposals (CfP)** and rules for selection of projects	**NGI window GEF-7 supported projects:** • *GEFID 9370 Meloy Fund (CI)* • *GEFID 10330 Wildlife Conservation Bond (WB)*
STAR OR IW/CW ALLOCATION	Mobilize **public/private sector** investment	Investment **reflows stay in the country** Selection and allocation depend on **Country priorities.**	**GEF-5:** • *GEFID 4918 Partial Risk Sharing Facility for Energy Efficiency (INDIA, WB) US$ 16 M 1st Loss Guarantee*

SPECIAL CLIMATE CHANGE FUND FINANCING SCENARIO

SCENARIO A: $200M | **SCENARIO B: $400M**

WINDOW A
Adaptation support for SIDS

	SCENARIO A	SCENARIO B
Initial cap	*($3 million X 30 SIDS)* **$90M**	*($6.5 million X 30 SIDS)* **$195M**

FLOOR

WINDOW B
Innovation, tech transfer, private sector

	SCENARIO A	SCENARIO B
National projects (all developing countries)	$53.5M	$118.5M
Challenge Program for Adaptation Innovation	$30M	$40M
Regional and global projects and initiatives	$20M	$40M

WINDOWS A AND B
(shared expenses)

Dedicated programs	$2M
Administrative expenses	$4.5M

LEAST DEVELOPED COUNTRIES FUND FINANCING SCENARIOS

Initial cap per country (46 LDCs at $20 million initial cap per country)

$920M

Dedicated programs **$8M**

Administrative expenses **$9M**

+

FLOOR

	SCENARIO A Total: $1 billion	SCENARIO B Total: $1.3 billion
Reserve to go beyond initial cap for national projects	$0M	$193M
Challenge Program for Adaptation Innovation	$30M	$40M
Regional and global projects and initiatives	$33M	$130M

GEF POLICY FRAMEWORK

- RESULTS — Explore
- PROJECT & PROGRAM CYCLE — Explore
- PROJECT MONITORING — Explore
- FIDUCIARY STANDARDS — Explore
- KNOWLEDGE MANAGEMENT — Explore
- GENDER EQUALITY — Explore
- STAKEHOLDER ENGAGEMENT — Explore
- AGENCY FEE — Explore
- CO-FINANCING — Explore
- ENVIRONMENT AND SOCIAL SAFEGUARD — Explore
- PROJECT CANCELLATION — Explore

GEF-8 TARGETS & EXPECTED CONTRIBUTION FROM INTEGRATED PROGRAMS

CORE INDICATOR		GEF-8 TARGETS	EXPECTED IP CONTRIBUTION (%)
CONSERVING & SUSTAINABLY USING BIODIVERSITY			
1	Terrestrial protected areas created or under improved management	150 million ha	49
2	Marine protected areas created or under improved management	100 million ha	48
4	Area of landscapes under improved practices	195 million ha*	51
5	Area of marine habitat under improved practices to benefit biodiversity	70 million ha	69
SUSTAINABLY MANAGING AND RESTORING LAND			
3	Area of land and ecosystems under restoration	10 million ha	64
REDUCING GHG EMISSIONS			
6	Greenhouse Gas emissions mitigated	1850 million metric tons of CO_2e	51
STRENGHTHENING TRANSBOUNDARY WATER MANAGEMENT			
7	Shared water ecosystems under new or improved cooperative management	40	18
8	Globally over-exploited marine fisheries moved to more sustainable levels	2.1 million metric tons	1
REDUCING CHEMICALS AND WASTE			
9	Chemicals of global concern and their waste reduced	300 thousand metric tons	17
10	Persistent organic pollutants to air reduced	5900 grams of toxic equivalent	33

RESULTS

FOCAL AREAS	BIODIVERSITY	CLIMATE CHANGE	LAND DEGRADATION	INTERNATIONAL WATERS	CHEMICALS AND WASTE
CROSS-CUTTING THEMES	*Circular Economy • Nature-based Solutions • Transboundary and Freshwater Environmental Security Gender Responsive Approaches • Behavior Change • Resilience • Private sector Engagement*				
TRANSFORMATION LEVERS	*Governance and Policies • Financial Leverage • Multi-stakeholder Dialogues • Innovation*				
INTEGRATED PROGRAMMING	*Tackling drivers and advancing the integrated approach to transform systems and generate global environmental benefits across multiple focal areas*				
BLUE AND GREEN ISLANDS	■	■	■	■	▪
AMAZON, CONGO, AND CRITICAL FOREST BIOMES	■	■	■	■	
GREENING TRANSPORTATION INFRASTRUCTURE DEVELOPMENT	■	■	■	■	
CIRCULAR SOLUTIONS TO PLASTIC POLLUTION	■	■		■	■
FOOD SYSTEMS	■	■	■	▪	
ECOSYSTEM RESTORATION	■	■	■		
CLEAN AND HEALTHY OCEAN	■	▪		■	▪
NET-ZERO ACCELERATOR	▪	■	■		
SUSTAINABLE CITIES	▪	■		▪	▪
WILDLIFE CONSERVATION FOR DEVELOPMENT	■	▪	▪		
GEBs AND INDICATORS	Biodiversity Conserved (Landscapes and Seascapes)	Greenhouse Gas Mitigation	Sustainable Land Management	Transboundary Water Management	Chemicals, POPs, and Mercury reduced

Color shading indicates degree of contribution of the IPs to Focal Areas

- **Major**
- **Moderate**
- **Minor**

GEF POLICY FRAMEWORK

PROJECT & PROGRAM CYCLE

PROJECT IDENTIFICATION FORM (PIF)

Explore

LETTER OF ENDORSEMENT (LOE)

Explore

FULL-SIZED PROJECT CYCLE

Explore

GEF-8 Project Information Form

General Project Information

Project Title:			
Region:		GEF Project ID:	
Country(ies):		Type of Project	
GEF Agency(ies):		GEF Agency Project ID:	
Anticipated Executing Entity(s) and Type:			
GEF Focal Area(s):		Submission Date:	
Type of Trust Fund:		Project Duration (Months)	
GEF Project Grant: *(a)*		GEF Project Non-Grant *(b)*	
Agency Fee(s) Grant: *(c)*		Agency Fee(s) Non-Grant: *(d)*	
Total GEF Financing: *(a+b+c+d)*		Total Co-financing:	
PPG Amount *(e)*:		PPG Agency Fee(s) *(f)*:	
Total GEF Resources (a+b+c+d+e+f)			
Project Tags:	☐ CBIT ☐ NGI ☐ SGP ☐ Innovation		
Project Sector (CCM only)			

Project Summary

Indicative Project Overview

Project Objective:						
Project Components	Component Type	Project Outcomes	Project Outputs	Trust Fund	(in $) GEF Project Financing	Co-financing
M&E						
Subtotal						
Project Management Cost (PMC) (if this is an MTF project, please report separate PMC lines for each TF). ***If amount requested is above limits, a pop-up menu should open for the Agency to provide an explanation***						
Total Project Cost						

GEF-8 Project Information Form

Project outline

A. Project Rationale

B. Project Description

Project Description

Coordination and Cooperation with Ongoing Initiatives and Project.

Does the GEF Agency expect to play an execution role on this project?

☐ Yes ☐ No

If so, please describe that role here. Also, please add a short explanation to describe cooperation with ongoing initiatives and projects, including potential for co-location and/or sharing of expertise/staffing

Core Indicators

	Project Core Indicators	Expected at PIF
1	**Terrestrial protected areas** created or under improved management for conservation and sustainable use (Hectares)	
2	**Marine protected areas** created or under improved management for conservation and sustainable use (Hectares)	
3	Area of **land restored (**Hectares)	
4	Area of **landscapes under improved practices** (excluding protected areas) (Hectares)	
5	Area of **marine habitat under improved practices** (excluding protected areas) (Hectares)	
6	**Greenhouse Gas Emissions Mitigated** (metric tons of CO2e)	
7	**Number of shared water ecosystems** (fresh or marine) under new or improved cooperative management	
8	Globally over-exploited **marine fisheries** moved to more sustainable levels (metric tons)	
9	**Reduction**, disposal/destruction, phase out, **elimination** and avoidance of **chemicals of global concern** and their waste in the environment and in processes, materials and products (metric tons of toxic chemicals reduced)	
10	Reduction, avoidance of emissions of **POPs to air** from point and non-point sources (grams of toxic equivalent gTEQ)	
11	Number of **direct beneficiaries disaggregated by gender** as co-benefit of GEF investment	

Explain the methodological approach and underlying logic to justify target levels for Core and Sub-Indicators

NGI (only): justification of financial structure

Risks to Project Preparation and Implementation

Risk Categories	Rating	Comments
Climate		
Environment and Social		
Political and Governance		
Macro-economic		
Strategies and Policies		
Technical design of project or program		
Institutional capacity for implementation and sustainability		
Fiduciary: Financial Management and Procurement		
Stakeholder Engagement		
Other		
Financial Risks for NGI projects		
Overall Risk Rating		

Safeguards Rating (PIF level):

C. Alignment with GEF-8 Programming strategies and country/regional priorities

D. Policy requirements

Gender Equality and Women's Empowerment

We confirm that gender dimensions relevant to the project have been addressed as per GEF Policy and are clearly articulated in the Project Description (Section B).

☐ Yes ☐ No

Stakeholder Engagement

We confirm that key stakeholders were consulted during PIF development as required per GEF policy, their relevant roles to project outcomes and plan to develop a Stakeholder Engagement Plan before CEO endorsement has been clearly articulated in the Project Description (Section B).

☐ Yes ☐ No

Were the following stakeholders consulted during project identification phase:

Indigenous Peoples and Local Communities? ☐ Yes ☐ No
Civil Society Organizations? ☐ Yes ☐ No
Private Sector? ☐ Yes ☐ No

Provide a brief summary and list of names and dates of consultations

(Please upload to the portal documents tab any stakeholder engagement plan or assessments that have been done during the PIF development phase.)

GEF-8 Project Information Form

Private Sector

Will there be private sector engagement in the project?

☐ Yes ☐ No

And if so, has its role been described and justified in the section B project description?

☐ Yes ☐ No

Environmental and Social Safeguards

We confirm that we have provided indicative information regarding Environmental and Social risks associated with the proposed project or program and any measures to address such risks and impacts (this information should be presented in Annex D).

☐ Yes ☐ No

E. Other requirements

Knowledge management

We confirm that an approach to Knowledge Management and Learning has been clearly described in the Project Description (Section B)

☐ Yes

GEF-8 Project Information Form

Annex A: FINANCING TABLES

GEF Financing Table
Indicative Trust Fund Resources Requested by Agency(ies), Country(ies), Focal Area and the Programming of Funds

GEF Agency	Trust Fund	Country/ Regional/ Global	Focal Area	Programming of Funds	(in $)			
					Grant/Non-Grant (For NGI Projects Only)	GEF Project Grant	Agency Fee	Total GEF Financing
Total GEF Resources								

Project Preparation Grant (PPG)
Is Project Preparation Grant requested? ☐ Yes ☐ No
If yes: fill in PPG table (incl. PPG fee)

GEF Agency	Trust Fund	Country/ Regional/ Global	Focal Area	Programming of Funds	(in $)		
					PPG	Agency Fee	Total PPG Funding
Total PPG Amount							

Indicative Focal Area Elements

Programming Directions	**Trust Fund**	**(in $)**	
		GEF Project Financing	**Co-financing**
Total Project Cost			

Indicative Co-financing

Sources of Co-financing	**Name of Co-financier**	**Type of Co-financing**	**Investment Mobilized**	**Amount ($)**
Total Co-financing				

GEF-8 Project Information Form

ANNEX B: Endorsements

Name of GEF Agency Coordinator	**GEF Agency Coordinator Contact Information**
Name of Agency Project Coordinator	**Agency Project Coordinator Contact Information**

Record of Endorsement of GEF Operational Focal Point (s) on Behalf of the Government(s):

Name of GEF OFP	**Position**	**Ministry**	**Date *(MM/dd/yyyy)***

NGIs do not require a Letter of Endorsement if beneficiaries are: i) exclusively private sector actors, or ii) public sector entities in more than one country. However, for NGI projects please confirm that the agency has informed the OFP of the project to be submitted for Council Approval ☐ YES

Compilation of Letters of Endorsement
Please attach the Operational Focal Point endorsement letter(s) in this Annex. For SGP, use the SGP OFP endorsement letter format. For regional and global projects (as appropriate): please include a compilation of the signed LOEs in one PDF file in this annex.

ANNEX C: Project Location

Please provide geo-referenced information and map where the project interventions will take place

ANNEX D: Environmental and Social Safeguards Screen and Rating

(PIF level) Attach agency safeguard screen form including rating of risk types and overall risk rating.

ANNEX E: Rio Markers

Climate Change Mitigation	**Climate Change Adaptation**	**Biodiversity**	**Desertification**

ANNEX F: Taxonomy Worksheet

Level 1	Level 2	Level 3	Level 4
Influencing Models			
Stakeholders			
Capacity, Knowledge and Research			

Gender Equality			
Focal Area/Theme			

ANNEX G: NGI Relevant Annexes

Annex X (currently existing in NGI projects): Termsheet
Annex X (currently existing in NGI projects): Reflow table
Annex X (currently existing in NGI projects): Agency capacity to implement NGI

List of key requirements leading to CEO Endorsement submission

During project design/by endorsement

- **Stakeholders:** provide list of stakeholders, roles in the project and means of engagement; specifically address civil society organizations, vulnerable groups and Indigenous Peoples and Local Communities (IPLCs) (as applicable) and their roles in the project
- **Gender Equality and Women's Empowerment:** carry out gender analysis and prepare gender action plan; include relevant gender aspects in Theory of change and gender-sensitive indicators in results framework (i.e. including the process to collect sex-disaggregated data and information on gender); include gender equality considerations/gender-responsive measures and actions in relevant activities in project components.
- **Environmental and Social Safeguards (ESS) related documents:** depending on types of ESS risks to be prepared (such as Environmental and Social Impact Assessment, Environmental and Social Management Framework/Plan, Indigenous Peoples Plan and Grievance Mechanism) and made public in country/location in relevant language/s (provide publication date and locations)
- **Private sector involvement mechanisms** (for non NGI projects: anticipated roles and type of PS; this will already be central to the project document for NGI projects)
- **Knowledge Management Plan** - develop "Knowledge Management Approach" for the project and how it will contribute to the project's overall impact, including plans to learn from relevant previous and ongoing projects; proposed tools and methods for knowledge exchange and learning; knowledge outputs; strategic communication plan; and budget and timeline.
- **Results**. Inclusion of final Core Indicator targets, along with a comprehensive results framework with indicator name, units of measurement, and baseline and target data.
- **Monitoring and Evaluation.** Include a budget, along with an explanation of monitoring arrangements and deliverables.
- **Institutional arrangements** (incl. reporting arrangements and flow of funds) and cross-sector integration approaches, as relevant
- **Sustainability**: Post-project financing sustainability plan
- **Co-finance**: Confirm amount and type of co-financing and the definition of investment mobilized
- To be complemented by new GEF8 policies and requirements.

WHY A NEW LETTER OF ENDORSEMENT?

TO MEET TWO NEWLY APPROVED COUNCIL REQUIREMENTS

With the current LoE it is not possible to trace the use of flexibility.

- **Monitor the utilization of STAR resources relative to portfolio-level targets on focal area financing**
- Monitor achievement of results over the GEF-8 period
- **Report on progress towards those targets with each Work Program of GEF-8** and in the **semiannual Corporate Scorecard.**

- Organize a **mid-term review to assess portfolio performance under full flexibility,** and to identify potential measures if portfolio-level focal area financing are not progressing to meet the agreed targets.

DROP-DOWN MENU IN LOE TEMPLATE – FOCAL AREA SOURCE

Focal area source

- BD STAR Allocation
- BD Set-Aside

- CC STAR Allocation
- CC Set-Aside
- CBIT Set-Aside

- LD STAR Allocation
- LD Set-Aside

- STAR IP Matching Incentives

- International Waters
- IW IP Contributions

- Chemicals and Waste
- CW IP Contributions

- NGI
- SGP
- Innovation Window

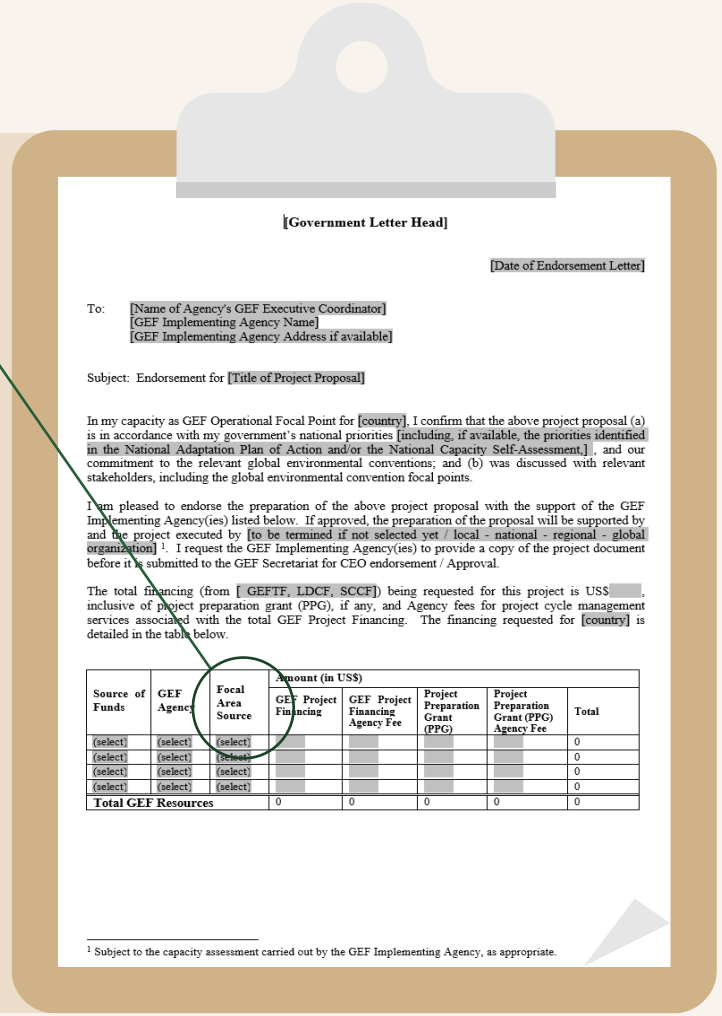

[Government Letter Head]

[Date of Endorsement Letter]

To: [Name of Agency's GEF Executive Coordinator]
[GEF Implementing Agency Name]
[GEF Implementing Agency Address if available]

Subject: Endorsement for [Title of Project Proposal]

In my capacity as GEF Operational Focal Point for [country], I confirm that the above project proposal (a) is in accordance with my government's national priorities [including, if available, the priorities identified in the National Adaptation Plan of Action and/or the National Capacity Self-Assessment,] , and our commitment to the relevant global environmental conventions; and (b) was discussed with relevant stakeholders, including the global environmental convention focal points.

I am pleased to endorse the preparation of the above project proposal with the support of the GEF Implementing Agency(ies) listed below. If approved, the preparation of the proposal will be supported by and the project executed by [to be termined if not selected yet / local - national - regional - global organization] [1]. I request the GEF Implementing Agency(ies) to provide a copy of the project document before it is submitted to the GEF Secretariat for CEO endorsement / Approval.

The total financing (from [GEFTF, LDCF, SCCF]) being requested for this project is US$, inclusive of project preparation grant (PPG), if any, and Agency fees for project cycle management services associated with the total GEF Project Financing. The financing requested for [country] is detailed in the table below.

Source of Funds	GEF Agency	Focal Area Source	Amount (in US$)				
			GEF Project Financing	GEF Project Financing Agency Fee	Project Preparation Grant (PPG)	Project Preparation Grant (PPG) Agency Fee	Total
(select)	(select)	(select)					0
(select)	(select)	(select)					0
(select)	(select)	(select)					0
(select)	(select)	(select)					0
Total GEF Resources			0	0	0	0	0

[1] Subject to the capacity assessment carried out by the GEF Implementing Agency, as appropriate.

FULL-SIZED PROJECT CYCLE

OPERATIONAL FOCAL POINT'S OFFICE
Project concept consultation & development

START

AGENCY
Project concept submission

1 GEFSEC CLEARANCE OF CONCEPT

STAP
Advisory

2 COUNCIL APPROVAL OF CONCEPT

TRUSTEE
GEF funding set-aside
20% Agency fee disbursement

AGENCY
fully developed project submission
12 months from step 2

3 CEO ENDORSEMENT
18 MONTHS FROM STEP 2

TRUSTEE
GEF funding disbursement

AGENCY
Internal project approval & implementation begins

AGENCY
1st disbursement to country
TRUSTEE
50% Agency fee disbursement

AGENCY
Annual implementation report & Mid-Term Report
TRUSTEE
30% Agency fee disbursement

4 COMPLETION / TERMINAL EVALUATION

5 FINANCIAL CLOSURE
12 MONTHS FROM STEP 4

Learnings continue to inform future projects

GLOBAL ENVIRONMENT FACILITY
INVESTING IN OUR PLANET

Policy: **ME/PL/03**
Approved on June 13, 2019

POLICY ON MONITORING

Summary	This Policy sets out the guiding principles and mandatory requirements for monitoring across the GEF Partnership and GEF-financed projects and programs.
Approved by	GEF Council
Approval Date	June 13, 2019 (56th Council Meeting)
Effective Date	July 1, 2019
Applicability	This Policy applies to the Secretariat and all GEF Partner Agencies (hereafter "Agencies"); all new GEF-financed projects and programs[1] submitted on or after the date of effectiveness of July 1, 2019. For GEF-financed projects and programs under implementation, the Policy applies to all Project Implementation Reports, Mid-Term Reviews, and Terminal Evaluations submitted after one year of the date of effectiveness. With respect to the application of GEF-specific Indicators and tracking tools, projects and programs are subject to the requirements established for each Replenishment Period. Core Indicators and Sub-Indicators are applied in projects and programs approved on or after July 1, 2018, and projects and programs approved from July 1, 2014 to June 30, 2018 apply Core Indicators and Sub-indicators at the next available opportunity in the project cycle. For projects and programs approved in previous Replenishment Periods, Agencies submit tracking tools at mid-term and/or completion, if applicable.
Council Doc	Policy on Monitoring (GEF/C.56/03/Rev.01)
Related Doc	☐ Policy on Environmental and Social Safeguards (SD/PL/03) and Guidelines ☐ Policy on Gender Equality (SD/PL/02) and Guidelines ☐ Policy on Stakeholder Engagement (SD/PL/01) and Guidelines ☐ Principles and Guidelines for Engagement with Indigenous Peoples (GEF/C.42/Inf.03/Rev.1) ☐ Policy on Minimum Fiduciary Standards (GA/PL/02) ☐ Monitoring Agency Compliance with GEF Policies (ME/PL/02) and Assessment Guidelines

[1] This includes activities funded through any GEF-managed trust fund, unless otherwise decided by the LDCF/SCCF Council in response to guidance from the Conference of the Parties of the United Nations Framework Convention on Climate Change.

- Monitoring Agency Compliance with GEF Policies (ME/PL/02) and Assessment Guidelines

Contact Ms. Sonja Teelucksingh, Sr. Environmental Specialist, GEF Secretariat
steelucksingh@thegef.org

Mr. Jonathan Caldicott, Sr. Policy Officer, GEF Secretariat
jcaldicott@thegef.org

Definitions

Agency Fee means the financing provided to a GEF Partner Agency in connection with a GEF project or program.

CEO Approval means the approval of a fully developed Medium-Sized Project or Enabling Activity by the GEF CEO.

CEO Endorsement means the endorsement of a fully developed Full-Sized Project by the GEF CEO.

Child Project means a project that forms part of a program, as set out in a Program Framework Document.

Core Indicator means one of the eleven indicators used to measure the results of GEF-financed projects and programs as set out in the GEF-7 Results Architecture[2] and elaborated in the Guidelines on Core Indicators and Sub-Indicators[3].

Corporate Activity means an activity carried out by a GEF Partner Agency in collaboration with and/or in support of the Secretariat, the Trustee, the Independent Evaluation Office, or the Council, on policy support, portfolio management, reporting, outreach, and/or knowledge sharing as set out in the Fee Policy for GEF Partner Agencies[4] and specified in the Guidelines on the Project and Program Cycle Policy[5].

Council means the 32 members that make up the GEF Council as set out in the Instrument[6].

Development Objective Rating means a rating of the extent to which a project is expected to achieve or exceed its major objectives.

Enabling Activity means a project for the preparation of a plan, strategy or report to fulfill commitments under a Convention.

Evaluation means a systematic and impartial assessment of planned, ongoing, or completed activities, projects, or programs in specific focal areas or sectors, policies, strategies and their implementation, or other topics relevant to the GEF Partnership and organization.

[2] GEF/C.54/11/Rev.02 (http://www.thegef.org/sites/default/files/council-meeting-documents/EN_GEF.C.54.11.Rev_.02_Results.pdf)
[3] ME/GN/01 (http://www.thegef.org/sites/default/files/documents/Results_Guidelines_MEGN01.pdf)
[4] FI/PL/03 (http://www.thegef.org/sites/default/files/documents/Agency_Fee_Policy.pdf)
[5] GEF/C.52/Inf.06/Rev.01 (http://www.thegef.org/sites/default/files/documents/EN_GEF.C.52.Inf_.06.Rev_.01_Guidelines_on_the_Project_and_Program_Cycle_Policy_0.pdf)
[6] *Instrument for the Establishment of the Restructured GEF* (http://www.thegef.org/documents/instrument-establishment-restructured-gef)

First Disbursement Date means the date on which (i) the first transfer/disbursement of GEF funds to the Executing Entity takes place; or (ii) the first direct payment is made with GEF funds to suppliers of goods and/or services for the project, whichever comes first.

Full-Sized Project means a project with GEF Project Financing exceeding US$2 million.

GEF Operational Focal Point means a government official nominated by a GEF Participant (as defined by the Instrument) who acts as the principal contact point for GEF activities in the country

GEF Partner Agency means an agency eligible to request and receive GEF resources directly for the design, implementation, and supervision of GEF projects and programs.

GEF Project Financing means a grant or concessional financing provided from any GEF-managed trust fund to support the implementation of any Full-Sized Project, Medium-Sized Project, Enabling Activity, or Program, excluding co-financing, Agency Fees and Project Preparation Grants.

Independent Evaluation Office means the Independent Evaluation Office as set out in the Instrument[7].

Impact means the positive and negative, primary and secondary, long-term effects produced by a project or program, directly or indirectly, intended or unintended.

Implementation End Date means the date on which all operational activities related to a project are concluded.

Implementation Progress Rating means a rating of the extent to which the implementation of a project's components and activities is in compliance with the project's approved implementation plan.

Implementation Start Date means the date on which operational activities related to a project begin.

Indicator means a quantitative or qualitative factor or variable that provides a simple and reliable means to measure achievement, to reflect the changes connected to a project or program, or to help assess the performance of an organization.

Instrument means the Instrument for the Establishment of the Restructured Global Environment Facility, effective July 7, 1994 and as amended.

Lead Agency means an Agency that coordinates all activities under a Program.

[7] Ibid.

Medium-Sized Project means a project with GEF Project Financing of up to US$2 million.

Mid-Term Review means an assessment of a project's or program's performance and results, carried out for adaptive management purposes at the midpoint of a project's or program's intended duration.

Monitoring means the continuous or periodic, standardized process of collecting and analyzing data on specific Indicators to provide decision-makers, managers, and Stakeholders with information on progress in the achievement of agreed objectives and the use of allocated resources.

Monitoring and Evaluation Plan means the plan that sets out the Monitoring and Evaluation activities to be carried out in connection with a project or program.

Outcome means an intended or achieved short- or medium-term effect of a project's or program's Outputs.

Outcome Rating means a rating of the extent to which a project has achieved its major objectives at completion.

Output means a product or service that results from the completion of activities within a project or program.

Project Cycle Management means activities carried out by a GEF Partner Agency in connection with its implementation of a GEF-financed project as set out in the Fee Policy for GEF Partner Agencies[8] and specified in the Guidelines on the Project and Program Cycle Policy[9].

Program means a longer-term and strategic arrangement of individual yet interlinked projects that aim to achieve large-scale Impacts on the global environment.

Program Commitment Deadline means the date by which Child Projects under a program are required to obtain CEO Endorsement/ Approval.

Program Framework Document means the document that sets forth, *inter alia*, the goals, objectives, outcomes, and theory of change of a program, to be delivered through Child Projects.

Project Identification Form means the document that sets forth the concept of a Full-Sized Project or Medium-Sized Project that is requesting GEF financing.

[8] FI/PL/03 (http://www.thegef.org/sites/default/files/documents/Agency_Fee_Policy.pdf)
[9] GEF/C.52/Inf.06/Rev.01 (http://www.thegef.org/sites/default/files/documents/EN_GEF.C.52.Inf_.06.Rev_.01_Guidelines_on_the_Project_and_Program_Cycle_Policy_0.pdf)

Project Implementation Report means an annual report on the implementation and performance of a project.

Project Management Cost means the actual costs associated with the execution of a project or program.

Project Preparation Grant means the GEF funds provided in support of the preparation of a Full-Sized Project or Medium-Sized Project.

Project Results Framework means an articulation of the different levels of Results expected from a project.

Replenishment Period means the period for a replenishment of resources to the GEF Trust Fund as set out in a replenishment resolution by the Executive Directors of the World Bank.

Result means the Output, Outcome or Impact (intended or unintended, positive and/or negative) of a project or program.

Risk Rating means a rating of the overall risk of factors internal or external to the project that may affect implementation or prospects for achieving project objectives.

Secretariat means the GEF Secretariat that services and reports to the Assembly and the Council as set out in the Instrument[10].

Stakeholder means an individual or group that has an interest in the outcome of a GEF project or program or is likely to be affected by it, such as local communities, indigenous peoples, civil society organizations, and private sector entities, comprising women, men, girls and boys.

Stakeholder Engagement means a process involving Stakeholder identification and analysis, planning of Stakeholder Engagement, disclosure of information, consultation and participation, Monitoring, Evaluation and learning throughout the project cycle, addressing grievances, and on-going reporting to stakeholders.

Sub-Indicator means one of the 30 second-tier indicators used to measure the results of GEF-financed projects and programs as set out in the GEF-7 Results Architecture[11] and elaborated in the Guidelines on Core Indicators and Sub-Indicators[12].

Sustainability Rating means a rating of the likelihood of continuation of project benefits after project completion.

[10] *Instrument for the Establishment of the Restructured GEF* (http://www.thegef.org/documents/instrument-establishment-restructured-gef)
[11] GEF/C.54/11/Rev.02 (http://www.thegef.org/sites/default/files/council-meeting-documents/EN_GEF.C.54.11.Rev_.02_Results.pdf)
[12] ME/GN/01 (http://www.thegef.org/sites/default/files/documents/Results_Guidelines_MEGN01.pdf)

Terminal Evaluation means an Evaluation of a project's or program's design, performance, and results, carried out at the end of implementation.

Upgraded Country means a country participating in the Small Grants Program that is not eligible for core funds under the program.

Work Program means a cohort of Full-Sized Projects and/ or programs that is presented for Council approval in a Council meeting.

Introduction

1. The Instrument provides that "the Council shall […] ensure that GEF policies, programs, operational strategies and projects are monitored and evaluated on a regular basis [and] monitor and evaluate progress in the implementation of the work program"[13].

2. In accordance with the Instrument, this Policy sets out the guiding principles and mandatory requirements for Monitoring across the GEF Partnership and GEF-financed projects and programs.

3. The Policy aims to enhance the effectiveness, efficiency, accountability, and transparency of the GEF through the systematic collection, analysis, and application of data, information, and lessons learned on the GEF's Results and performance.

4. This Policy complements the *Evaluation Policy*[14], prepared by the Independent Evaluation Office, as well as the principles and requirements related to project, program, and portfolio Monitoring and reporting set out in the *Fee Policy for GEF Partner Agencies*[15], the *Minimum Fiduciary Standards for GEF Partner Agencies*[16], *Monitoring Agencies' Compliance with GEF Policies*[17], the *Policy on Access to Information*[18], the *Policy on Co-Financing*[19], the *Policy on Environmental and Social Safeguards*[20], the *Policy on Gender Equality*[21], the *Policy on Stakeholder Engagement*[22], *Project Cancellation*[23], and the *Project and Program Cycle Policy*[24]. The Policy also acknowledges and is consistent with the role and responsibilities of GEF Operational Focal Points as described in *Practical Steps to Improve Coordination and Workflow in the GEF Partnership*[25].

[13] *Instrument for the Establishment of the Restructured GEF* (http://www.thegef.org/documents/instrument-establishment-restructured-gef)
[14] GEF/ME/C.56/02
[15] FI/PL/03 (http://www.thegef.org/sites/default/files/documents/Agency_Fee_Policy.pdf)
[16] GA/PL/02 (http://www.thegef.org/sites/default/files/documents/GA.PL_.02_Minimum_Fiduciary_Standards_0.pdf)
[17] ME/PL/02 (http://www.thegef.org/sites/default/files/documents/Monitoring_Agency_Compliance_Policy_0.pdf)
[18] GEF/C.55/06 (http://www.thegef.org/sites/default/files/council-meeting-documents/EN_GEF.C.55.06_Policy_on_Access_to_Information.pdf)
[19] FI/PL/01 (http://www.thegef.org/sites/default/files/documents/Cofinancing_Policy.pdf)
[20] GEF/C.55/07/Rev.01 (http://www.thegef.org/sites/default/files/council-meeting-documents/EN_GEF.C.55.07.Rev_.01_ES_Safeguards.pdf)
[21] SD/PL/02 (http://www.thegef.org/sites/default/files/documents/Gender_Equality_Policy.pdf)
[22] SD/PL/01 (http://www.thegef.org/sites/default/files/documents/Stakeholder_Engagement_Policy.pdf)
[23] OP/PL/02 (http://www.thegef.org/sites/default/files/documents/Project_Cancellation_Policy.pdf)
[24] OP/PL/01 (http://www.thegef.org/sites/default/files/documents/Project_Program_Cycle_Policy_OPPL01.pdf)
[25] GEF/C.55/Inf.09 (http://www.thegef.org/sites/default/files/council-meeting-documents/Practical%20Steps%20to%20Improve%20Coordination%20and%20Workflow%20in%20the%20GEF%20Partnership_0.pdf)

Application

5. This Policy applies to the Secretariat and all GEF Partner Agencies (hereafter "Agencies"). The Policy applies to all new GEF-financed projects and programs[26] submitted on or after the date of effectiveness of July 1, 2019. For GEF-financed projects and programs under implementation, the Policy applies to all Project Implementation Reports, Mid-Term Reviews, and Terminal Evaluations submitted after one year of the date of effectiveness.

6. With respect to the application of GEF-specific Indicators and tracking tools, projects and programs are subject to the requirements established for each Replenishment Period. Core Indicators and Sub-Indicators are applied in projects and programs approved on or after July 1, 2018, and projects and programs approved from July 1, 2014 to June 30, 2018 apply Core Indicators and Sub-indicators at the next available opportunity in the project cycle. For projects and programs approved in previous Replenishment Periods, Agencies submit tracking tools at mid-term and/or completion, if applicable.

7. Paragraphs 27–29 below apply to programs approved on or after July 1, 2018.

Guiding Principles

8. The following principles guide Monitoring in the GEF:

(a) Data Quality and Standards: Monitoring is based on reliable data and observations. Monitoring reports consider the consistency and reliability of the data and observations used to inform findings and their interpretation, as well as lessons learned. Reliability is assured through standard protocols, including the instruments, procedures, methodologies, and analysis used to collect and interpret information.

(b) Relevance: Monitoring serves the needs of its intended users. Monitoring aims to be relevant, timely, and accessible, with a complete and balanced presentation of evidence, findings, conclusions, recommendations, and limitations.

(c) Stakeholder Engagement: Monitoring is based on meaningful Stakeholder Engagement, supported by the timely dissemination of relevant information in an accessible form. In Particular, GEF Operational Focal Points are key Stakeholders in Monitoring throughout the project and program cycles.

[26] This includes activities funded through any GEF-managed trust fund, unless otherwise decided by the LDCF/SCCF Council in response to guidance from the Conference of the Parties of the United Nations Framework Convention on Climate Change.

(d) Ethics: Monitoring is carried out in accordance with pre-defined ethical standards and accountability systems in such a way that conflicts of interest are avoided, suspected violations are reported and investigated, and with due protection of the confidentiality and identity of individuals or groups that provide information in confidence.

Policy Requirements

9. This Policy sets out mandatory requirements for Monitoring in GEF projects and programs, as well as at the portfolio level.

10. The Secretariat updates and maintains publicly available and easily accessible project and program templates and guidelines to support the effective implementation of these requirements.

11. In monitoring GEF projects and programs, Agencies engage GEF Operational Focal Points consistent with Minimum Requirement 4 of the *Evaluation Policy*[27], which encompasses engagement in Monitoring and Evaluation planning, Monitoring and reporting during implementation and at project completion, and access to information.

Full-Sized Projects and Medium-Sized Projects

12. In Project Identification Forms submitted for Work Program entry or Medium-Sized Project Approval, Agencies provide indicative expected Results across applicable Core Indicators and Sub-Indicators.

13. At CEO Endorsement/Approval, Agencies provide the following:

(a) Expected Results across applicable Core Indicators and Sub-Indicators, with any adjustments from Work Program entry of a Full-Sized Project/ Project Identification Form Approval of a Medium-Sized Project reflecting further analysis carried out during project preparation, including description of protocols used, relevant assumptions, and reasons for significant changes;

(b) A Project Results Framework or equivalent, including Indicators, baselines, and targets; and

(c) A Monitoring and Evaluation Plan, including a timeline of planned Monitoring and Evaluation Activities, expected dates of submission of Terminal Evaluations and any Mid-Term Reviews, a budget, roles and responsibilities, as well as

[27] GEF/ME/C.56/02

arrangements for Stakeholder Engagement and information disclosure consistent with the minimum requirements specified in the *Evaluation Policy*[28].

14. The Secretariat, in its review of Project Identification Forms and Requests for CEO Endorsement/Approval, assesses whether expected Results, Project Results Frameworks, and Monitoring and Evaluation Plans are adequately documented consistent with paragraphs 12–13 above and other relevant GEF policies.

15. During project implementation, Agencies oversee the implementation of the Monitoring and Evaluation Plan presented at CEO Endorsement/ Approval and submit to the Secretariat annual Project Implementation Reports, including information on project status; the amount of GEF Project Financing disbursed; the latest Development Objective Rating, Implementation Progress Rating, and Risk Rating; any changes to the expected dates of submission of Terminal Evaluations and any Mid-Term Reviews, as well as reasons therefore; and any other information as required by relevant GEF policies. Agencies submit the first Project Implementation Report no later than 75 calendar days after the end of the first full fiscal year (July 1–June 30) of implementation. Subsequent reports are submitted no later than 75 calendar days after the end of each fiscal year during which the project is under implementation.

16. At project mid-term, for all Full-Sized Projects and for Medium-Sized Projects where available, Agencies submit to the Secretariat a Mid-Term Review, any tracking tools or achieved Results across applicable Core Indicators and Sub-Indicators consistent with the expected Results presented at CEO Endorsement/ Approval, and any other information required by relevant GEF policies; consistent with the expected submission date provided at CEO Endorsement/ Approval or subsequently amended.

17. At project completion, Agencies submit to the Independent Evaluation Office a Terminal Evaluation in accordance with the minimum requirements specified in the *Evaluation Policy*[29], and to the Secretariat any tracking tools or achieved Results across applicable Core Indicators and Sub-Indicators consistent with the expected Results presented at CEO Endorsement/ Approval, as well as any other information required by relevant GEF policies. Agencies submit Terminal Evaluations consistent with the expected submission date provided at CEO Endorsement/ Approval or subsequently amended, and no later than twelve months after the actual Implementation End Date.

18. The Secretariat reviews Agencies' Project Implementation Reports, Mid-Term Reviews, and other information submitted during project implementation and at project completion; as appropriate; and collaborates with Agencies to ensure that their reports meet the requirements set out in paragraphs 15–17 above and other relevant GEF policies.

[28] GEF/ME/C.56/02
[29] GEF/ME/C.56/02

19. The Secretariat makes available on the GEF website all Project Implementation Reports, Mid-Term Reviews, and Terminal Evaluations that are not restricted from public access in accordance with the applicable policy on information disclosure.

Enabling Activities

20. At CEO Endorsement/ Approval of an Enabling Activity request, Agencies present:

(a) A Project Results Framework or equivalent, including Indicators, baselines, and targets; and

(b) A Monitoring and Evaluation Plan, including a timeline of planned Monitoring and Evaluation Activities, a budget, roles and responsibilities, as well as arrangements for Stakeholder Engagement and information disclosure consistent with the minimum requirements specified in the *Evaluation Policy*[30].

21. The Secretariat, in its review of Requests for CEO Endorsement/Approval, assesses whether Project Results Frameworks and Monitoring and Evaluation Plans are adequately documented consistent with Paragraph 20 above and other relevant GEF policies.

22. During implementation, Agencies oversee the implementation of the Monitoring and Evaluation Plan presented at CEO Endorsement/ Approval and report annually to the Secretariat on the status of the Enabling Activity; the amount of GEF Project Financing disbursed; and any other information as required by relevant GEF policies. Agencies complete the first such report no later than 75 calendar days after the end of the first full fiscal year (July 1–June 30) of implementation, and subsequent reports no later than 75 calendar days after the end of each fiscal year during which the Enabling Activity is under implementation.

23. Should Agencies produce Project Implementation Reports or carry out Mid-Term Reviews or Terminal Evaluations of Enabling Activities, Agencies submit these to the Secretariat and the Independent Evaluation Office.

24. The Secretariat reviews Agencies' annual reports; as appropriate; and collaborates with Agencies to ensure that their reports meet the requirements set out in Paragraph 21 above and other relevant GEF policies.

25. The Secretariat makes available on the GEF website up-to-date information on all Enabling Activities under implementation, including any Project Implementation Reports, Mid-Term Reviews, and Terminal Evaluations that are not restricted from public access in accordance with the applicable policy on information disclosure.

[30] GEF/ME/C.56/02

Programs

26. In Program Framework Documents submitted for Work Program entry, Lead Agencies provide indicative expected Results across applicable Core Indicators and Sub-Indicators and describe the intended approach to Monitoring and Evaluation across the program, including ways to ensure coherence across Child Projects, consistent with the minimum requirements specified in the *Evaluation Policy*[31].

27. The Secretariat, in its review of Program Framework Documents, assesses whether the expected Results and intended Monitoring and Evaluation approach of the program are adequately documented consistent with Paragraph 26 above and other relevant GEF policies.

28. From CEO Endorsement/ Approval, Agencies document, monitor, and report on Child Projects consistent with paragraphs 13–17 above, as well as the intended Monitoring and Evaluation approach and expected results set out at Work Program entry.

29. The Lead Agency reports annually to the Secretariat on the status of the program starting within one year after Council approval of the Program Framework Document. In such reports, the Lead Agency highlights program-level activities and achievements, beyond those of the Child Projects as presented in their respective implementation reports, including progress towards program-level outcomes, major milestones achieved through overall program implementation, and engagement in regional or global fora as means to advance the overall program goal. In addition, the Secretariat, as part of its portfolio monitoring and reporting, aggregates and synthesizes, by program, the information provided by Agencies on the Results and performance of Child Projects.

30. At program completion, the Lead Agency submits to the Independent Evaluation Office an Evaluation of the program in accordance with the minimum requirements specified in the *Evaluation Policy* [32]. The Lead Agency submits the Evaluation no later than twelve months after all Child Projects have reached their Implementation End Date.

31. The Secretariat reviews Lead Agencies' annual reports and other information submitted during program implementation and at program completion; as appropriate; and collaborates with Lead Agencies to ensure that their reports meet the requirements set out in paragraphs 28–29 above and other relevant GEF policies.

32. The Secretariat makes available on the GEF website all program reports and Evaluations that are not restricted from public access in accordance with the applicable policy on information disclosure.

[31] GEF/ME/C.56/02
[32] GEF/ME/C.56/02

Small Grants Programme

33. For Full-Sized Projects and Medium-Sized Projects submitted for Work Program entry and CEO Endorsement/ Approval under the Small Grants Programme, the Agency follows the requirements set out in paragraphs 12–13 above. The Secretariat reviews such projects in line with Paragraph 13 above.

34. During implementation and at project completion, for single-country projects financed in Upgraded Countries, the Agency follows the requirements set out in paragraphs 15–17 above.

35. For the global program of the Small Grants Programme, the Agency submits to the Secretariat a consolidated annual report, including the status of the Programme; any achieved Results across applicable Core Indicators and Sub-Indicators; GEF Project Financing approved, committed, and disbursed by operational phase, with a breakdown between grants to civil society and community-based organizations and other costs, as well as core funds and additional GEF funds from country allocations; and any other information as required by relevant GEF policies. The Agency submits such reports no later than 75 calendar days after the end of each fiscal year.

36. The Agency ensures that the Small Grants Programme is independently evaluated in each operational phase. The Agency makes such Evaluations publicly available.

37. The Secretariat reviews all Small Grants Programme reports and collaborates with the Agency to ensure that these meet the requirements set out in Paragraph 34 above and other relevant GEF policies.

38. The Secretariat makes available on the GEF website all Small Grants Programme reports and Evaluations that are not restricted from public access in accordance with the applicable policy on information disclosure.

Portfolio Monitoring and Reporting

39. Agencies submit to the Secretariat annual summary reports on the administrative expenses covered by Agency Fees, including Project Cycle Management and any Corporate Activities. Agencies submit reports on such administrative expenses no later than 75 calendar days after the end of each fiscal year.

40. The Secretariat reviews Agencies' summary reports and collaborates with Agencies to ensure that the reports meet the requirements set out in Paragraph 38 above.

41. The Secretariat compiles relevant data and information from Agencies' Project Implementation Reports, Mid-Term Reviews, Terminal Evaluations, annual program reports, reports on the Small Grants Program, as well as its own information management system, and

presents to the Council an annual report, including on the expected and achieved Results and performance of the active portfolio of GEF projects and programs, as well as any other information required by other relevant GEF policies or requested by the Council. The Secretariat presents such annual reports at the first Council meeting of each fiscal year.

42. The Secretariat, in collaboration with Agencies, monitors the GEF portfolio on a continuous basis and reports to the Council on any issues that require its attention.

Corporate Effectiveness and Efficiency

43. The Secretariat, in collaboration with Agencies, monitors the corporate effectiveness and efficiency of the GEF and reports regularly to the Council, including on, but not limited to, the speed of project preparation and implementation, and compliance with reporting requirements.

Review of the Policy

44. The Council decides on the review and revision of this Policy.

Effectiveness

45. This Policy will come into effect on July 1, 2019 and will remain in effect until amended or superseded by the Council.

GLOBAL ENVIRONMENT FACILITY
INVESTING IN OUR PLANET

Policy: **GA/PL/02**
Approved on December 19, 2019

POLICY ON MINIMUM FIDUCIARY STANDARDS

Summary	This Policy the minimum fiduciary standards set forth by the GEF Council in order to strengthen the accountability of the GEF Partner Agencies.
Approved by	GEF Council
Approval Date	December 19, 2019 (57th Council Meeting)
Effective Date	December 19, 2019
Applicability	This Policy applies to all GEF Partner Agencies.
Council Doc	Updated Policy on Minimum Fiduciary Standards (GEF/C.57/04/Rev.02)
Related Doc	☐ Policy on Environmental and Social Safeguards (SD/PL/03) and Guidelines ☐ Policy on Gender Equality (SD/PL/02) and Guidelines ☐ Policy on Stakeholder Engagement (SD/PL/01) and Guidelines ☐ Principles and Guidelines for Engagement with Indigenous Peoples (GEF/C.42/Inf.03/Rev.1) ☐ Monitoring Policy (GEF/C.56/03) ☐ Monitoring Agency Compliance with GEF Policies (ME/PL/02) and Assessment Guidelines

Definitions

Environmental and Social Safeguards: Measures taken by a development agency to avoid, minimize, mitigate, and where appropriate, offset adverse social or environmental impacts arising from projects financed by the agency. Minimum standards for GEF Partner Agency policies, procedures, systems and capabilities related to identifying and addressing environmental and social risks and impacts in GEF projects and programs include: (a) Environmental and Social Assessment, Management and Monitoring; (b) Accountability, Grievance and Conflict Resolution; (c) Biodiversity Conservation and the Sustainable Management of Living Natural Resources; (d) Restrictions on Land Use and Involuntary Resettlement; (e) Indigenous Peoples; (f) Cultural Heritage; (g) Resource Efficiency and Pollution Prevention; (h) Labor and Working Conditions; and (i) Community Health, Safety and Security.[1] In the GEF, the application of environmental and social safeguards standards and procedures is part of the project appraisal process.

Evaluation: A systematic and impartial assessment of planned, ongoing or completed activities, projects, programs in specific focal areas or sectors, policies, strategies and their implementation, or other topics relevant to the GEF partnership and organization.[2]

Execution Activities and Functions: Execution generally includes the management and administration of the day-to-day activities of projects in accordance with specific project requirements in an agreement with the GEF Partner Agency responsible for implementation. Execution implies accountability for intended and appropriate use of funds, procurement, and contracting of goods and services.[3]

Executing Entity: An organization that executes a GEF Project or Program, or portions of it, under the supervision of a GEF Partner Agency, including national or sub-national government agencies, civil society organizations, private sector entities, or academic institutions, among others.

GEF Partner Agencies: Those agencies eligible to request and receive GEF resources directly for the design, implementation, and supervision of GEF Projects. It does not include agencies designated by countries that request resources from the GEF Secretariat for the execution of activities under GEF direct access modalities (implemented by the GEF Secretariat), including for Convention reports and National Portfolio Formulation Exercises.

[1] GEF Policy SD/PL/03, *Policy on Environmental and Social Safeguards* (http://www.thegef.org/sites/default/files/documents/gef_environmental_social_safeguards_policy.pdf)
[2] Council Document GEF/ME/C.56/02/Rev.01, *The GEF Evaluation Policy* (http://www.thegef.org/sites/default/files/council-meeting-documents/EN_GEF.ME_C56_02_Rev01_GEF_Evaluation_Policy_June_2019_0.pdf)
[3] For more detailed description of implementation and execution activities/functions, see Council Document GEF/C.39/9, *Rules and Guidelines for Agency Fees and Project Management Costs*, page 4.

GEF Project: An activity or set of activities that promote the achievement of the purposes of the GEF for which resources from any of the Trust Funds operated by the GEF has been requested by a GEF Partner Agency on behalf of an eligible recipient and/or approved by the GEF Council or the CEO.

Implementation Activities and Functions: Implementation generally involves project identification, preparation of project concept, appraisal, preparation of detailed project documents, project approval and start-up, project supervision, and project completion and evaluation[4].

Monitoring: The continuous or periodic, standardized process of collecting and analyzing data on specific indicators to provide decision-makers, managers, and Stakeholders with information on progress in the achievement of agreed objectives and the use of allocated resources.[5]

Program: A longer-term and strategic arrangement of individual yet interlinked projects that aim at achieving large-scale impacts on the global environment.

Project Appraisal: The investigative process used by a development agency to determine whether projects and activities financed by the agency meet their development goals, including sustainable development and environmental goals, before funds are disbursed. In practice, a GEF Partner Agency's project appraisal process may include the investigation of multiple aspects of a project, including economic, technical, institutional, financial, environmental, social, commercial, etc.

[4] For more detailed description of implementation and execution activities/ functions, see Council Document GEF/C.39/9, *Rules and Guidelines for Agency Fees and Project Management Costs*, page 4.
[5] Council Document GEF/C.56/03/Rev.01, *Policy on Monitoring* (http://www.thegef.org/sites/default/files/documents/EN_GEF.C.56.03.Rev_.01_Policy_on_Monitoring.pdf)

Introduction

1. This policy outlines the minimum fiduciary standards set forth by the GEF Council in order to strengthen the accountability of the GEF Partner Agencies.

Objectives

2. The objective of this policy is to strengthen financial and programmatic accountability of the GEF by requiring that all GEF Partner Agencies meet the agreed minimum fiduciary standards that are listed in Annex I: *GEF Minimum Fiduciary Standards*.

Scope of Application

3. This Policy applies to all GEF Partner Agencies.

Core Principles

4. As a general matter, minimum fiduciary standards are maintained with the implementation of procedures that reflect several core principles. These include:

(a) Professional standards. Fiduciary management functions (for all categories) are undertaken based on published guidelines by the GEF Partner Agency which take into account internationally recognized professional standards and principles.

(b) Independence. Fiduciary review functions are appropriately independent and objective in the execution of their respective duties.

(c) Transparency. To ensure both accountability and remedial action, the results of reviews are disclosed to the fullest extent possible, taking into account confidentiality and other concerns as appropriate.

(d) Monitoring and response. Procedures are in place that establish periodic monitoring so that issues raised in reviews are dealt with effectively.

(e) Value-for-money provisions. Procedures focus, as appropriate, on ensuring that the maximum benefit, for the resources expended, has been obtained from goods and services acquired or provided.

5. These core principles apply across the board, in the design and implementation of standards in each of the covered areas.

Application to Different Types of Operations

6. The GEF Council has decided that all GEF Partner Agencies need to meet the GEF Minimum Fiduciary Standards (GFMS).[6] The following is guidance drawn from Council Document GEF/C.31/6.[7]

7. In general, all GFMS apply across all types of operations, where there are projects and/or activities to which they can be applied sensibly. Most of the standards apply generally, rather than to project- or GEF-specific activities. These include external and internal audit, financial management and controls, financial disclosure, codes of ethics, investigation, and hotline and whistleblower protection. Requirements for monitoring and evaluation are covered under GEF Monitoring and Evaluation Policies respectively.[8] Project appraisal standards, procurement processes, and project-at-risk systems may vary to some degree, depending on the type of programs and activities, in terms of the appropriate criteria and objectives used. However, the core principles are consistent across different types of operations and activities.

8. In the specific context of a GEF Partner Agency's GEF work, any assessment must examine whether GEF activities are fully covered by institution-wide standards. In addition, institutional standards designed to cover core business activities must be assessed to ensure that their application to GEF work is effective. This Policy assumes that GEF Partner Agency activities are undertaken consistent with the recommendations of GEF/C.31/5, *Comparative Advantages of the GEF Agencies*.[9] In any case, if an GEF Partner Agency's management and control frameworks are focused on different kinds of activities than those undertaken by the GEF Partner Agency for the GEF, there must be an examination of whether the frameworks achieve their intended purposes for GEF activities as well. This may apply to existing or future operations.

9. As noted in GEF/C.31/5, *Comparative Advantages of the GEF Agencies*, an assessment of GEF Partner Agency capacity to manage different types of projects would be based, inter alia, on each GEF Partner Agency's fiduciary policies, including environmental and social safeguard procedures. In specific cases of integrated projects that include components where the expertise and experience of a GEF Partner Agency is lacking or weak, partnerships with

[6] This Policy recognizes that GEF Partner Agencies adopt their own policies and procedures aligned with the GFMS in a manner that is appropriate to their unique status. References to international standards provide guidance as to international best practice which the GFMS takes into account.
[7] Council Document GEF/C.31/6, *Recommended Minimum Fiduciary Standards for GEF Implementing and Executing Agencies* (http://www.thegef.org/sites/default/files/council-meeting-documents/C.31.6_Fiduciary_Standars_4.pdf)
[8] Council Document GEF/C.56/03/Rev.01, *Policy on Monitoring* (http://www.thegef.org/sites/default/files/documents/EN_GEF.C.56.03.Rev_.01_Policy_on_Monitoring.pdf), and Council Document GEF/ME/C.56/02/Rev.01, The *GEF Evaluation Policy* (http://www.thegef.org/sites/default/files/council-meeting-documents/EN_GEF.ME_C56_02_Rev01_GEF_Evaluation_Policy_June_2019_0.pdf).
[9] Council Document GEF/C.31/05, *Comparative Advantages of the GEF Agencies* http://www.thegef.org/council-meeting-documents/comparative-advantages-gef-agencies

other GEF Partner Agencies must be established with clear complementary roles, so that all aspects of the projects can be well managed.

10. Should GEF Partner Agencies choose to implement activities that are generally outside of their respective comparative advantage, and to implement such activities in partnership with another GEF Partner Agency that has that comparative advantage, as required by the GEF Council, they make arrangements so that all of the appropriate fiduciary standards, controls and business practices that are required to support those specific activities are in place.

Application to GEF Partner Agencies

11. As a principle, assessments of whether GEF Partner Agencies meets the GFMS should take into account the following:

(a) Reasonable Assurance of Effectiveness. The evaluation should take into account not just the existence of fiduciary standards, but also their effectiveness. That is, the assessment should consider whether the fiduciary management policies and functions are reasonably effective in achieving their intended purposes and that GEF Partner Agencies maintain capacity (internally or through third parties for certain fiduciary activities). In that regard, it should be recognized that GEF Partner Agencies work in challenging environments throughout the world. All GEF Partner Agencies remain vulnerable to some degree to the risks that fiduciary standards and controls are meant to identify and mitigate. Absolute assurance about the application and effectiveness of fiduciary requirements and controls is not possible; a standard of reasonable assurance is the appropriate one to follow.

(b) Comparability. Among GEF Partner Agencies, there will inevitably be different standards and procedures in place, sometimes for the same purposes, and the distance below or above the benchmark in a given area will differ. If a minimum benchmark is not met in a particular area, the assessment should review and take into account any standards or procedures that are in place that provide equivalent or comparable functions or assurance. Similarly, different approaches to fiduciary functions may be equivalent in their effect. For example, audit, investigation and evaluation functions may be established separately within an agency or may be organized under an Inspector General.

(c) Communication of Assessment Findings. After GEF Partner Agencies are assessed, it is important that any findings, including identified issues and gaps in a GEF Partner Agency's ability to meet the GMFS, should be communicated to the individual Agencies promptly, in order to provide adequate response.

(d) Periodic Monitoring. GEF Partner Agencies not meeting the GMFS will report annually to the GEF Council on their progress in meeting the GMFS under their

agreed monitorable and time-bound action plans.

Review and Evolution of Fiduciary Standards

12. The Council agreed that implementation of fiduciary standards and procedures is, for most of the areas, an evolving process. From a GEF Partner Agency's perspective, a function may be established, or a policy or practice introduced, on the basis of required GMFS with an expectation that the relevant policies and practices would be enhanced over time. This Policy recognizes that GEF Partner Agencies adopt policies and procedures in a manner that is appropriate to their unique status, and it references international standards to provide guidance.

Monitoring of GEF Partner Agency Compliance and Addressing Non-Compliance

13. Regular periodic GEF Partner Agency self-assessments; risk-based, independent, third-party reviews of the Agencies' compliance with the GMFS; and steps to respond when a GEF Partner Agency is no longer compliant will be carried out in accordance with the Policy on Monitoring Agency Compliance with GEF Policies.[10] If the GMFS are updated in between replenishment cycles, the Council will determine the timing of self-assessments and third party reviews.

[10] GEF Policy ME/PL/02, *Monitoring Agency Compliance with GEF Policies*. (http://www.thegef.org/sites/default/files/documents/Monitoring_Agency_Compliance_Policy_0.pdf)

Minimum Fiduciary Standards

1. The standards below are the GEF Minimum Fiduciary Standards initially approved by the GEF Council in 2007 and subsequently updated as agreed by Council.

2. GEF Partner Agencies have in place the necessary policies, procedures, systems and capabilities and ensure that they meet the GEF Minimum Fiduciary Standards.

3. GEF Partner Agencies have in place the necessary policies, procedures and legal arrangements to require that the GEF Minimum Fiduciary Standards are met during GEF funded project and program implementation, and GEF Partner Agencies implement such policies, procedures and legal arrangements.

I. Project/Activity Processes and Oversight Criteria

1. Project Appraisal Standards - *Project appraisal functions include the establishment of standards and appropriate safeguards that are used to determine whether projects and activities are reasonably likely to meet their development goals before funds are dispersed.*

(a) A project and/or activity appraisal process is in place with the purpose of examining whether proposed projects and/or activities meet appropriate technical, economic, financial, environmental, social (including considerations of gender equality), institutional and/or other relevant criteria[11], and whether they are reasonably likely to meet stated objectives and outcomes.

(b) The appraisal process provides institutional checks and balances at the stage of project design:

- Policies and risk-assessment procedures are in place specifying the criteria and circumstances under which environmental, social (including considerations of gender equality), institutional and/or fiduciary assessments must be conducted to incorporate environmental, social or other relevant considerations into a proposed project or activity.[12]
- Guidelines or policies are in place that provide for evaluation by technical advisors, who assess whether or not a proposed project or activity is eligible for GEF funding, based on the GEF-mandated criteria; is likely to achieve GEF goals; and is aligned with scientifically sound principles.

(c) Project and/or activity development objectives and outcomes are clearly

[11] Agencies are required to meet GEF minimum standards on *Environmental and Social Safeguards* (as defined in GEF Policy SD/PL/03, *Policy on Environmental and Social Safeguards*, and the requirements of GEF Policy SD/PL/02, *Policy on Gender Equality and* GEF Policy SD/PL/01, *Policy on Stakeholder Engagement.*

[12] Agencies' processes and procedures must meet the requirements of the GEF Policy SD/PL/03, *Policy on Environmental and Social Safeguards* (http://www.thegef.org/sites/default/files/documents/gef_environmental_social_safeguards_policy.pdf)

stated and key performance indicators with baseline and targets are incorporated into the project/activity design.

(d) Appropriate fiduciary oversight procedures are in place to guide the appraisal process and ensure its quality and monitoring of follow-up actions by the GEF Partner Agency during implementation.

2. Procurement Processes – *GEF Partner Agency procurement processes covering both internal/administrative procurement and procurement by recipients of funds include written standards based on widely recognized processes and an internal control framework to protect against fraudulent and corrupt practices (using widely recognized definitions such as those agreed by the International Financial Institutions Anti- Corruption Task Force) and waste.*

(a) Specific GEF Partner Agency policies and guidelines promote economy, efficiency, transparency and fairness in procurement through written standards and procedures that specify procurement requirements, accountability, and authority to take procurement actions. As a minimum, these policies and guidelines provide for:

- Open competition and define the situations in which other less competitive methods can be used; and
- Wide participation through publication of business opportunities; descriptive bid/ proposal documents that disclose the evaluation criteria to be used; neutral and broad specifications; non-discriminatory participation and selection principles; and sufficient time to submit bids or proposals.

(b) Specific procurement guidelines are in place with respect to different types and categories of procurement, including the recruitment of consultants, managed by the GEF Partner Agency.

(c) Procurement guidelines provide for security and confidentiality of information during the bidding, opening, evaluation and debriefing phases of procurement.

(d) Procurement guidelines provide for a procurement protest mechanism whereby bidders have a right to complain during the bidding process about non-compliance with procurement policies and guidelines and irregularities in the process; are informed of this right; and there is a clear process whereby complaints are received and addressed.

(e) Standard contracts include dispute resolution procedures that provide for an efficient and fair process to resolve disputes arising during the performance of the contract.

(f) General Conditions of Contract and tender conditions provide for contract awardees to adhere to anti-fraud and corruption policies and provide access to GEF Partner Agency investigators to bidder/contractor records relating to bids and contracts in the event that this is needed to support investigations

of complaints of fraud or corruption.

(g) Procurement guidelines encourage the consideration of sustainability concepts[13] in the procurement of goods.

(h) Specific procedures, guidelines and methodologies of assessing the procurement procedures of executing entities are in place.

(i) Procurement performance in implemented projects is monitored at periodic intervals, and there are processes in place requiring a response when issues are uncovered.

(j) Procurement records are easily accessible to procurement staff, and procurement policies and awards are publicly disclosed.

3. Monitoring and Project-at-Risk Systems - *The GEF Policy on Monitoring[14] establishes minimum requirements based on widely recognized, best practice norms and standards for monitoring in the GEF. From a fiduciary perspective, the monitoring function detects, assesses, and provides management information about risks related to projects and/or activities, particularly those deemed to be at risk.*

(a) Monitoring functions, policies and procedures have been established consistently with the requirements of the GEF Policy on Monitoring.

(b) The roles and responsibilities of the monitoring function are clearly articulated at both the project/activity and entity/portfolio levels. The monitoring function at the entity/portfolio level is separated from the project and/or activity origination and supervision functions.

(c) Monitoring reports at the project/activity level are provided to a project/activity manager as well as to an appropriately higher level of managerial oversight within the organization so that mid-course corrections can be made, if necessary. Monitoring reports at the entity/portfolio level are provided to both project/activity managers and to an appropriately higher level of oversight within the organization so that broader portfolio trends are identified, and corresponding policy changes can be considered.

(d) A process or system, such as a project-at-risk system, is in place to flag when a project has developed problems that may interfere with the achievement of its objectives, and to respond accordingly to redress the problems.

(e) Adequate fiduciary oversight procedures are in place to guide the project risk assessment process and to ensure its quality and monitoring of follow-

[13] Examples of guidance can be found in the International Standard ISO 20400:2017 Sustainable Procurement and information produced by the Marrakesh Task Force on Sustainable Procurement (http://www.unep.fr/scp/marrakech/taskforces/procurement.htm).
[14] Council Document GEF/C.56/03/Rev. 01, *Policy on Monitoring* (http://www.thegef.org/sites/default/files/documents/EN_GEF.C.56.03.Rev_.01_Policy_on_Monitoring.pdf)

up actions by the GEF Partner Agency during implementation.

4. Project Completion and Financial Closure - *Operational systems and overall capacity are in place to conduct necessary activities relating to project completion and financial closure*

(a) Procedures have been established concerning project operational completion and financial closure, including reporting on results achieved, lessons learned and recommendations for improvement, and final financial reports, including information on co-financing.

(b) There are procedures to make project results publicly available.

5. Evaluation Function - *The evaluation function assesses the extent to which projects, programs, strategies, policies, sectors, focal areas, or other activities achieve their objectives. The goals of evaluation are to provide an objective basis for assessing results, to enhance accountability in the achievement of agency objectives, and to learn from experience. The GEF Evaluation Policy, adopted by Council in June 2019[15] , establishes requirements for evaluation in the GEF based on widely recognized, best practice norms and standards including impartiality, professionalism, and a high degree of independence.*

(a) Independent evaluations are undertaken by an established body or function as part of a systematic program of assessing results, consistent with the requirements of the GEF Evaluation Policy.

(b) The evaluation function follows impartial, widely recognized, documented and professional standards and methods, consistent with the norms, principles, criteria and minimum requirements set out in the GEF Policy on Evaluation.

(c) The evaluations body or function is structured to have the maximum independence possible from the organization's operations, consistent with the structure of the GEF Partner Agency, ideally reporting directly to the board of directors or comparable body. If its structural independence is limited, the evaluations body or function has transparent reporting to senior management and/or the governing board.

(d) An evaluation disclosure policy is in place. Evaluation reports are disseminated as widely as possible, and at a minimum to all parties directly or indirectly involved with the project. To enhance transparency, to the extent possible, reports are available to the public.

[15] Council Document GEF/ME/C.56/02/Rev.01, *The GEF Evaluation Policy* http://www.thegef.org/sites/default/files/council-meeting-documents/EN_GEF.ME_C56_02_Rev01_GEF_Evaluation_Policy_June_2019_0.pdf

II. Governance Framework Criteria

1. External Financial Audit - *The external financial audit function ensures an independent review of financial statements and internal controls*.

(a) The GEF Partner Agency has appointed an independent external audit firm or organization to perform an annual audit of its financial statements.

(b) The work of the external audit firm or organization is consistent with recognized international auditing standards such as International Standards on Auditing (ISA) or the International Standards of Supreme Audit Institutions (ISSAI).

(c) Financial statements are prepared in accordance with recognized accounting standards such as International Financial Reporting Standards (IFRS), International Public Sector Accounting Standards (IPSAS), or Generally Accepted Accounting Principles (GAAP) that are accepted in major capital markets for listed companies.

(d) The internal controls over financial reporting cover the use of GEF funds, and Management asserts to the GEF Partner Agency governing body that these internal controls are adequate.

(e) An annual audit opinion on the financial statements and/or, as appropriate, on all GEF funds received from the Trustee and administered by the GEF Partner Agency, is issued by the external auditor and made public.

(f) An independent audit committee, or comparable body, is appointed and oversees the work of the external audit firm or organization as it relates to the audit of the financial statements, as well as risk management, internal control, and internal audit. The audit committee or comparable body has written terms of reference that address its membership requirements, duties, authority, accountability and regularity of meetings.

(g) The external auditor makes regular reports of observations with respect to accounting systems, internal financial controls, and administration and management of the organization. Auditor and management progress reports are reviewed by the audit committee or comparable body annually.

2. Financial Management and Control Frameworks - *An internal control framework is a risk-based process designed to provide reasonable assurance and feedback to management regarding the achievement of objectives in the following categories:*[16]

- *Effectiveness and efficiency of operations*

[16] This is elaborated, for example, in the Committee of Sponsoring Organizations of the Treadway Commission (COSO) *Internal Control – Integrated Framework.*

- *Reliability of financial reporting and financial management frameworks*
- *Compliance with applicable policies and procedures.*

(a) A control framework has been adopted that is documented and includes clearly defined roles for management, internal auditors, the board of directors or comparable body, and other personnel.

(b) The control framework covers the control environment ("tone at the top"), risk assessment, internal control activities, monitoring, and procedures for information sharing.

(c) The control framework has defined roles and responsibilities pertaining to accountability of fiscal agents and fiduciary trustees.

(d) At the institutional level, risk-assessment processes are in place to identify, assess, analyze and provide a basis for proactive risk responses in each of the financial management areas. Risks are assessed at multiple levels and plans of action are in place for addressing risks that are deemed significant or frequent.

(e) The control framework guides the financial management framework.

(f) Procedures are in place for identifying internal controls, including controls designed to prevent or detect fraud, and assessing control details annually in core financial management areas, including:

- Budgeting;
- Accounting;
- Funds flow (including disbursements, cash management, unused fund close- out); and
- Financial reporting.

(g) The control framework applies rigorous measures to prevent and combat fraud and other forms of financial mismanagement by employees, by contractors and suppliers under the GEF Partner Agency's own procurement, or in respect of funds provided to executing entities.

(h) There is a separation of functions between project implementation and execution:

(i) There is a separation of functions such that the entity that undertakes project execution reports and is responsible to the agency that carries out project implementation, with the latter overseeing the executing entity and having accountability to the GEF Council. This explicitly precludes a merging or crossing over of the functions of the GEF Partner Agencies and executing entities as they are distinct and separate.

(ii) In cases where a GEF Partner Agency carries out both implementation

and execution of projects[17], the GEF Partner Agency must separate its project implementation and execution duties, and describe in project planning documents, each of the following:

- A satisfactory institutional arrangement for the separation of implementation and executing functions in different departments of the GEF Partner Agency; and
- Clear lines of responsibility, reporting and accountability within the GEF Partner Agency between the project implementation and execution functions.

(i) Financial management segregation of duties: Duties are segregated where incompatible. Related duties are subject to a regular review by management; response is required when discrepancies and exceptions are noted; and segregation of duties is maintained between: settlement processing; procurement processing; risk management/reconciliations; and accounting.

3. Oversight of Executing Entities - *GEF Partner Agencies have measures in place to review and oversee GEF funded project and program implementation.*

(a) There is a well-defined due diligence process prior to the GEF Partner Agency's approval of a project, to assess fiduciary risks, including preparation of risk mitigation and action plans so that proposed executing entities have adequate fiduciary controls in place to manage GEF funds used to finance a project.

(b) Information regarding funding agreements is made publicly available.

(c) There is a monitoring system in place designed to ensure that grants are implemented, and funds are used by executing entities as intended.

(d) For projects funded by GEF, there is a framework in place to suspend disbursements to executing entities and recover GEF funds not used in compliance with legal agreements including fraud.

4. Financial Disclosure/Conflict of Interest - *The financial disclosure and conflicts of interest policies delineate the process surrounding mandatory financial disclosures of possible or apparent conflicts of interest by identified parties*.

(a) Documented policies covering identified parties define conflicts of interest arising from personal financial interests or otherwise that require disclosure, including actual, perceived and potential conflicts.

(b) The policies specify prohibited personal financial interests and other types of

[17] Consistent with GEF Policy FI/PL/03, *Fee Policy for GEF Partner Agencies*, the selection process for the GEF Partner Agency that shall perform executing functions should be transparent, and this exception from normal GEF practice should be clearly described at the project concept stage, i.e., including such information in the Project Identification Form or submitted before or by the time of CEO Endorsement/Approval at the latest.

conflicts of interest situations.

(c) The policies describe the principles under which conflicts of interests are reviewed and resolved by the GEF Partner Agency. It describes sanction measures for parties that do not self-disclose where a conflict of interest is identified.

(d) Parties covered by the policies are provided a way to disclose personal financial interests and/or other conflicts of interest situations annually and/or on an ongoing basis to an administrative function within the GEF Partner Agency.

(e) The policies establish processes for the administration and review of financial disclosure interests of the defined parties, as well as resolution of identified conflicts of interests, under an independent monitoring/administration function.

5. Code of Ethics/Conduct - *A code of ethics/conduct or equivalent for GEF Partner Agency staff promotes responsible conduct and ethical behavior.*

(a) A documented code or equivalent defines ethical standards to be upheld, including protecting GEF Partner Agency and trust fund assets. The code lists parties required to adhere to the standards including senior managers, employees, consultants and independent experts. It describes disciplinary and enforcement actions for violations and provides for appropriate flexibility in application and implementation in local environments.

(b) An ethics or related function provides administrative support for the code or equivalent, including awareness-raising of the code or equivalent, providing advice on and monitoring compliance with the code or equivalent and investigating or referring for investigation identified or alleged violations.

(c) Multiple avenues for reporting compliance and/or other business conduct concerns such as a hotline (for example, web portals for online reporting, and information on confidential email and phone numbers and physical means of reporting) and contact information for functional/department options (e.g. human resources, ethics office or internal audit) are readily available (e.g. on the GEF Partner Agency's intranet and/or external websites).

6. Internal Audit - *Internal auditing is an independent, objective activity designed to add value and improve an organization's operations. It helps an organization to accomplish its objectives by bringing a systematic, disciplined approach to evaluate and improve the effectiveness of risk management, control, and governance processes*.

(a) Internal audit activity is carried out in accordance with internationally recognized standards such as those prescribed by the Institute of Internal Auditors (IIA). GEF Partner Agencies have their own internal guidelines to

aid audit staff in applying the standards.

(b) Auditors and entities that provide internal auditing services adhere to ethical principles of integrity, objectivity, confidentiality and competency.

(c) The internal audit function is functionally independent and objective in the execution of its respective duties. There is an officer designated to head the internal function. The chief audit officer reports to a level within the organization that allows the internal audit activity to fulfill its responsibilities objectively.

(d) The internal audit function has documented terms of reference/charter that outlines its purpose, authorized functions, and accountability and confirms the professional standards being followed and the arrangements in place for the function's independence and objectivity.

(e) The internal audit function has a documented description of the audit planning process, including a risk-based methodology for preparing these audit plans, including the cycle of coverage expected in each plan. The audit plan outlines the priorities of the function and is consistent with the GEF Partner Agency's goals.

(f) The chief audit officer shares information and coordinates activities with relevant internal and external parties (including external financial statement auditors) for proper coverage and to minimize duplication of efforts.

(g) The internal audit function disseminates its findings to the corresponding senior and business management units, who are responsible for acting on and/or respondingto recommendations.

(h) The internal audit function has a process in place to monitor the response toits recommendations.

(i) A process is in place to monitor and assess the overall effectiveness of the internal audit functions including periodic internal and external quality assessments.

7. Investigation Function - *The investigation function provides for independent, objective investigation of allegations of fraudulent and corrupt practices (taking into account as appropriate recognized definitions such as those agreed by the International Financial Institutions Anti- Corruption Task Force) in GEF Partner Agency operations, and of allegations of possible agency staff misconduct.*

(a) The GEF Partner Agency's investigations function has publicly available terms of reference that outline the purpose, authority, and accountability of the function.

(b) To ensure functional independence, the investigations function is headed byan officer independent from operational or programmatic activities

who reports to a level of the organization that allows the investigation function to fulfill its responsibilities objectively and independently.

(c) The investigation function is carried out in accordance with standards, referred to in its terms of reference, that provide for:

- Maintaining objectivity, impartiality, and fairness throughout the investigative process and conducting investigation activities competently and with the highest levels of integrity.
- Managing any actual or potential conflicts of interest of investigative staff.
- Protecting confidentiality.
- Basing investigative findings on facts and related analysis, which may include reasonable inferences and take into account both inculpatory and exculpatory information.
- Having sufficient access to the personnel, records, facilities of the entity to meet the above requirements.

(d) The investigations function has published guidelines for processing cases, including standardized procedures for handling complaints received by the function and managing cases before, during and after the investigation process.

(e) The investigations function has a defined process for periodically reporting information on the investigation function, case trends and lessons learned with respect to internal controls. To enhance accountability and transparency, to the extent possible, case trend reports and other information are made available to senior management and respective functional business areas.

(f) Subject to GEF Partner Agency requirements of confidentiality, the GEF Partner Agencies

- Report to Council, through the Secretariat, when an Agency determines to take under formal review[18] an allegation of possible non-compliance with Agency fiduciary requirements, including fraud and corruption involving a GEF funded project, in accordance with its policies and procedures, together with any non-confidential information about the review that the Agency is able to provide
- Keep the Council informed of developments in those cases, through the Secretariat.
- Notify the GEF Council, through the Secretariat and with a copy to the Trustee, when an Agency determines that GEF funds are not being used or

[18] The phrase "taken under formal review" refers to allegations that the Agency has determined to be credible and merit further formal review or investigation, according to Agency procedures.

have not been used for the purpose for which they have been provided, including any fraudulent or corrupt practices.

- Report to Council on an annual basis through the Secretariat, statistical information on cases involving non-compliance with Agency fiduciary requirements (including fraud and corruption) that involve GEF-financed projects and are under their formal review.

8. Hotline & Whistleblower Protection – *GEF Partner Agency policies provide avenues for reporting suspected violations and protections for individuals reporting such violations*.

(a) A hotline or comparable mechanism (for example, web portals for online reporting, and information on confidential email and phone numbers and physical means of reporting) is in place and accessible to ensure the capacity to take in reports of suspected unethical, fraudulent or similar activity as defined by GEF Partner Agency policy.

(b) An intake function coordinates information reported from the hotline, compliance and/or other business concerns from internal and external sources. The intake function maintains an appropriate level of autonomy from the investigations function.

(c) Records are maintained of complaints received from communication channels, and the status of actions taken on them, with regard for the confidentiality of cases.

(d) A whistleblower protection policy is in place which:

- Specifies who is protected and defines protected disclosures including those relating to violations of law, rules or regulations, abuse of authority, gross waste of funds, gross mismanagement or a substantial and specific danger to public health and safety.
- Defines the standard of protection from retaliation including placing the burden on the agency to provide evidence that the alleged acts of retaliation would have taken place absent the protected disclosure.
- Extends protection for staff.
- Establishes reasonable timeframes for lodging complaints of retaliation.
- Allows management/human resources to take precautionary measures, if deemed appropriate, to protect complainants.
- Indicates that staff found to have engaged in retaliation will be subject to disciplinary measures.

(e) Policies are in place to provide confidentiality and/or anonymity, as requested,

of whistleblowers, informants and witnesses or others making reports (such as by using appropriate hotline technology and preserving anonymity in the reporting processes).

(f) Procedures are in place for the periodic review of handling of hotline, whistleblower, and other reported information to determine whether it is handled effectively and whether processes for protecting whistleblowers and witnesses are consistent with best international practice.

9. Anti-Money Laundering and Combating the Financing of Terrorism – *GEF Partner Agencies demonstrate that they have in place the necessary policies, procedures, systems, and capabilities to*:

(a) Systematically screen individuals and/or entities to whom/which GEF funds are transferred for risks related to money laundering and the financing of terrorism;

(b) Effectively address risks when identified, based on standard decision-making procedures;

(c) Prevent GEF funds being used for the purpose of any payment to persons or entities, or for the import of goods, if such payment or import is prohibited by a decision of the United Nations Security Council taken under Chapter VII of the Charter of the United Nations, including under United Nations Security Council Resolution 1373 and related resolutions.

GEF POLICY FRAMEWORK

KNOWLEDGE MANAGEMENT

KNOWLEDGE MANAGEMENT IN THE GEF

Explore

KNOWLEDGE MANAGEMENT: APPROACH PAPER

Explore

KNOWLEDGE MANAGEMENT REQUIREMENTS

Explore

KNOWLEDGE MANAGEMENT IN THE GEF

TECHNICAL NOTE

THE CONTEXT FOR GEF-8

The Global Environment Facility (GEF) strives to tackle pressing environmental problems by making sustainable investments that "slow down or prevent environmental degradation" and "transform key economic systems" to safeguard the health of the planet and the well-being of all its habitants. In achieving this goal, the GEF relies on knowledge as a key asset and one of the transformative levers in its theory of change. In GEF-8, the GEF will continue to utilize knowledge and learning to enhance impact across its portfolio of investments. The GEF's role as an innovator and catalyst - supporting multi-stakeholder alliances to preserve ecosystems on land and in the oceans, build greener cities, boost food security and promote energy efficiency and clean energy for a more prosperous, climate-resilient world – will be reinforced in GEF-8 programming by further emphasizing system change, integrated approaches, innovation, learning from previous investments and sharing knowledge for scale up.

WHY IS IT RELEVANT TO THE GEF-8 REPLENISHMENT

In GEF- 8, the GEF will continue to support pilots, demonstrations, innovative instruments and integrated programs (IP) which use and generate knowledge. KM is mainstreamed in each IP and focal area programming proposed for GEF-8, mostly in the form of knowledge platforms that facilitate knowledge exchange and collaboration. In addition, the GEF's diverse network of partners and stakeholders will help facilitate capture, transfer, uptake and scale up of lessons, expertise and best practices globally. These features will enable the GEF to not only address environmental challenges effectively; but also to influence critical decision-making regarding the global environment.

BUILDING ON PAST ACHIEVEMENTS

The GEF has been actively working to mainstream knowledge and learning into its investments since GEF-6. In 2014, the GEF-6 Replenishment Policy Recommendations emphasized "the importance of developing a knowledge management (KM) system that aims to improve the GEF partnership's ability to learn by doing and thereby enhance its impact over time." Subsequently, the Council welcomed, in June 2015, the ***GEF Knowledge Management (KM) Approach***.[1] According to this approach, the purpose of KM in the GEF context is to facilitate and enable the capture, exchange and uptake of knowledge within and beyond the GEF Partnership with two key objectives:

a. to inform global, regional and national policy dialogues on options and approaches to reverse the course of environmental degradation; and

b. to improve the impact of GEF-supported projects and programs.

The GEF Secretariat began implementing the KM Approach in September 2015, in consultation the **Partnership-wide KM Advisory Group**, which was convened as an informal sounding board, bringing together GEF Partners, including GEF Agencies, STAP, IEO, CSOs, member countries and the Conventions. Since then, the Secretariat has undertaken partnership-wide knowledge and learning initiatives in support of GEF programming, in close collaboration with all GEF partners, including:

a. **KM Requirements for all GEF Investments**, including a KM Approach for every project and program, at design and during implementation,

b. Synthesis of **Lessons Learned** from terminal evaluations of multi-focal area projects,

c. **GEF KALEO** "Ask the Expert" online knowledge sharing tool,

d. Dedicated **Knowledge and Learning Page** on the GEF website,

e. **GEF Portal**, an information technology platform and database with an on-line interface for processing GEF project and program proposals,

f. Regional **GEF Knowledge Days** with project site visits that facilitate peer-to-peer learning, targeting GEF recipient country counterparts,

g. **Art of Knowledge Exchange Guide**, showcasing tools and techniques of knowledge exchange across the GEF and highlighting best practice from the GEF portfolio,

h. **GEF Academy**, a learning initiative with a curriculum of GEF e-courses and videos designed to enhance the capacity of GEF stakeholders,

i. Knowledge and learning components of Integrated Approach Programs (IAP), including **IAP Knowledge Platforms** such as the *Sustainable Cities Platform*,

j. Continued support for GEF funded knowledge sharing projects, such as **IW:Learn**, and

k. **GEF Good Practice Briefs** that showcase successful examples of GEF investments that align with GEF 2020 Strategy and GEF-7 Programing Directions and Policy Recommendations.

The GEF Secretariat has also continued to share knowledge at global forums, to produce and disseminate outreach products such as publications, brochures, and videos, and to use social media to facilitate on-line knowledge exchange on key areas where the GEF is active.

In 2020, due to the pandemic, the Secretariat moved its KM work on-line, initiating virtual knowledge exchange, including webinars, workshops, Council meetings, Agency retreats as well as GEF Introduction Seminars, and South-South Exchanges which are facilitated through the GEF Country Support Program.

All these efforts have contributed to the quality and impact of the GEF's investments by increasing awareness, knowledge, capacity and collaboration among beneficiaries, decision makers and practitioners, and by facilitating uptake and scale up of innovative solutions. These efforts will continue into GEF-8 and beyond, in support of the GEF's mission.

WHAT IS PROPOSED FOR THE SECOND GEF-8 REPLENISHMENT MEETING

In December 2020, an evaluation by the GEF Independent Evaluation Office, GEF/E/C.59/04, recommended that the GEF develop a KM strategy in line with GEF-8 replenishment goals. In response, the Secretariat initiated the development of a **Knowledge and Learning Strategy and Action Plan** such that the GEF's KM capabilities can be further strengthened for greater knowledge capture, exchange, and dissemination across the Partnership. As an initial step, the Secretariat consulted with GEF Agencies and STAP in April 2021, regarding challenges and opportunities. Based on this discussion, the Secretariat is currently working to develop a comprehensive **Knowledge and Learning Strategy** with the following key elements:

a. Strengthening existing KM systems (GEF Portal, GEF Kaleo, GEF Academy, etc.) to extract and share knowledge and lessons from GEF investments and to expand GEF-wide learning,

b. Increasing knowledge flow among GEF investments and partners by leveraging partner KM systems, creating GEF Communities of Practice and providing more opportunities for exchange,

1 GEF/C.48/07/Rev.01

c. Promoting the use of existing knowledge, data and scientific information to improve future GEF investments and to enhance impact, uptake and scale up of innovative solutions, and

d. Developing KM indicators to monitor and measure progress in GEF knowledge management.

GLOBAL ENVIRONMENT FACILITY
INVESTING IN OUR PLANET

GEF/C.48/07/Rev.01
May 11, 2015

48th GEF Council Meeting
June 02 – 04, 2015
Washington, D.C.

Agenda Item 10

Recommended Council Decision

The Council welcomed the document GEF/C.48/07/Rev.01, *GEF Knowledge Management Approach Paper,* and requested an update on progress at the fall 2015 Council Meeting.

GEF KNOWLEDGE MANAGEMENT APPROACH PAPER

Table of Contents

Introduction 1

Opportunities and Challenges 3

Box 1: GEF-supported KM Examples - World Bank: South-South Knowledge Exchange among GEF-Financed Projects 4

Box 2: GEF-supported KM Examples - IW:LEARN 5

Box 3: KM at the GEF - Decision Support for Mainstreaming and Scaling up of Sustainable Land Management 6

Proposed KM Guiding Framework and initial implementation actions 7

Box 4: Support to GEF Eligible Countries for Achieving Aichi Biodiversity Target 17 Through a Globally Guided National Biodiversity Strategy and Actions Plan (NBSAP) Update Process 10

Proposed Roadmap of Actions for 2015 12

Table 1: Proposed Initial Actions 13

Introduction

1. **Knowledge[1] is a primary asset of the GEF partnership and supports its strategic objectives.** It is an essential condition for GEF finance to make a lasting impact. The GEF's added value includes supporting the development of programs and initiatives that underpin the generation and sharing of knowledge, and facilitating the synthesis, exchange and uptake of knowledge within and beyond the GEF Partnership. GEF's comparative knowledge advantage relies on its potential for distinctive multi-sectoral breadth, the diversity of the Partnership, and a long and rich history of projects to draw from. The GEF partnership model offers a unique platform from which to gather, organize and share experiences and related expertise on global environmental issues.

2. **The Policy recommendations in the GEF-6 Replenishment Document** (GEF/A.5/07/Rev.01) "stressed the importance of developing a knowledge management (KM) system that aims to improve the GEF partnership's ability to learn by doing and thereby enhance its impact over time". They also requested the Secretariat to improve the uptake of lessons learned in the GEF through the establishment of a learning platform and to develop a comprehensive work plan for building a KM system.

3. **This Approach Paper sets the foundation for a significant improvement in KM over the GEF-6 period and beyond.** Its purpose is to consult with Council on (i) GEF's potential added value on knowledge management, and (ii) a proposed KM guiding framework for GEF-6 and beyond, including a roadmap for 2015. On the basis of this consultation, the GEF Secretariat will work with the Agencies, STAP, IEO and other key stakeholders – such as the Conventions – on implementation planning and execution. The Secretariat will provide an update on implementation progress at the fall 2015 Council.

4. **Knowledge needs to be evidence-based.** Hence activities in support of the RBM Action Plan and GEF's knowledge work are mutually reinforcing. This report cross-references Council Document GEF/C.48/Inf.07, *Progress Report on the Implementation of the Results-based Management Action Plan,* in a number of sections: on an Annual Results and Monitoring Report (ARMR) for corporate reporting (RBM Action 2), and upgrading the IT platform (RBM Action 3), since the two work-streams are closely interrelated and self-reinforcing: RBM provides a platform for knowledge generation. Hence the two work-streams are being developed simultaneously.

---

[1] For the purpose of this paper, **'knowledge'** is defined as the understanding of a subject, in this case, the experience and lessons learned related to GEF Projects and programs. **Knowledge Management (KM)** is defined as the systematic processes, or range of practices, used by organizations to identify, capture, store, create, update, represent, and distribute knowledge for use, awareness, and learning across the organization and its ecosystem. "Knowledge Management programs are typically tied to organizational objectives and are intended to achieve specific outcomes which can include improved performance, competitive advantage innovation, transfer of 'lessons learned'...and the general development of collaborative practices." **Knowledge Management Systems (KMS)** are any kind of system that stores and retrieves knowledge, improves collaboration, locates knowledge sources, mines repositories for hidden knowledge, captures and uses knowledge or in some other way enhances the KM process.

5. **The GEF Partnership as a whole will play a key role in delivering better knowledge management**. The majority of GEF project-related knowledge resides with GEF partner countries and the GEF Partner Agencies. GEF project and program executing partners, along with the Conventions, are also key actors in this regard. A principal challenge is to find efficient ways to synthesize and effectively utilize this knowledge across a complex GEF network. The Secretariat plays a key role in catalyzing knowledge management between project and portfolio levels, supporting portfolio-level knowledge exchange, and uptake in key policy setting processes. GEF Agencies play a fundamental role in generating portfolio-level knowledge and facilitating uptake. GEF partner countries are central in this exchange, as the source for learning, and uptake. The Conventions are a key client for GEF knowledge products, either through formal reporting, side events, staff participation or joint analytical work, and an important source of knowledge. The Scientific and Technical Advisory Panel (STAP) and the Independent Evaluation Office (IEO) are key assets for the partnership for knowledge generation, sharing, and uptake.

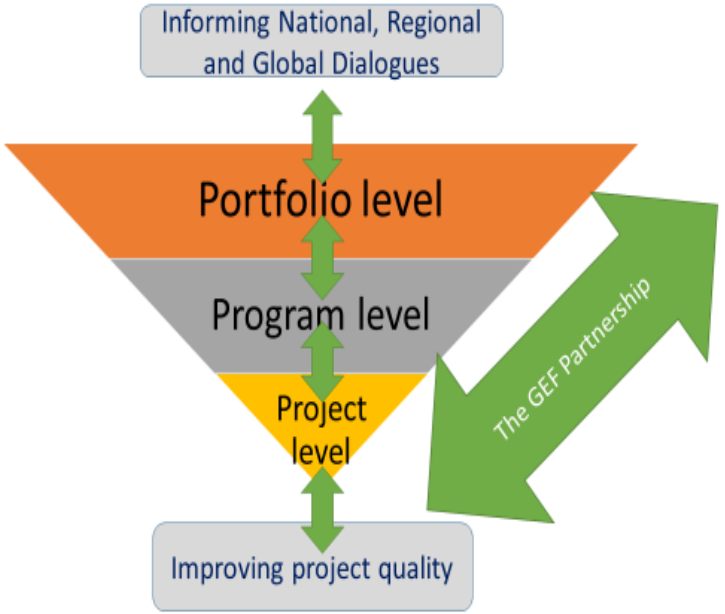

Opportunities and Challenges

6. The discussion below highlights the huge potential of the GEF to catalyze and gather greater learning inside and outside of the GEF Partnership, and identifies significant challenges to be overcome to realize this potential.

7. **The global context for GEF's work presents major knowledge-related opportunities, including:**

(a) **A demand for actionable knowledge on environmental degradation around the world – particularly on integrated nexus solutions – is increasing**. The accelerating erosion of global environmental services is highlighting the importance of finding workable solutions to complex environmental and development challenges. It is driving the recognition that solutions will be found in the nexus between these issues – rather than in traditional silos. This is generating heightened interest in GEF projects and programs that pursue integrated approaches. Partner countries and beneficiaries seek customized technical and knowledge support, validated by experience, to support investments, move forward on a sustainable development path, grow more inclusively, and reap greater rewards from regional cooperation. Furthermore, the on-going development of the Sustainable Development Goals (SDGs) has increased interest on what it takes to achieve inclusive, equitable, and durable sustainable development. The GEF Partnership possesses a wealth of knowledge derived from developing and implementing projects that can deliver benefits across several potential SDG ambitions simultaneously.

(b) **The private sector in particular, is experiencing a surge in interest in sustainability**. Many international and national companies – particularly those engaged in supply chains that rely on ecosystem services – are increasingly embracing sustainability concepts in doing business. The finance sector is also starting to internalize ecosystem-based risks and opportunities. With the help of the Non-Grant Instrument pilot[2] and the Integrated Approach Pilots (IAP)[3], the private sector is increasingly featuring as an important partner in GEF projects. GEF can use – and in some cases already is using – its convening role to bring together private sector entities in wider partnerships with academia, the public sector and civil society to exchange knowledge. Private sector partners also have large repositories of technical knowledge and best management practices in private sector partners that can add value to GEF-supported projects and programs.

(c) **Rapidly evolving technology platforms are transforming the ability to capture and share knowledge with lower transaction costs**. There is untapped potential for the inclusion and accessing of knowledge in KM systems, and such systems, in turn, enhance the ability to use such knowledge. This is a particular focus of the RBM Action Plan – with exciting opportunities to make better use of

[2] https://www.thegef.org/content/non-grant-instruments
[3] http://www.thegef.org/node/6213

advances in remote sensing technologies. The spread of the internet and mobile telephony also expands learning and outreach opportunities for greater community engagement, which is essential given the value of knowledge held at the grassroots level.

(d) **Demand for south-south knowledge exchange is increasing.** With the success of decades of capacity building behind the GEF Partnership, developing countries are in a position to lead the provision, analysis and dissemination of knowledge, as well as its integration into continuing efforts to reach our sustainable development objectives. Box 1 presents one such example.

Box 1: GEF-supported KM Examples – World Bank: South-South Knowledge Exchange among GEF-Financed Projects

Shade grown coffee has been identified as an important land management practice that provides multiple environmental and social benefits including, reducing land degradation, providing alternative sources of income and food security and, enhancing resilience to climate change. In 2014, and as part of a strategy to promote shade grown coffee in Burundi and Rwanda, a south-south knowledge exchange based on Colombia's experience in developing a sustainable coffee landscape was organized by the World Bank to enhance stakeholder ownership and strengthen organizational skills to implement and sustain shade grown coffee programs in selected areas of both countries. The knowledge exchange also presented an opportunity to exchange lessons among GEF-financed projects.

The idea behind the exchange emanated from the Burundi Sustainable Coffee Landscape project (GEF/WB), whose objective is to pilot sustainable land and water management practices in the coffee landscapes in three provinces. For Rwanda, the exchange directly benefited the GEF/WB landscape approach to forest restoration and conservation project, which aims to restore and maintain critical Rwandan landscapes that provide global environmental benefits and contribute to enhancing resilient economic development and livelihoods. The exchange was hosted by the National Coffee Federation of Colombia, and focused on discussing the results and lessons learned with respect to shade coffee production generated from implementation of the GEF/UNDP project "Mainstreaming biodiversity in the coffee sector in Colombia". The exchange also had the opportunity to learn from the GEF/WB "Integrated Silvopastoral Approaches for Ecosystem Management" project, implemented between 2002 and 2007 in this area that included a component of payment for environmental services, monitoring and silvopasture technical assistance.

Participants considered the exchange to be highly successful, thanks to the rich interaction it generated around the issue of sustainable improvement of coffee production, including shade coffee techniques. Some of the most rewarding interactions were those held on farms directly between local producers and coffee-sector research and extension experts from each of the participant countries. These impromptu field schools allowed the participants to engage in detailed dialogue around specific experiences and technical improvements, not just abstract concepts. Following the exchange, awareness was raised, skills were increased, lessons had been shared among peers and action plans were designed and being operationalized. (See the following video: https://www.youtube.com/watch?v=oN7idf8xY_4)

8. **The characteristics of the GEF partnership also offer major opportunities, including**:

(a) **Ongoing initiatives to promote knowledge exchange at the portfolio-level.** Examples include IW:LEARN, development of GEF's Focal Area Strategies, GEF Targeted Research and other research-focused projects, Interagency Meetings and Task Forces, the Adaptation Learning Mechanism, GEF learning missions with STAP involvement, and a wide range of publications[4] and events.

[4] A new webpage with list of publications is forthcoming.

More recently, the GEF is also building capacity for KM on gender equality and the environment through the Inter-Agency Working Group on Gender, including good practices, lessons learned, and case studies.

(b) **The inherent depth, diversity and uniqueness of the GEF partnership.** The GEF is a data, information and knowledge sharing platform by nature: it is a unique institutional arrangement composed of recipient countries, development banks, UN agencies, civil society organizations[5] (CSOs) and the private sector, working on a broad range of environmental issues in more than 140 countries. The spread of interconnected issues linked with multiple Conventions gives the GEF a unique 'birds eye' view.

Box 2: GEF-supported KM Examples – IW:LEARN

Over the last fifteen years, GEF IW:LEARN (International Waters) has grown from an informal network of a few projects and agency staff focused on IW projects, to a community, providing a centralized knowledge management system for the GEF IW portfolio, including its many stakeholders from public and private sector organizations, local, national, and international government and non-government organizations. GEF IW:LEARN has produced a number of noteworthy results across multiple service lines that foster this community—from coordinating information management through the GEF IW:LEARN website (www.iwlearn.net) and its applications to a multitude of face-to-face events nationally, regionally and large global events.

More specifically, this project provides a range of KM products and activities. A number of the core service lines are: (1) A knowledge management platform at www.iwlearn.net which is a content management system supporting knowledge sharing within the GEF IW portfolio and beyond, (2) the GEF International Waters Biennial Conferences, the 8th currently being planned (3) project-project "twinning" exchanges promoting peer-to-peer learning and South-South cooperation, (4) targeted training workshops addressing common capacity building needs for subsets of the GEF IW projects and their partners with a focus on transboundary wet ecosystems, (5) training and technical support to develop web presence for GEF IW projects, (6) Regional Dialogue processes fostering transboundary and South-South cooperation among projects and national partners within a geographical region. (7) a range of products capturing experiences and results, through videos as well as through written products, such as the Results Notes and Experience Notes, that elaborate on achievements and successful tested modalities and political processes and finally, (8) Communities of Practice within different ecosystems and or disciplines.

GEF IW:LEARN has become a global network of practitioners, catalyzing a culture of learning and systematic replication of project experiences, leading to improved implementation of GEF projects. GEF IW:LEARN contributes significantly to raising awareness among experts and policy-makers about GEF IW projects and their outcomes, thus indirectly also contributing to new investments and providing a linkage to other global processes, frameworks and initiatives on water management and transboundary water cooperation.

In its upcoming phase, GEF IW:LEARN will formalize the partnership with a range of organizations that have previously been loosely associated with GEF IW:LEARN, leading to a stronger, more sustainable Knowledge Management modality.

[5] CSO and GEF agency partners of GEF have many years of experience in documenting and sharing experience from programs. CSOs are often at the forefront of outreach and dissemination of environment information and knowledge and stimulating government and stakeholder responses. The GEF CSO network and the SGP have worked to document and disseminate best practices of CSO implemented GEF projects. The GEF SGP has worked with CSOs in more than 120 recipient countries to enhance documentation and sharing of knowledge. Every SGP project must include a plan and budget for Knowledge management.

(c) **The scale and scope of GEF financing.** The GEF's large portfolio of projects is a repository of knowledge that offers tremendous potential leverage. It includes 13.5 billion of GEF resources that have leveraged $65 billion in co-financing resources for 3,900 projects in 165 countries over an operational history of now 24 years, serving all the major Conventions. In addition, the Small Grants Program has funded more than 18000 projects.

Box 3: KM at the GEF - Decision Support for Mainstreaming and Scaling up of Sustainable Land Management

This GEF/FAO project builds on a strong legacy of GEF-financing to strengthen the knowledge base for Sustainable Land Management (SLM), and gave rise to the Land Degradation Assessment in Drylands (LADA) methodologies now being applied by many countries for assessment of land degradation. The project has been developed and is being implemented in a partnership between 15 countries, CDE/WOCAT Secretariat, FAO, and the GEF in the development a framework to inform decision-making on SLM actions and investments.

To address land degradation issues at local, national and global levels, this project is focusing upon the generation of decision support tools to promote SLM. The project's global environmental objective is to contribute to combating desertification land degradation and drought (DLDD) worldwide through scaling up sustainable land management best practices based on evidence based and informed decision making. In line with FAO's global mandate to achieve food security for all, the project's development objective is to increase the provision of ecosystem goods and services and enhance food security in countries and regions affected by DLDD through the promotion of SLM and integrated management and efficiency in the use of natural resources. The Project objectives are being delivered through three interlinked components: (i) national and local decision-support on combating DLDD and promoting mainstreaming and upscaling of SLM best practices; (ii) global DLDD and SLM knowledge management and decision-support platform; and (iii) monitoring and evaluation and dissemination of project results.

One of the main expected outcomes of the project is the creation of a knowledge management and decision-support system for effective and reliable production and use of state of the art knowledge of DLDD assessment, SLM and integrated natural resource management best practices suitable for mainstreaming. The project will also promote wider sharing and dissemination of knowledge on SLM with non-participant countries and development partners, including sub-regional, regional and international organizations for whom the project's results can better inform their programs and investments in SLM. The project will also contribute to global issues related to the implementation of the UNCCD 10-year Strategy (2008-2018) by improving the scientific basis, by providing more harmonized methodologies for monitoring and assessment of LD processes and SLM at regional and global scales, by strengthening the GEF LD knowledge base that can benefit other GEF LD projects, and by mainstreaming and upscaling SLM practices beyond the participating countries.

9. **However, there is a common perception across the Partnership that the GEF's potential in facilitating knowledge capture, exchange and uptake across the portfolio is not fully realized.** Key challenges include:

(a) **Gaps in knowledge capture and dissemination from project and program-level interventions.** KM is sometimes neglected, even within projects that have knowledge generation and innovation as main goals.

(b) **Fragmentation of knowledge related to GEF projects and programs across countries, agencies and focal areas and not easily accessible to both internal and external stakeholders.** There is limited portfolio-level knowledge syntheses of project and program experiences across all GEF focal areas – or systems to share them when they exist, including lessons learned to inform key global debates, technical lessons to inform typical project interventions[6] and sufficient information on results achieved. As such, while the GEF is heavily engaged in many global dialogues, the perception exists that the knowledge shared does not fully reflect the potential collective experience.

(c) **Missed opportunities for learning from experiences gained outside of the GEF partnership.** Examples include academia, think-tanks, partner countries, civil society outside of the GEF network, other funds and development agencies, the private sector, and global dialogues.

10. **Factors contributing to these challenges include**: insufficient incentives and resources for KM, absence of a system to aggregate and synthesize knowledge and results from within and across the GEF partnership; lack of structured project and institutional-level incentives and embedded processes to drive the use of knowledge generated, as well as leverage of STAP and IEO knowledge and capabilities; gaps in information technology platforms to search and find data upon which to build GEF knowledge (such as geographic referenced data); inefficient management of synergies between the GEF KM and RBM systems, and the existence of silos within the GEF Partnership and between the focal areas. IT platforms are a particular area of weakness, with limited accessibility to existing knowledge products, analytical tools, document storage, knowledge sharing capabilities, and data management capabilities.

PROPOSED KM GUIDING FRAMEWORK AND INITIAL IMPLEMENTATION ACTIONS

11. **Purpose:** to facilitate the capture, exchange and uptake of knowledge within and beyond the GEF Partnership.

12. **Objectives**:

(a) ***Objective 1: To inform global, regional and national policy dialogues on options and approaches to reverse the course of environmental degradation.*** This is a key driver of demand for GEF knowledge, which requires that the GEF KM approach be treated as a living framework responsive to shifts in demand over time as global dialogues evolve. Critical dialogues are taking place in a number of areas where GEF investments have yielded rich experience. Current examples include critical nexus debates on a host of issues including gender and social inclusion for sustainable development, sustainable consumption and production issues[7], the Convention dialogues, the Sustainable Development Goals

[6] Including, for example, common cross-cutting portfolio questions such as the GEF's experience on transforming the drivers of environmental degradation, generating multiple environmental and socio-economic benefits including gender equality and equity, integrated approaches, scaling up, integrating resilience and adaptation, its engagement with the private sector, its opportunities to strengthen its focus on mainstreaming gender equality, equity and social inclusion, and engagement with local communities and organizations including women's groups. See also Breard, P. *Knowledge Needs Assessment*. Executive Summary, Priorities. 2012.

[7] Including, for example, the future of farming and food systems, commodity value chains and deforestation, the transition of energy sectors, sustainable cities, urban planning, increasing water scarcity and implication for water-energy-food-ecosystems security, oceans governance and coastal zone

(SDGs), and the operationalization of the Green Climate Fund (GCF). The GEF can do more to gather and share lessons systematically and more effectively in all these areas - with a special emphasis on developing and disseminating knowledge on how to catalyze systemic transformations.

(b) ***Objective 2: To improve the impact of GEF-supported projects and programs.*** Given the myriad activities funded by the GEF, adequate systems are needed to ensure that projects are sufficiently informed by the success and failures of other relevant activities. With the right processes and incentives for GEF-supported program and project design that encourage implementation teams to learn from relevant recent and past experiences across the GEF Partnership as well as from communities themselves, the GEF can ensure that the latest thinking is informing GEF-supported projects and programs. There is also greater potential to engage at the local and grassroots level on all aspects of knowledge management. This is also a key feature of the GEF's RBM Action Plan - knowledge on what works (and does not work) is needed to assess the impact over time of GEF grant-making.

13. **Proposed "knowledge products" to support these objectives include:**

(a) **A new GEF "Lessons in a Nutshell" Series** – to develop short briefs and supporting multimedia materials on key areas of interest on GEF's experience to enable greater sharing of lessons within the GEF network and with interested policymakers, for example on key GEF-related themes. (Supports objectives 1 and 2)

(b) **An expanded GEF-supported publications and multi-media series - the GEF "Global Environment" Series** – developed in partnership with the GEF Agencies, STAP, and other partners, this will continue and deepen the quality, range and accessibility of portfolio-level knowledge generated from GEF-supported projects and programs, including videos and documentaries. (Supports objective 1)

(c) **An annual exercise to develop lessons for inclusion in the GEF's Annual Results Monitoring Report (ARMR)** – as set out in accompanying Council Document GEF/C.48/Inf.07, *Progress Report on the Implementation of the Results-based Management Action Plan*, the analysis of lessons learned in this new report format will be an important element of the GEF's KM generation. Each annual report would aim to focus on a limited number of key issues, using information and data from a wider pool of projects and programs than the current AMR Part II, and as such would be a platform for lesson-learning. (Supports objective 2).

(d) A **new GEF knowledge products repository** that consolidates online available knowledge products developed on the basis of GEF-funded projects and programs. (Supports objectives 1 and 2)**Reinforce current KM efforts and**

management, landscape management, and the integration of resilience more deeply into national planning.

initiatives[8], such as funding knowledge-intensive projects and programs, engaging with the Conventions, IEO evaluations, IW:Learn, GEF Country Support Program (including an e-learning capability or on-line training modules tailored to specific audiences), Interagency Task Forces, the Adaptation Learning Mechanism, GEF Learning Missions, GEF-led events, and implementing STAP's work program. The creation and role of Communities of Practice coordinated around knowledge generation and application could be key. (Supports objectives 1 and 2)

14. **A key part of the required KM effort is to enhance the supporting infrastructure to achieve these objectives.** The main elements of this effort, and steps towards implementation, will include:

(a) **Reinforcing efforts to incentivize uptake and generation of knowledge at the program/project level across the GEF Partnership.** This includes efforts to engage through the Country Support Program, to assess KM adequacy at the concept review stage[9], lesson-learning for future Focal Area Strategy development, implementation of the RBM Action Plan, and efforts to generate knowledge from programmatic approaches. GEF-supported programs (including the proposed Integrated Approach Pilot) typically contain a strong knowledge component addressing the component projects as well as outwards with the international communities of practice. This expands beyond support for KM products (explicit knowledge) towards support for networks, learning and knowledge sharing among practitioners (tacit knowledge) and bringing together agencies, local and national governments, civil society and academic institutions.

(b) **Improving the capacity of GEF's technology platforms for knowledge sharing, storage, data analysis, information search.** Having a system that lowers the transaction cost of gathering either syntheses or raw information to analyze, including well-designed internet and intranet systems, is the backbone of any KM system. As set out in the accompanying *GEF Business Plan and FY16 Corporate Budget* (Council Document GEF/C.48/05), the GEF Secretariat plans to upgrade its entire IT platform by introducing new off-the-shelf software, customized to reflect the GEF's various business needs. New tools under consideration include (i) an upgraded external website platform, (ii) a client management platform tool, (iii) a new intranet, (iv) a new Project Management Information System (PMIS), (v) a data analytics tool, (vi) eLearning capabilities, and (vii) full use of document management platforms. This will include efforts to

[8] Not included in this paper are important efforts to enable partners to have a clearer understanding of GEF's policies and procedures. Demand for such information is high. The Country Support Program is focused on meeting this demand and the Secretariat is working on improved GEF Policies and Guidelines section on the GEF website, including e-learning courses. In addition, greater efforts to communicate and disseminate these products in a variety of formats will be made as the GEF improves is communication capabilities.

[9] A new KM question was added to the PIF review sheet for GEF-6

enable the collection and analysis of remote sensing data in data storage and analysis systems.

Box 4: Support to GEF Eligible Countries for Achieving Aichi Biodiversity Target 17 Through a Globally Guided National Biodiversity Strategy and Actions Plan (NBSAP) Update Process

This UNDP/ UNEP project aims to help GEF-eligible countries build national capacity and share expertise and knowledge during the revision and implementation of National Biodiversity Strategies and Action Plans.

Implemented under the umbrella of the NBSAP Forum[1], the project facilitates learning and knowledge sharing between countries and has achieved some significant knowledge management milestones since its inception in 2014:

- The project provides customized technical support responses to more than 120 countries, based on user surveys and direct outreach, as well as on queries posted by countries on the NBSAP Forum website. The peer review facility received and serviced over a dozen requests for NBSAP peer reviews in 2014, and is in the process of scheduling more than 20 reviews for early 2015, with many more reviews anticipated over the summer.
- The project has developed a series of focused, targeted guides related to NBSAP revision on a range of topics (e.g. targets and indicators, spatial planning, mainstreaming, protected areas, and resilience), and delivered spatially-explicit data packages to the Central African Forests Commission (COMIFAC) member states.
- Practitioners from around the globe shared 115 best practices in the development and implementation of NBSAPs (see: http://nbsapforum.net/#best-practices-search), and these have been widely viewed and shared. The project anticipates at least another 100 best practices documented and made available before the end of 2015.
- Fifteen (15) partners have formally expressed their support and willingness to share learning and knowledge from their multiple partners and members (BirdLife, FNI, IUCN, TNC, ASEAN, ACB, CI, FAO, Humboldt Institute, IDLO, IIED, OECD, Rare, SPREP, SANBI and WWF). These organizations are identifying and sharing across their networks emerging best practices in the revision and implementation of NBSAPs and are also enabling the NBSAP Forum's social media to rapidly expand its reach.
- The project's e-learning offerings, which are hosted in partnership with TNC, continue to be popular. In 2014, there were 4,523 total registrations for the existing e-learning courses. In the last quarter of 2014, over 120 protected area directors and climate change officers from Colombia, Ecuador, and Peru participated in a capacity building program to increase resilience of the Amazon in the face of climate change. Two new e-learning lessons developed in 2015 focus on incorporating and utilizing spatial data and mapping NBSAPs products, and more than a dozen new e-learning courses are under development.

The GEF project has been essential in helping countries fulfil their obligations to the Convention on Biological Diversity. Looking toward the future, the NBSAP Forum partners are anticipating an ongoing and even increased need for providing technical support, and for enabling rapid learning and knowledge sharing, particularly as countries move from NBSAP *revision* to NBSAP *implementation*. Potential key topics for further support include the use and incorporation of spatial data; the need for sharper clarity on how to incorporate resilience into NBSAPs; better tools for identifying and safeguarding essential ecosystem services; better clarity on how to ensure that implementation of the NBSAPs contributes to SDGs; and better support for and understanding of pathways for biodiversity mainstreaming.

[1] UNDP, UNEP-WCMC and the CBD Secretariat established the NBSAP Forum in 2012 as a global community of practice that develops capacity, shares learning and offers countries support in updating and implementing their NBSAPs. The Forum proposes to coalesce and coordinate support from numerous initiatives that can contribute to 'transformative NBSAPs' – e.g. facilitating access to biodiversity data, dissemination of knowledge, methodologies, analysis and mapping tools.

(c) **Pursuing an open-access approach to data, information and project documentation.** The GEF's repository of raw information/data and synthesized knowledge from over 3,000 completed MSP/FSP and more than 18,000 SGP

projects is enormous, much of which is currently unavailable for public access. An important part of this work plan is to seek innovative, low-cost approaches to unlock this highly underutilized asset, along with the potential of future GEF initiatives. Many national and international institutions throughout the world, particularly in the public sector, have adopted guidelines on open access and information dissemination. As part of its KM efforts, the GEF will continue to promote free and open access to data and information produced with GEF resources,[10] including making public the information and documentation relating to GEF-supported projects[11]. At the global level, this will include greater access to elements of PMIS, IEO databases, GEF SGP databases managed by UNDP, and tracking tool data. At the project level, this will include further efforts to incentivize greater public access to information and knowledge outputs from projects. Such efforts are central to the IT upgrading effort in terms of improving information management and access through data digitalization and improved interoperability.

(d) **Forming new partnerships with think-tanks, science organizations and academia**. In close collaboration with STAP, the GEF will explore continuing and deepening joint initiatives with key think tanks and the academic community. This could involve partnering on major events, generating new publications, contributing to relevant international policy dialogues, supporting South-South collaboration within the scientific community, and engaging on the development of future GEF Strategies. An important component of this effort could be applied, action-oriented research to address key challenges or untested assumptions underpinning GEF-supported activities.

(e) **Maximizing knowledge generation and uptake from the evaluative work of the IEO.** One of the GEF IEO's overarching objectives is to promote learning, feedback, and knowledge sharing on results and lessons learned among the GEF and its partners, as a basis for decision making on policies, strategies, program management, and projects, and improving knowledge and performance. As outlined in Council Document GEF/ME/C.48/01, *Four-Year Work Program and Budget of the GEF Independent Evaluation Office*, during GEF-6, the IEO will focus on "mainstreaming knowledge management in its evaluations, where appropriate, to increase the utility of its evaluations by the GEF Council and a wide range of stakeholders."

(f) **Maximizing the positive impact of the Scientific and Technical Advisory Panel (STAP) on the GEF.** The STAP is an independent advisory body of the GEF, consisting of seven members and a Chairperson with expertise in the main focal areas of the institutions. STAP's specific contribution to this Approach Paper will include: (i) Keeping the GEF partnership informed about emerging trends and solutions to global environmental problems as well as identifying and addressing learning questions in the GEF Program; (ii) Providing scientific and technical support to the KM strategy, particularly in relation to South-South

[10] See Council Document GEF/C.41/Inf.03, *GEF Practices on Disclosure of Information*.
[11] For example, see OECD Principles and Guidelines for Access to Research Data from Public Funding (http://www.oecd.org/sti/sci-tech/38500813.pdf).

knowledge exchange and GEF Communities of Practice; (iii) Contributing to the design of GEF strategies and programs; (iv) Conducting independent technical and scientific review of GEF projects and programs, and including KM as a screening criteria; and (v) Addressing untested assumptions within GEF strategies and programs, and in collaboration with GEF partners undertaking research where necessary.

(g) **Developing new capacity and incentives in the GEF Secretariat to champion and support KM -** with responsibility shared across the Secretariat and wider GEF partnership. To support this effort, a dedicated team has been created as part of reorganization in the Secretariat, with resource requirements to support this effort as set out in the Council Document GEF/C.48/05, *GEF Business Plan and FY16 Corporate Budget*, also submitted to this Council. This includes improving the capacity of the GEF to strengthen knowledge generation on important gender and social dimensions, as part of the GEF's Gender Equality Action Plan.

(h) **Enhancing partnership with CSOs to improve engagement of civil society in GEF KM and outreach programs.** CSOs have significant expertise and capacity in knowledge collation, synthesis, and dissemination. Harnessing the capacity of CSOs can help with KM activities at the grassroots and country level as well as international synthesis, analysis, and dissemination. The SGP is a significant mechanism for KM at local and grassroots levels and resources for KM and capacity building should be enhanced through the SGP with establishment of enhanced KM platforms and mechanisms in partnership with the GEF CSO Network. It is therefore key to engage them in KM activities.

PROPOSED ROADMAP OF ACTIONS FOR 2015

15. Table 1 below describes initial actions for 2015, with the GEF Secretariat working with the Agencies and other key stakeholders to start implementation planning and execution. A key aspect of this incremental approach will be the identification of required new incentives at all levels of the GEF partnership to meet the opportunities identified above. The Secretariat will provide an update on implementation progress at the fall 2015 Council Meeting.

Table 1: Proposed Initial Actions	**Date**
1. Set up a new KM team in the GEF Secretariat	June 2015
2. Establish an inter-agency KM Working Group to support the GEF KM Agenda	June 2015
3. GEF Secretariat internal workshop on KM forward planning	July 2015
4. With the KM Working Group, prepare a more detailed implementation plan (with clear targets and roles) that builds on the initial actions above. This may include: • Presentation and assessment of STAP KM papers as guide to future GEF KM efforts • Conduct a baseline analysis of demand for actual and potential GEF-generated knowledge within and outside of the GEF partnership, including consultation with external stakeholders • Key learning questions identified and discussed in the group – taking into consideration relevant ongoing work by academic institutions.[12] • A critical inventory of current KM initiatives • A forward publication plan • A consultation on use of learning tools (including IT platforms) • A detailed plan for the knowledge products repository • A review of current and potential think-tank and academic partnerships, with plans for any new efforts	June-December 2015
5. Engage with IT upgrading effort to ensure KM support tools are part of future vision and implementation (paragraph 13g), with the open-access approach fully embedded.	Ongoing – with particular effort in rest of 2015
6. Engaging on RBM Action Plan implementation, including contributing to development of 2016 Annual Results and Monitoring Report planning.	Ongoing
7. Progress report to fall 2015 GEF Council Meeting.	October 2015

[12] See, for example: Pretty, J et al, *The Top 100 Questions of Importance to the Future of Global Agriculture*, International Journal of Agricultural Sustainability, pp219-236, 2010, Earthscan.

ENHANCING KNOWLEDGE AND LEARNING IN GEF PROJECTS/PROGRAM

1 **An overview of existing lessons** and **best practice** that inform the project/program concept

2 **Plans to learn** from relevant projects, programs, initiatives & evaluations

3 **Processes** to capture, assess and document info, lessons, best practice & expertise generated during implementation

4 **Tools and methods** for knowledge exchange, learning & collaboration (at both program & project levels), **including knowledge platforms and websites**

5 **Knowledge outputs** to be produced and shared with stakeholders (at both program & project levels)

6 A discussion on how knowledge and learning will **contribute to overall project/program impact and sustainability**

7 **Plans for strategic communications**

8 **Budget and timelines** for KM Approach implementation/delivery (required at CEO endorsement stage)

GEF POLICY FRAMEWORK

GENDER EQUALITY

GENDER EQUALITY POLICY

Explore

GENDER EQUALITY GUIDELINES

Explore

GLOBAL ENVIRONMENT FACILITY
INVESTING IN OUR PLANET

Policy: **SD/PL/02**
Approved on November 30, 2017

POLICY ON GENDER EQUALITY

Summary	This Policy sets out the guiding principles and mandatory requirements for mainstreaming gender across the GEF's governance and operations with a view to promoting gender equality and the empowerment of women and girls in support of the GEF's mandate to achieve global environmental benefits. This Policy supersedes the 2011 Gender Mainstreaming Policy.
Approved by	GEF Council
Approval Date	November 30, 2017 (53rd Council Meeting)
Effective Date	July 1, 2018
Applicability	This Policy applies to the Council, the Secretariat, and GEF Partner Agencies (hereafter "Agencies"); and all GEF projects and programs submitted on or after the date of effectiveness. For GEF-Financed Activities under implementation, the Policy applies to all annual project implementation reports as well as mid-term reviews and terminal evaluations submitted after one year of the date of effectiveness.
Council Doc	Policy on Gender Equality (GEF/C.53/04)
Related Doc	☐ Gender Equality Guidelines (SD/GN/02) ☐ Stakeholder Engagement Policy (SD/PL/01) ☐ Guidelines for the Implementation of the Public Involvement Policy (GEF/C.47/Inf.06) – *to be updated* ☐ Principles and Guidelines for Engagement with Indigenous Peoples (GEF/C.42/Inf.03/Rev.1) ☐ Environmental and Social Safeguards Standards (OP/PL/03) ☐ Application of Environmental and Social Safeguard Standards (SD/GN/03) ☐ Fiduciary Standards (GA/PL/02) ☐ Monitoring Agencies' Compliance with GEF Policies (ME/PL/02) ☐ Monitoring and Evaluation Policy ☐ Project and Program Cycle Policy (OP/PL/01) ☐ Project and Program Cycle Guidelines (GEF/C.52/Inf.06)
Contact	Ms. Gabriella Temm, Sr. Gender Specialist, GEF Secretariat grichardsontemm@thegef.org

Definitions

CEO Approval means the approval of a fully developed medium-sized project or enabling activity by the GEF CEO.

CEO Endorsement means the endorsement of a fully developed full-sized project by the GEF CEO.

Enabling Activity means a project for the preparation of a plan, strategy or report to fulfill commitments under a Convention.

Empowerment of Women and Girls means an expansion of agency throughout women's lives, via participation and decision-making, including support to (i) women's rights, access to and control over resources; (ii) women's access to opportunities and resources; (iii) actions to transform the structures and institutions which reinforce and perpetuate gender discrimination and inequality; and (iv) women's ability to exert influence in society. [1]

GEF Agency means an institution eligible to request and receive GEF resources directly from the GEF Trustee on behalf of an eligible recipient for the design and implementation of GEF-financed projects.

GEF-Financed Activity means any full-sized project, medium-sized project, enabling activity or regional or national outreach activity financed from any GEF-managed trust fund.

Gender refers to the roles, behaviors, activities, and attributes that a given society at a given time considers appropriate for men and women. In addition to the social attributes and opportunities associated with being male and female and the relationships between women and men and girls and boys, gender also refers to the relations between women and those between men. Gender is part of the broader socio-cultural context, including class, race, poverty level, ethnic group, sexual orientation, and age. In most societies there are differences and inequalities between women and men in responsibilities assigned, activities undertaken, access to and control over resources, as well as decision-making opportunities.[2]

Gender Analysis means a critical examination of how differences in gender norms, roles, power structures, activities, needs, opportunities and rights affect men, women, girls and boys in a certain situation or context. It includes collection and analysis of sex-disaggregated data and gender information to understand gender differences and gaps, determine gender differentiated impacts and risks, to identify measures to avoid adverse gender impacts, and to uncover and act on opportunities to address gender gaps and inequalities relevant to the activity.

[1] Definition builds on UN Women, Office of the Special Adviser on Gender Issues and Advancement of Women (OSAGI) – concepts and definitions

[2] Ibid.

Gender Equality means the equal rights, responsibilities and opportunities of women and men and girls and boys. Equality does not mean that women and men will become the same but that women's and men's rights, responsibilities and opportunities will not depend on whether they are born male or female.

Mainstreaming Gender means the process of assessing the implications for women and men of any planned action, including legislation, policies or programs. It is a way to make women's as well as men's concerns and experiences an integral dimension of the design, implementation, monitoring and evaluation of policies and programs so that women and men benefit equally and inequality is not perpetuated.[3]

Gender-Responsive Approach means that the particular needs, priorities, power structures, status and relationships between men and women are recognized and adequately addressed in the design, implementation and evaluation of activities. The approach seeks to ensure that women and men are given equal opportunities to participate in and benefit from an intervention, and promotes targeted measures to address inequalities and promote the empowerment of women.

Gender Gap means any disparity and inequality between women and men's condition due to their position or role in society. It concerns inequalities in terms of their participation, their access to opportunities, rights, power to influence and make decision, incomes and benefits, and control and use of resources.[4]

Gender-Sensitive Indicator means an indicator that can be used at various levels to monitor and report on socio-economic and gender-sensitive changes over a period of time.

Program Framework Document means the document that sets forth the concept of a program that is proposed for GEF financing.

Project Identification Form means the applicable document that sets forth the concept of a full-sized project or medium-sized project that is requesting GEF financing.

Stakeholder means an individual or group that has an interest in the outcome of a GEF-financed activity or is likely to be affected by it, such as local communities, Indigenous Peoples, civil society organizations, and private sector entities, comprising women, men, girls and boys.

Stakeholder Engagement means a process involving stakeholder identification and analysis, planning of Stakeholder Engagement, disclosure of information, consultation and participation, monitoring, evaluation and learning throughout the project cycle, addressing grievances, and on-going reporting to stakeholders.

[3] Definition builds on ECOSOC agreed conclusions 1997/2

[4] Definition builds on UN Women, Office of the Special Adviser on Gender Issues and Advancement of Women (OSAGI) – concepts and definitions

Introduction

1. The Global Environment Facility (GEF) is an international partnership of countries, international institutions, civil society organizations and the private sector that addresses global environmental issues. The GEF's ability to effectively generate global environmental benefits and catalyze the transformative change needed to protect the global environment is underpinned by efforts to promote Gender Equality and the Empowerment of Women and Girls (hereafter Empowerment of Women).

2. Men and women use natural resources differently and as a result, they are affected differently by changes to these resources. Gender inequality and social exclusion increase the negative effects of environmental degradation on women and girls. Despite promising policy and legal reforms, persistent gender-discriminatory social and cultural norms, unequal access to land, water and productive assets, and unequal decision-making continue to limit opportunities for women and men to equally participate in, contribute to, and or benefit from environmental policies, projects and programs.

3. While women face unique barriers, they are also increasingly recognized as agents of change who make valuable contributions to the environment. The conferences of the parties to the multilateral environmental agreements (MEAs) that the GEF serves increasingly underscore the important role women play in the realization of each of the Conventions' respective objectives[5], and call for specific actions to ensure that gender equality, including women's participation and empowerment, is addressed when pursuing these objectives. The recognition that efforts to combat environmental degradation and those to address gender inequality can be mutually supportive is also reflected in the Agenda 2030 for Sustainable Development, which recognizes gender equality and women's empowerment as a sustainable development goal in its own right, as well as a catalyst for reaching all other goals.

4. It is in recognition of this that this Policy understands that a gender-responsive approach – i.e., one that identifies gender differences, promotes shared power, control of resources, decision-making, and empowers women and girls – is integral to the GEF's ability to achieve global environmental benefits.

[5] **United Nations Convention to Combat Desertification** (UNCCD) articles 5, 10 and 19 and Article 8 of the Annexes on Africa, the Gender Action Plan (Decision 30/COP.13) as well as COP decisions 9/COP.10, 9/COP.11; **Convention on Biological Diversity** (CBD) decisions IX/8, X/19, XI/2, XIII/1, and the CBD 2015-2020 Gender Plan of Action, decision XII/7; **Stockholm Convention on POPs** articles 7, 10 and the Gender Action Plan of the Secretariat of the Basel, Rotterdam and Stockholm Conventions (BRS-GAP); BC-13/20, RC-8/13, SC-8/23 of the BRS Conventions; **United Nations Framework Convention on Climate Change** (UNFCCC) decisions 36/CP.7, 1/CP.16, 23/CP.18, 18/CP.20, D 1/CP.21 (Paris Agreement), 21/CP.22 and over 50 other decisions or mandates related to gender, women or socially responsible policy

Application

5. This Policy applies to the Council, the Secretariat, and all GEF Partner Agencies (hereafter referred to as "Agencies"). The Policy applies to all GEF-Financed Activities.[6]

Purpose and Objective

6. This Policy sets out the guiding principles and mandatory requirements for Mainstreaming Gender across the GEF's governance and operations with a view to promoting Gender Equality and the Empowerment of Women and Girls in support of the GEF's mandate to achieve global environmental benefits.

7. This Policy aims to ensure equal opportunities for women and men to participate in, contribute to and benefit from GEF-Financed Activities in support of the GEF's efforts to achieve global environment benefits.

Guiding Principles

8. The following principles guide efforts to promote Gender Equality and the Empowerment of Women in GEF governance and operations:

(a) Efforts to Mainstream Gender and promote Gender Equality and the Empowerment of Women are pursued in accordance with the decisions on gender under the MEAs that the GEF serves, and in recognition of related international and national commitments to gender equality and human rights.

(b) GEF-Financed Activities address and do not exacerbate existing gender-based inequalities.

(c) Stakeholder Engagement and analysis are conducted in an inclusive and gender-responsive manner, so that the rights of women and men and the different knowledge, needs, roles and interests of women and men are recognized and addressed.

(d) GEF-Financed Activities are conducted, designed and implemented in an inclusive manner so that women's participation and voice are, regardless of their background, age, race, ethnicity or religion, reflected in decision-making, and that consultations with women's organizations, including Indigenous women and local women's groups, are supported at all scales.

(e) A Gender-Responsive Approach is applied throughout the identification, design, implementation, monitoring and evaluation of GEF-Financed Activities.

[6] Including activities funded through all GEF-managed trust funds, unless decided otherwise by the LDCF/SCCF Council in response to guidance from the Conference of the Parties of the United Nations Framework Convention on Climate Change.

(f) Opportunities to address Gender Gaps and support the Empowerment of Women are seized in order to help achieve global environmental benefits.

Policy Requirements

9. The Policy introduces mandatory requirements in three areas: (A) Project and program cycle; (B) Monitoring, learning and capacity development; (C) Agency policies, procedures and capabilities; and (D) Compliance.

A. GEF Project and Program Cycle

9. In Program Framework Documents and Project Identification Forms submitted for Work Program entry or CEO Approval, Agencies provide indicative information on Gender considerations relevant to the proposed activity, and any measures to address these, including the process to collect sex-disaggregated data and information on Gender.

10. At or prior to CEO Endorsement/ Approval, Agencies provide:

(a) Gender Analysis or equivalent socio-economic assessment that identifies and describes any gender differences, gender differentiated impacts and risks, and opportunities to address Gender Gaps and promote the Empowerment of Women that may be relevant to the proposed activity;

(b) any corresponding gender-responsive measures to address differences, identified impacts and risks, and opportunities through a gender action plan or equivalent;

(c) if gender-responsive measures have been identified, the results framework or logical framework include actions, Gender-Sensitive Indicators and sex-disaggregated targets.

11. In its review of Program Framework Documents, Project Identification Forms, and Requests for CEO Endorsement/ Approval, the Secretariat assesses whether the documentation reflects the principles set out in this Policy and is consistent with the provisions presented in paragraphs 9 - 10.

12. Agencies oversee the implementation of gender-responsive measures as documented at CEO Endorsement/ Approval, and provide information in their annual project implementation reports, mid-term reviews and terminal evaluations on progress, Gender-Sensitive Indicators and results.

13. The Secretariat updates and maintains project templates, in consultation with Agencies so that they reflect the principles set out in this Policy and are consistent with the provisions presented in paragraphs 9 – 10.

B. Monitoring, learning and capacity development

14. The Secretariat tracks and reports annually to the Council, and, as required, to the MEAs which the GEF serves on portfolio-level progress, sex-disaggregated data, gender information and results.

15. The Secretariat develops and disseminates guidelines and action plans, within six months following the adoption of this Policy, in consultation with Agencies and other relevant stakeholders and expert organizations, to support the effective and coherent implementation of this Policy.

16. The Secretariat and Agencies generate and share knowledge on good practice, methodologies and lessons learned on promoting Gender Equality and the Empowerment of Women related to the GEF's areas of work, with a view to inform programming in furtherance of this Policy.

17. The Secretariat and Agencies leverage national, regional and global outreach events and activities to raise awareness and support capacity development on gender mainstreaming related to the GEF's areas of work.

18. The Secretariat mainstreams gender in other GEF-financed activities, such as national and regional outreach activities executed by the Secretariat, and in the development of GEF policies, guidelines, strategies and communication and knowledge products.

C. Agency policies, procedures and capabilities

19. Agencies demonstrate that they have in place the necessary policies, procedures and capabilities required to ensure that:

(a) Gender Analyses, socio-economic assessments or the equivalent are applied to inform Gender-responsive design, implementation, monitoring and evaluation, including budgeting and staffing, of Agency activities;

(b) Activities implemented by the Agency do not exacerbate existing gender-related inequalities and, where relevant, address Gender Gaps;

(c) Activities implemented by the Agency strive to provide equal opportunities for women and men to benefit;

(d) Women and men are provided equal opportunities in terms of participation and decision-making throughout the identification, design, implementation, monitoring and evaluation of activities implemented by the Agency;

(e) Collection of sex disaggregated data and information on gender, and the use of Gender-Sensitive Indicators, sex-disaggregated targets and results, as relevant, are regularly incorporated in monitoring, evaluation and reporting of Agency activities.

D. Compliance

20. The Secretariat facilitates an assessment of Agencies' compliance with the requirements set out in Paragraph 19, for Council review and decision within 18 months of the date of effectiveness of this Policy.

21. If an Agency does not meet the requirements set out in Paragraph 19, the Agency, in consultation with the Secretariat, develops a concrete, time-bound action plan to achieve compliance. The Secretariat, on behalf of the Agency, submits the action plan for review and approval by the Council. Unless the Council decides otherwise, the Agency may continue to seek GEF financing while it implements the time-bound action plan.

22. Once an Agency has been found to meet the requirements set out in Paragraph 19, the Agency and the Secretariat carry out periodic reporting and monitoring of compliance using the modalities set out in the *Policy on Monitoring Agencies' Compliance*[7].

Effectiveness

23. The Policy will come into effect on July 1, 2018 and will remain in effect until amended or superseded by the Council. The Policy applies to all new GEF-Financed Activities submitted on or after the date of effectiveness. For GEF-Financed Activities under implementation, the Policy applies to all annual project implementation reports as well as mid-term reviews and terminal evaluations submitted after one year of the date of effectiveness.

Review of the Policy

24. The Council decides on the review and revision of this Policy.

[7] SD/PL/04 (http://www.thegef.org/sites/default/files/documents/Monitoring_Agency_Compliance_Policy_SDPL04.pdf)

GLOBAL ENVIRONMENT FACILITY
INVESTING IN OUR PLANET

Policy: **SD/GN/02**
Approved on June 30, 2017

GUIDELINES ON GENDER EQUALITY

Summary	The Guidelines provide details on the practical steps and required actions to implement the principles and mandatory requirements specified in the Gender Equality Policy with a focus on gender-responsive design, implementation, and monitoring of GEF programs and projects.
Approved by	GEF CEO
Approval Date	June 30, 2018
Effective Date	July 1, 2018
Applicability	The Guidelines apply to the Council, the Secretariat, and GEF Partner Agencies (hereafter referred to as "Agencies"); and all GEF projects and programs submitted on or after the date of effectiveness. For GEF-Financed Activities under implementation, the Guidelines apply to all annual project implementation reports as well as mid-term reviews and terminal evaluations submitted after one year of the date of effectiveness.
Background Doc	Guidance to Advance Gender Equality in GEF Projects and Programs (GEF/C.54/Inf.05)
Related Doc	☐ Gender Equality Policy (SD/PL/02) ☐ Stakeholder Engagement Policy (SD/PL/01) ☐ Guidelines for the Implementation of the Public Involvement Policy (GEF/C.47/Inf.06) – *to be updated* ☐ Principles and Guidelines for Engagement with Indigenous Peoples (GEF/C.42/Inf.03/Rev.1) ☐ Environmental and Social Safeguards Standards (OP/PL/03) ☐ Application of Environmental and Social Safeguard Standards (SD/GN/03) ☐ Fiduciary Standards (GA/PL/02) ☐ Monitoring Agencies' Compliance with GEF Policies (ME/PL/02) ☐ Monitoring and Evaluation Policy ☐ Project and Program Cycle Policy (OP/PL/01) ☐ Project and Program Cycle Guidelines (GEF/C.52/Inf.06)
Contact	Ms. Gabriella Temm, Sr. Gender Specialist, GEF Secretariat grichardsontemm@thegef.org

Introduction

1. GEF Council approved a new GEF Policy on Gender Equality (GEF, 2017c) in November 2017. The Policy marks GEF's increased ambition to ensure gender equality and promote women's empowerment across its operations. The new Policy responds to the recommendations of the Independent Evaluation Office's Evaluation of Gender Mainstreaming in the GEF (GEF, 2017a), which was endorsed by GEF Council in May 2017, which found that "there has only been a limited increase in the percentage of projects rated gender sensitive or gender mainstreamed". The Policy also responds to the increased attention to gender equality and women's empowerment (GEWE) by the conferences of the parties to the Multilateral Environmental Agreements (MEA) that the GEF serves. With the objective to support the effective implementation of the Policy, this guidance:

- Provides detail on the practical steps and required actions to implement the principles and mandatory requirements specified in the Policy with a focus on gender-responsive design, implementation, and monitoring of GEF programs and projects.

2. The guidance is organized around the GEF project cycle and focuses on the expected actions and steps needed to meet the requirements set out in the Policy. The guidance is applicable to full- and medium-size projects, enabling activities as well as programmatic approaches. The target audiences are the GEF Agencies in charge of project design, implementation, monitoring and reporting. The note also can be useful for the broader GEF partnership, including GEF Operational Focal Points and national executing partners and consultants involved in GEF projects. It should also be noted that this guidance note is a living document that can be updated, as necessary, in consultation with GEF Agencies and the GEF Gender Partnership.

Gender Equality and the Environment

3. Through their different roles and responsibilities and varied priorities and needs, women and men alike shape the drivers and pressures on environmental resources and systems. Women and men use natural resources in different ways. They also influence in different ways markets; policies; and global, regional, national, and local incentives and behaviors that impact the health of the global environment. As such, women are vital to tackling environmental challenges. Nevertheless, gender inequalities and gaps persist. The GEF Gender Implementation Strategy[1] identifies three gender gaps most relevant to GEF projects and programs in the GEF-7 programming directions:

(a) **Unequal access to and control of natural resources:** Women continue to be held back by structural constraints and gender norms related to access to and control of land, water, and other productive assets and biological resources. Even when the law guarantees women equal rights as men, many women have less control over natural resources. Research shows that if women were given same access to productive resources as men, agricultural productivity in developing countries could increase 20-30 percent, which in turn would reduce poverty, and improve women's ability to support their families, and sustainably manage and use natural resources.

(b) **Unbalanced participation and decision making in environmental planning and governance at all levels**: Gender norms, women's greater time constraints and other structural constraints continue to prevent women the same opportunities as men to decision-making related to the management and sustainable use of natural resources. Addressing gender gaps related to participation and leadership in decision-making processes, from the local to global levels, can help making institutions and policies more representative, as well as helping women better engage in decisions that shape environmental planning, policy-making, as well as sustainable solutions and practices.

(c) **Uneven access to socio-economic benefits and services:** Women, in many places, don't have the same access to income-generation opportunities, credit, and technology as men. Moreover, women often face more obstacles than men in accessing financing, training and information. Broadening women's socio-economic benefits can significantly contribute to improvements in the global environment in areas such as natural resource management, reducing land degradation, renewable energy, sustainable fisheries etc.

4. The transformative potential of addressing these gender gaps and more effectively engaging women stems not only from the opportunity to engage more people in environmental efforts in terms of absolute numbers, but also from (i) the inclusion of unique skills, knowledge, and experiences of women, including their roles as primary users and stewards of many natural resources; and (ii) supporting women's roles to change the causal chain of environmental degradation from their involvement in governance and the public and private sectors, to their choices as consumers in the global market, to investment choices.

GEF's Policy on Gender Equality

5. The GEF has long recognized gender equality as a cross-cutting priority that is integral to the GEF's ability to achieve global environmental benefits. It has made, together with GEF Agencies, significant progress on gender mainstreaming over the past years. This progress has been guided by several GEF policies and strategies, such as the Policy on Gender Mainstreaming (GEF, 2012a); GEF 2020 Strategy (GEF, 2015b); and the Gender Equality Action Plan (GEF, 2014). The GEF Policy on Gender Equality seeks to ensure equal opportunities for women and men to participate in, contribute to and benefit from GEF-financed activities. It further outlines GEF's ambition to shift from a gender-aware, "do no harm" approach to a gender-responsive, "do good" approach. The Policy specifies gender-responsive actions, from design to implementation; and monitoring and evaluation to ensure that GEF programs and projects are not only designed with a good understanding of relevant gender differences, roles and needs,

[1] Forthcoming, June 2018

but also that they actively pursue activities that contribute to equal access to and control over resources and decision making while empowering women and girls.

6. The Policy outlines the following guiding principles that form the basis for a gender-responsive approach in GEF operations:

(a) Efforts to mainstream gender and promote gender equality and the empowerment of Women are pursued in accordance with the decisions on gender under the MEAs that the GEF serves, and in recognition of related international and national commitments to gender equality and human rights.

(b) GEF-Financed Activities address and do not exacerbate existing gender-based inequalities.

(c) Stakeholder engagement and analyses are conducted in an inclusive and gender-responsive manner, so that the rights of women and men and the different knowledge, needs, roles and interests of women and men are recognized and addressed.

(d) GEF-Financed Activities are conducted, designed, and implemented in an inclusive manner so that women's participation and voice are, regardless of background, age, race, ethnicity or religion, reflected in decision-making, and that consultations with women's organizations, including Indigenous women and local women's groups, are supported at all scales.

(e) A gender-responsive approach is applied throughout the identification, design, implementation, monitoring, and evaluation of GEF-.

(f) Opportunities to address gender gaps and support the empowerment of women are seized in order to help achieve global environmental benefits.

Addressing Gender in GEF-Financed Activities

7. The GEF Policy on Gender Equality outlines a set of mandatory requirements for mainstreaming gender throughout the GEF project cycle (Figure 1). The following sections elaborate on these requirements and provide strategic entry points, steps and checklists, for each stage of the project cycle. They further incorporate relevant mandatory requirements outlined in the GEF's new Policy on Stakeholder Engagement (GEF, 2017d). Additional guidance on indigenous peoples and local communities and social risks assessments can be found in GEF (2015a) and GEF (2012b)[2].

[2] The GEF Secretariat is currently updating the Policy on Environmental and Social Safeguards, which will address some of the gap areas identified by the participants to the GEF-7 replenishment negotiations, such as Gender Based Violence (GBV) as well as broader inclusion of vulnerable groups and disabled people.

Guidelines on Gender Equality (SD/GN/02)

Figure 1. Gender Considerations in the GEF Project Cycle

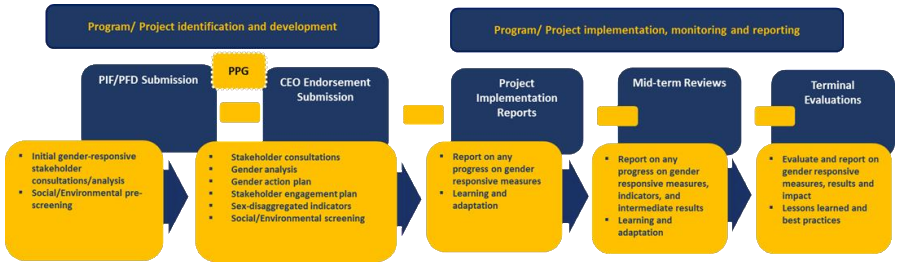

Project Identification (PIF and PFD Preparation)

Policy requirements

8. GEF's Policy on Gender Equality and GEF's Policy on Stakeholder Engagement (GEF, 2017c and 2017d) require that GEF Agencies provide the following in the Program Framework Document (PDF) and Project Identification Form (PIF), which are submitted for Work Program entry or CEO Approval:

(a) Indicative information on gender considerations relevant to the proposed activity, and any measures to address these, including the process to collect sex-disaggregated data and information on gender.

(b) Description of any consultations conducted during project development, as well as information on how stakeholders will be engaged in the proposed activity, and means of engagement throughout the project/ program cycle.

Gender considerations during preparation of the PIFs and PFDs

9. It is key in the program and project identification stage to gather information on gender dimensions relevant to the activity. This means engaging women and men of all ages in discussions about the project idea, and to begin collecting and analyzing data and information on the gender-specific context of the program or projects.

10. The indicative information required at PIF/PFD submission stage can draw on information derived from any initial stakeholder consultations or reviews of available information. For example, these can include relevant sectoral and country reports; gender analyses undertaken for similar projects and programs; or the social and environmental pre-screening of PFD/PIFs. At this stage, these often are conducted to inform the design of the project and to avoid any unintended and negative social and environmental impacts. It can also draw on findings from literature reviews or desk studies. The analyses should serve to inform the project on the gender-specific social, cultural, and legal context (Box 1). It should further

serve to inform project planning and determine the scope and type of gender mainstreaming activities that will be needed later in the program/project development and implementation stage. Additional needs for quantitative (statistics) and qualitative data (analytical) information, resources and/or expertise required during the project development phase should also be included.

Box 1. Guiding questions to support initial stakeholder consultations and analysis

Who are the target beneficiaries?
- ☐ Try to disaggregate the beneficiaries by gender
- ☐ Ensure that consultations include a good balance between women and men

What are key gender issues in the sector?
- ☐ Identify whether there are any general differences in terms of roles and needs between women and men in the sector/geography
- ☐ Identify, if possible, the main sources of livelihoods for women and men

How might the project affect women and men differently?
- ☐ Is the activity likely to have the same positive and negative effects on women and men?
- ☐ Identify, if possible, legal, cultural, or religious constraints on women's potential participation in the activity.

Does the GEF Agency or project partners have the capacity to deliver benefits to or involve women?
- ☐ Will specialized gender/development expertise be required to ensure a gender-responsive project development?

Reporting on Gender at submission of PIFs and PFDs

11. The section on gender at the PIF submission stage requests GEF Agencies to provide the following information:

Briefly describe any gender dimensions relevant to the project, and any plans to address gender during project preparation (e.g., gender analysis).

Does the project expect to include any gender-responsive measures to address gender gaps or promote gender equality and women's empowerment? (yes ☐ /no☐ / tbd ☐)

If possible, indicate, in which results area(s) the project is expected to contribute to gender equality: ☐ closing gender gaps in access to and control over natural resources; ☐ improving women's participation and decision making; and or ☐ generating socioeconomic benefits or services for women.

Does the project's results framework or logical framework include gender-sensitive indicators? (yes ☐ /no ☐ / tbd ☐)

Guidelines on Gender Equality (SD/GN/02)

12. These questions aim to ensure GEF Agency's compliance with the new GEF Policy on Gender Equality, and recognize the expected contribution of projects to promoting gender equality in GEF-7 through three main results areas, including access to and control of resources; participation and decision making; and socioeconomic benefits and services. These are the gender gaps most strategic and relevant to GEF-7 programming, and projects contributing to these result areas will also be tracked by GEF Secretariat[3].

13. Respectively, at PFD submission, GEF Agencies are requested to provide the following:

Are gender dimensions relevant to the success of the program? (yes ☐ /no ☐)

If yes, provide indicative information on these dimensions and how these will be addressed in the program. If no, explain why.

Indicate whether the program will include gender-sensitive indicators in its results framework. (yes ☐ /no ☐ / tbd ☐)

14. The information provided in PIF's and PFD's is considered preliminary and will enable GEF Secretariat to validate that gender considerations are being included in the project identification and design from the initial stages of project preparation. Table 1 summarizes gender-responsive considerations at the PIF/PFD stage.

Table 1. Summary of gender-responsive considerations at submission of PIF and PFD

PIF	PFD
☐ **Summary of preliminary findings on gender, including the gender-specific context of the project, elaboration of any identified gender differences and gaps, and description of any potential gender differentiated impacts and risks relevant to the activity.** ☐ **Findings from initial stakeholder consultations relevant to gender, such as barriers/opportunities for women and men to participate as stakeholders, beneficiaries and decision makers in project development and subsequent implementation.** ☐ **Elaboration on how the planned project outcomes could be enhanced by attention to gender equality and women's empowerment,** ☐ **List of any activities to be undertaken in the project development phase, such as gender analysis, plans to collect sex-disaggregated data and information, including any considerations about gender expertise in the project team, and associated resource availability.**	☐ **Description of the gender-specific context of the program, elaborating on the relevance of gender to program success and sustainability.** ☐ **Indicative list of any activities that the program will undertake to support gender mainstreaming efforts in the design, implementation, and monitoring and evaluation of the subsequent child projects.** ☐ **Program's expected contribution to gender equality and women's empowerment.**

[3] For further information, see GEF's Gender Implementation Strategy (forthcoming June 2018)

Project Development (CEO Endorsement/Approval Preparation)

Policy requirements

15. The GEF Policy on Gender Equality requires GEF Agencies, at or prior to CEO Endorsement/Approval, to provide the following:

(a) Gender analysis or equivalent socio-economic assessment that identifies and describes any gender differences, gender differentiated impacts and risks, and opportunities to address gender gaps and promote the empowerment of women that may be relevant to the proposed activity.

(b) Any corresponding gender-responsive measures to address differences, identified impacts and risks, and opportunities through a gender action plan or equivalent.

(c) If gender-responsive measures have been identified, the results framework or logical framework include actions, gender-sensitive indicators, and sex-disaggregated targets.

16. The GEF Policy on Stakeholder Engagement (2017d) requires that GEF Agencies, at the CEO Endorsement/Approval stage, present "stakeholder engagement plans or equivalent documentation with information regarding stakeholders who have been and will be engaged, means of engagement, dissemination of information, roles and responsibilities in ensuring effective stakeholder engagement, resource requirements, and timing of engagement throughout the project/program cycle."

17. During the project design and development phase, GEF Agencies may request a Project Preparation Grant.

18. Stakeholder consultations and gender analysis or equivalent socioeconomic assessment are eligible activities under this phase.

Gender considerations during CEO Endorsement preparation

19. Systematic consideration of gender during the stakeholder identification and consultations stage is needed to ensure that women's and men's voices alike are heard. It strengthens the design and implementation of GEF-financed activities by reducing risks and addressing the social and economic needs of affected stakeholders.

Guidelines on Gender Equality (SD/GN/02)

Box 2. Guiding questions to consider when mapping/identifying Stakeholder and Partners

- Do those key stakeholders consulted include individuals or groups with a gender perspective (e.g., ministries of women, nongovernment organizations focused on promoting gender equality, women's rights, or the empowerment of women)?
- Is there a balanced gender representation among key stakeholders?
- Is there at least one stakeholder that has the skills, expertise, and capability to integrate gender?

20. The following general steps will ensure gender-responsive stakeholder engagement:

(a) Conducting inclusive stakeholder analysis and selecting participatory consultation methods that ensure that women's and men's needs, knowledge, and expertise are heard; and that they are provided equal opportunity for participation and decision making in project design. This could include using participatory mechanisms and tools to determine how (and when) to involve the different stakeholders, as well as recognizing that stakeholders can be engaged in various ways from gathering and giving information, to consultation, dialogue, and partnership.

(b) Supporting and selecting project partners, when relevant, that represent civil society (including women's groups and women's advocacy organizations) and promote women's participation and leadership at all levels. This could include efforts to:

- actively reach out to women's organizations and gender focal points of relevant national ministries, nongovernment organizations and civil society;
- proactively ensure the involvement of more of the underrepresented gender if a strong gender imbalance exists among project stakeholders;
- identify gender differences in knowledge, interests, priorities, and power within stakeholder groups, as well as among different stakeholder groups; and
- raise awareness throughout the project development phase among women's groups at the national/regional or sectoral level on environmental financial opportunities (e.g., through outreach and knowledge-sharing activities), and promoting gender-sensitive communication.

Gender Analysis

21. The GEF requires that all medium- and full-size projects have conducted a gender analysis or equivalent socioeconomic assessment at or prior to CEO Endorsement/Approval request. Gender analysis is the analytical process used to identify, understand, and describe

gender differences and the relevance of these differences to a specific activity (policy, program or project). Gender analysis (Figure 2) is part of part of social analysis and the results from gender analysis contribute to the strategic direction of project design and implementation. The analysis should serve to:

- collect gender-related information and sex-disaggregated beneficiary data, and to determine the baseline situation;
- inform or form part of the project's Social and Environmental Screening procedure;
- integrate gender considerations into the program/project theory of change to understand how and why a given intervention will lead to a specific change;
- determine program/project activities required to respond to gender risks, differences, gaps, and opportunities; and
- support the formulation of indicators relating to sex disaggregation and gender sensitivity, to be included in program/project results framework.

22. The scope of the analysis can vary and it can be carried out in various ways, depending on GEF Agency policies and procedures, as well as the specific project/program context. The effort should include a collection and analysis of quantitative and qualitative sex-disaggregated data and gender information. The gender analysis can be a stand-alone activity or it can be included as a key component of broader stakeholder analyses or social and situation assessments. Already existing data and information, such as sectoral assessments, country gender assessments, gender analyses of prior or similar projects, and national statistics available from databases can support the analysis.[4] While each GEF Agency uses its own analytical frameworks, tools and procedures for carrying out a gender analysis, a gender analysis or social assessment should help to:

- determine the relevance of gender dimensions to the activity's success and sustainability;
- identify gender differentiated impacts and risks (e.g., as part of the environmental and social safeguard analysis), and identify factors that limit or facilitate equal participation of women and men in the program/project;
- identify any specific gender differences, including women and men's different roles, needs, priorities, capacities and vulnerabilities relevant to activity;
- identify any gender gaps (e.g., access to and control over natural resources, access to benefits and services, and participation and decision making) that the activity could address to support program/project results and sustainability.

[4] For example, the World Bank's Gender Statistics database is a comprehensive source for the latest sex-disaggregated data and gender statistics, covering demography, education, health, access to economic opportunities, public life and decision-making, and agency (World Bank, 2018); or CEDAW country reports (CEDAW, 2000–09). Data and information may also be obtained from government ministries or agencies responsible for gender equality.

Guidelines on Gender Equality (SD/GN/02)

Figure 2. Elements of Gender Analysis

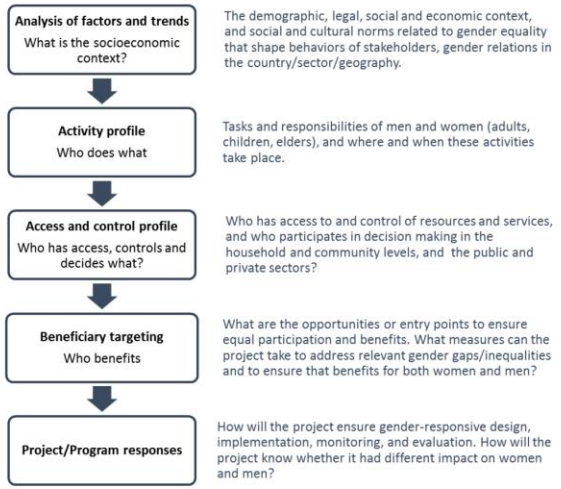

Gender action plan

23. The GEF Policy on Gender Equality requires that any planned gender-responsive measures to address differences, as well as identify impacts, risks, and opportunities, are provided through a gender action plan or equivalent. The gender action plan is a bridge between gender analysis and implementation, and it is a tool to help translate and make visible findings of the gender analysis in program/project implementation and evaluation. An action plan is highly context specific, however. There are some action domains that can be considered an integral part of a Gender Action Plan, such as those actions that:

- provide equal access to and control over resources and information, such as gender- and age-appropriate training and communication material;
- give equal voice and representation in decision making, such as quotas for women in community resource management groups;
- reduce women's workload, such as introducing labor-saving technologies and tools; and
- engage at policy level, such as review of the existing sectorial policies to identify entry points for women's empowerment.

24. Use of participatory approaches should be considered throughout the Gender Action Plan to provide equal opportunity for men and women to benefit from the planned activities. In addition to the concrete actions relevant to the program/project, the plan should also set out timelines, responsible actors, and resource allocations. The action plan can be integrated into project components and elements, including the logical framework, project implementation plan, budget, and results framework (Section 4.4 provides further information on results frameworks).

25. The Gender Action Plan may be structured around the following components:

1. **Introduction/Background:** Elaboration of findings from gender analysis and basic information on gender within the project area (national, sub-national, regional).
2. **Strategies and Activities**: Description of actions and activities the project will put in place to respond to identified gender risks, differences, gaps or opportunities.
3. **Monitoring and Evaluation**: Description of how the project will track and evaluate gender impacts and results, including sex-disaggregated indicators and targets (included in the project results framework).
4. **Resources:** Indication of timelines, budget allocations, and staffing resources dedicated to the activities.

Box 3. Guiding questions that can help identify gender-responsive activities

- **What mitigating actions are needed?** For example, activities that mitigate identified risks created by the project (e.g., displacing women from key assets such as land and livelihoods, or increasing women's unpaid labor).
- **What actions are required to ensure equal opportunities for women and men to participate in and benefit from the project?** For example, activities that aim to address barriers between women and men in access to opportunities and resources (e.g., entrepreneurship opportunities, training).
- **What actions could help to address identified gender gaps and opportunities to empower women**? For example, activities or strategies that address underlying gaps between women and men that can help enhance delivery of environmental benefits (e.g., barriers for women to participate in decision making, or gender gaps relating to control of or access to land).

Gender-responsive results framework

26. The process to identify expected outcomes, outputs, and results of GEF programs/projects provide key entry points to ensure that they respond to the differentiated needs, concerns and capabilities of men and women alike. The GEF Policy on Gender Equality requires that programs/projects that have identified gender-responsive measures and actions include in their results framework or logical framework gender-sensitive indicators and sex-disaggregated targets, when direct beneficiaries are targeted. This means that gender

Guidelines on Gender Equality (SD/GN/02)

considerations should be part of the project's theory of change, through outcomes, outputs, and indicators. This entails conscious consideration of how proposed project activities and results may affect women and men differently and how reducing gender gaps could support project success and sustainability.

Box 4. Guiding questions to help address gender in the formulation of program/project outputs and outcomes

- How will the products, services, or policy measures generated by the program/project respond to women's and men's different concerns and needs?
- Is it necessary to specify outputs separately for men and women?
- Does the outcome address the needs and concerns of women and men alike?
- Does the outcome need to have a specific gender dimension?
- In what ways can the program/project contribute to the overall goal of gender equality and women's empowerment?
- Will this outcome bring about improvements for both women and men?

27. A core component of tracking gender results is the formulation of sex-disaggregated and gender-sensitive indicators. All beneficiary-level indicators and targets should be disaggregated by sex (as well as age, class, or ethnic origin to identify sub-groups of men and women) wherever possible. For example, rather than targeting only women, an indicator could look specifically at improvements for the situation of indigenous women who potentially face different challenges, not only from indigenous men (owing to the gendered division of labor in indigenous cultures) but also from other women. Annex 3 provides examples of sex-disaggregated indicators.

28. Programs and projects that have identified specific activities and outcomes to address gender differences and gaps also might consider including gender-sensitive indicators in the project's results framework. These would allow them to demonstrate the progress toward achieving gender equality or the empowerment of women. These kinds of indicators go beyond disaggregation of beneficiaries by sex. For example: while a sex-disaggregated indicator can measure the number of women and men farmers who received training on sustainable agroforestry, it may not be sufficient to determine whether the training itself responded to the differentiated needs of women and men farmers. In this case, there might be a need for a gender-sensitive indicator that qualitatively assesses whether the capacity of women and men has been increased.

Box 5. Guiding questions to consider when formulating gender sensitive indicators

- Are indicators, to the extent possible, sex disaggregated (reflecting also sub-groups of men and women according to age or ethnic origin)?
- Are the indicators sufficient to measure whether conditions for women and men are changing, for example, in terms of access to resources, decision making, and/or benefits?
- Do the indicators measure, where relevant, the gender aspects of each outcome/output?
- Are targets set to ensure sufficient level of and progression toward gender equality, quantitatively and qualitatively?
- Have the indicators been designed in a way that enables gender-sensitive monitoring and collection of accurate data in a culturally sensitive manner?

Budgeting and Staffing

29. Adequate resources and expertise are critical to effectively deliver on gender-responsive measures in implementation and monitoring and evaluation. This means that (i) responsibilities for integrating gender aspects in project implementation are explicit in job descriptions or terms of references; and (ii) the project budget includes resources to carry out specific gender-related activities in implementation, monitoring and evaluation, communication, and knowledge dissemination (e.g., costs associated with staffing and capacity building required to train staff or conduct gender activities and stakeholder consultations).

Reporting on gender at CEO Endorsement/Approval stage

30. The section on gender at the CEO Endorsement submission stage requests GEF Agencies to provide the following information:

Gender analysis or equivalent socioeconomic assessment. (Type response here; if available, upload document or provide link)

Does the project expect to include any gender-responsive measures to address gender gaps or promote gender equality and women's empowerment? (yes ☐ /no☐) If yes, please upload gender action plan or equivalent here.

Indicate in which results area(s) the project is expected to contribute to gender equality: ☐ closing gender gaps in access to and control over resources; ☐ improving women's participation and decision making; and or ☐ social and economic benefits or services for women.

Does the project's results framework or logical framework include gender-sensitive indicators? (yes ☐ /no☐)

Guidelines on Gender Equality (SD/GN/02)

31. At the CEO Endorsement stage, projects that expect to address gender gaps and promote gender equality are to indicate in which result areas the project is expected to contribute to GEWE. Projects also should have a results framework that allows tracking progress and results.

32. Table 2 below summarizes different gender considerations at the CEO Endorsement/Approval stage.

Table 2. Summary of Gender Considerations at CEO Endorsement/Approval Request

Summary of the findings from stakeholder consultations and the gender analysis or equivalent socioeconomic assessments, including elaboration on the gender context of the project, identified gender differences and gaps, and gender-differentiated impacts and risks.
Gender Action Plan or equivalent that elaborates concrete and project-specific actions to address gender differences and gaps, gender-differentiated impacts and risks, and opportunities to promote the empowerment of women that support project objectives and outcomes.
Stakeholder engagement plan that reflects on and clearly describes actions on stakeholder engagement.
Gender-sensitive indicators that will be used to track, monitor, and report on gender results.

The GEF Enabling Activities and policy/strategy work

33. Enabling Activity projects provide financing for the preparation of a plan, strategy, or national program to fulfill the commitments under the Conventions that the GEF serves, including national communication or reports to the Conventions. Similarly, many GEF-financed medium- and full-size projects include activities that focus on developing and preparing national policies or strategies and, as such, do not work directly with beneficiaries on the ground. These plans and strategies provide an essential opportunity to recognize, build capacity, and to develop actions to advance GEWE. Some possible actions to include in these national documents include the following:

- request that gender experts review draft plans and strategies;
- ensure that any background and stocktaking exercises associated with development of the plans and strategies adequately account for the different roles for women and men;
- ensure that women are effectively engaged as members of stakeholder groups consulted during development of the strategies and plans;
- consider including gender-disaggregated data collection and/or gender-specific indicators; and
- consider how national gender policies can be incorporated into sectoral strategies and action plans.

Project Implementation, Monitoring, Reporting, and Learning

Policy requirements

34. The GEF Policy on Gender Equality (GEF, 2017c) and GEF Stakeholder Engagement (GEF, 2017d) require that GEF Agencies:

- oversee the implementation of gender-responsive measures as documented at the CEO Endorsement/Approval stage;
- provide information in their annual project implementation reports (PIR), mid-term reviews (MTR), and terminal evaluations (TE) on progress, gender-sensitive indicators, and results;
- oversee the implementation of stakeholder engagement, and include information on progress, challenges, and outcomes in their PIRs, MTRs, and TEs.

Gender considerations during the project implementation

35. For GEF programs/projects that already are at implementation stage, a good starting point for gender mainstreaming is to review the questions outlined in the GEF Program/Project Development Checklist (Annex 2), and to identify if and how mainstreaming gender in the project is still feasible. For programs/projects that are just starting implementation, an essential step is to ensure that the project management team has the adequate gender expertise and is working with key stakeholders.

1. **Project implementation team:** To ensure that gender is mainstreamed, project staff must have sufficient capacity and gender expertise to implement the project effectively. Possible activities include:
   - providing training to women and men alike at all levels of the project team to ensure they understand the gender dimensions addressed by the project;
   - hiring gender specialists who can help team members and partners to integrate gender issues into the different project activities; and
   - ensuring that responsibilities for integrating gender aspects at project implementation are explicit in job descriptions or in the terms of references of management, technical staff, and consultants.
2. **Working with stakeholders:** It is important that project stakeholders are informed about gender inequality and GEF's commitment to address them. This means assessing and creating gender awareness among potential partners, such as civil society groups, and government and private sector institutions.
   - target partnerships with civil society groups such as women's advocacy groups;

Guidelines on Gender Equality (SD/GN/02)

   - provide targeted capacity development, when relevant, at the local level to support and encourage women and men alike to bring their voice, needs, potential, perspectives, and priorities;
   - seize opportunities to engage and target men as agents of change and champions for gender equality;
   - embed project processes within a national or sectoral context, when relevant, through capacity building and decision-making processes.
3. **Continuing gender mainstreaming efforts:** Even if specific gender-focused activities may not have been elaborated on at the design phase, developing a gender action plan or framework for gender mainstreaming early on allows for budget adjustments and determining staffing needs. Further analysis on gender-related issues is often required during the implementation phase, including sector-specific analysis/case studies or further assessment of gender opportunities that can be leveraged, when relevant, for the benefit of certain stakeholder groups and/or local communities.

Box 6. Guiding questions to consider during project implementation

- Are the assumptions and information regarding the characteristics, needs, and interests of men and women, which informed the initial project design, still valid?
- Have any challenges or barriers arisen during project implementation hindered the equal participation of men and women in activities, decision-making processes, and the distribution of resources and benefits?
- Does the implementation team have gender expertise and a gender focal point?
- Are partner organizations aware of and trained to address gender inequalities among beneficiaries?

Monitoring and reporting

36. The GEF requires GEF Agencies to report on gender-responsive measures, as documented at the CEO Endorsement/Approval stage and to provide information on progress, sex-disaggregated and gender-sensitive indicators, and results in their annual PIRs, MTRs, and TEs.

37. **Project Implementation Reports:** GEF Agencies must submit to GEF Secretariat's individual PIRs for all full-size and medium-size GEF projects under implementation (GEF, 2017b). Key data reported in the PIR is aggregated at the GEF portfolio level and used for management and reporting processes. The PIR is a key opportunity to report on activities and results relating to gender. Some GEF Agencies already have their own policies in place that require reporting on gender during the project implementation stage and, as such, include a gender section in their PIRs. GEF Agencies that do not have this requirement should consider

adding a section on gender that would report on any activities relating to GEWE, as well as any progress toward gender results.

38. **Mid-Term Review:** The MTR is a critical juncture in project implementation to assess if a project is on track with its action plans and in meeting its intended results. The MTR is an opportunity to assess implementation progress on gender activities, targets, and design features, including progress toward meeting gender-related results. It is also an opportunity to adjust activities and targets, consider midcourse corrections to improve implementation, outreach, and results for women's participation, access to resources, and benefits. This means that GEF Agencies should prepare a written assessment of findings relating to the implementation of gender activities and gender-related results for incorporation into the MTR.

Box 7. Guiding questions when conducting Midterm Reviews

- How can the project's results framework be more gender responsive?
- Is the project reaching women as well as men? How does the project engage with women and girls?
- What are the wider impacts/changes the project is achieving in relation to women and men?
- What impact is the project having on women and men, as well as on their gendered power dynamics?
- Are there any legal, cultural, or religious constraints on women's participation in the project?
- Does the monitoring and evaluation strategy consider women and men separately?
- Have indicators been developed to measure how women and men are impacted by the activities and results?
- Are partner organizations aware of and trained to address gender inequalities among beneficiaries?
- What adaptive management measures are recommended to improve gender mainstreaming and the project's work to advance gender equality and women's empowerment (e.g. mid-term gender analysis; additional gender expertise needed)?

39. **Terminal Evaluation:** GEF Monitoring and Evaluation Policy (GEF, 2011) specifies that TEs will, at the minimum, assess achievement of outputs and outcomes, and report on these. While assessing project results, Agencies will need to determine the extent to which the project objectives—as stated in the documents submitted at the CEO Endorsement stage—have been achieved. In addition to the MTR and the PIR, the project TE can provide lessons for future programming. The TE methodology and evaluation should, to the extent possible, report on sex-disaggregated and gender-sensitive indicators and results. In preparation for the TE, GEF Agencies may consider the following (GEF IEO, 2015c):

(a) Gender-sensitive identification and selection of key evaluation stakeholders:

- Identify and select key female and male stakeholders and their interests, positive or negative, in the project. Who has been involved? Who was most dependent? Who has had an economic stake?

Guidelines on Gender Equality (SD/GN/02)

- Marginalized key evaluation stakeholders may lack the recognition or capacity to participate on an equal basis, and particular effort must be made to ensure and enable their participation.
- Keep in mind the literacy levels, language skills, and time and logistical constraints of key evaluation stakeholders identified, especially of marginalized stakeholders.
- It may not be possible to have all identified stakeholders involved; use an inclusive and transparent approach in the identification and selection of key evaluation stakeholders, informing key stakeholders about the process and reasons for their inclusion or exclusion from actual engagement.

(b) Stakeholder Mapping:

- To what extent did the stakeholder mapping take into account different activities, capacities, access to resources, roles, needs, and priorities of men and women alike?
- Did a gender analysis take place to identify the potential negative impacts of project intervention on women as well as men?
- Did a gender-sensitive social analysis or assessment take place?

(c) Interviews/Focus Group Discussions/Consultation Workshops:

- Stakeholder consultations with all key groups, including women's groups and with the appropriate women (the ones directly or indirectly affected by an intervention as beneficiary as well as implementer, user, and community member) at the table.

(d) Surveys: When developing and administering surveys, take into account any gender indicators, UN-SWAP gender considerations, evaluative questions, and pointers toward the identification and selection of key evaluation stakeholders.

Box 8. Guiding questions to consider when conducting Terminal Evaluations

- Were gender issues fully integrated into the project design, implementation, monitoring, and reporting?
- How did the project work to promote gender equality and women's empowerment (GEWE)?
- Did the project miss any opportunities in terms of mainstreaming gender or advancing GEWE?
- What were the benefits and opportunities of taking gender into consideration?
- What were the GEWE results achieved (or likely to be achieved)?
- What were the gender mainstreaming principles adhered to by the project?
- Are there any lessons learned in terms of gender that could be used for similar future interventions in terms of design, implementation, and monitoring and evaluation?

Knowledge management and learning

40. The GEF Policy on Gender Equality commits the GEF Secretariat and GEF Agencies to "generate and share knowledge on good practice, methodologies and lessons learned on promoting Gender Equality and the Empowerment of Women related to the GEF's areas of work."

41. This means that, in addition to GEF Agency reporting as part of the monitoring obligations to GEF Secretariat, GEF Agencies are also encouraged to actively generate and share knowledge on good practices, methodologies, and lessons learned on promoting GEWE. This is part of their contribution, as GEF partners, to joint learning and knowledge management on gender. In publications or presentations on GEF-financed activities, GEF Agencies should try to showcase their gender mainstreaming experiences in project development and implementation and share them broadly, for example, in public events and conferences. Gender results are also encouraged to be integrated into regular means of communications (e.g., newsletters, progress reports, social media channels, and websites). Other important means of communicating information on gender issues and results are through workshops, webinars, or the dissemination of best practices.

Box 9. Guiding questions to consider when developing gender-responsive communication

- Does the publication, presentation, or reporting pay attention to relevant gender aspects of the project?
- Are women's organizations, gender equality advocates, and experts included as sources of information in publications, presentations, or when reporting?
- Does any publication, presentation, or other form of reporting contain gender insensitive language or perpetuate gender stereotypes?

GEF's Gender Tagging Framework

Policy requirements

42. The GEF Policy on Gender Equality outlines GEF's ambition to improve the monitoring and reporting on gender equality results. The policy requires "the Secretariat to track and report annually to the Council, and, as required, to the MEAs which the GEF serves on portfolio-level progress, sex-disaggregated data, gender information and results."

GEF's Gender tags

43. To improve the capturing and reporting of results on gender equality and women's empowerment, the GEF Secretariat has introduced a GEF gender tagging system. This system is designed tags to more effectively (i) ensure policy compliance; (ii) prompt considerations on gender early in the project cycle; and (iii) capture portfolio results on GEWE. The tagging system

Guidelines on Gender Equality (SD/GN/02)

is designed to label and track GEF projects and programs that (a) identified relevant gender differences and gaps in their analysis; (b) addressed these differences and gaps through specific measures; and (c) linked measures to gender-sensitive indicators in their results framework.[5] It is specifically designed to track projects that expect to contribute gender equality and women's empowerment through three main results areas most relevant to GEF-7 programming framework:

i. Closing gender gaps in access to and control over resources;

ii. Improving women's participation and decision making;

iii. Contributing to social and economic benefits or services for women.

44. The tagging system will require that GEF Agencies respond to a set of questions as part of completing the PFDs/PIFs and CEO Endorsement/Approval requests. It will further require that GEF Agencies report on progress and results on gender as part of the annual PIRs, MTRs, and Terminal Evaluations (TEs).

45. GEF Secretariat's role is to review compliance and to check whether adequate information has been provided. In its review of submitted PDFs/PIFs, and Requests for CEO Endorsement/Approval, GEF Secretariat will assess whether the documentation reflects the principles and requirements set out in the Policy. GEF Secretariat will use the information derived from the gender tags, combined with qualitative portfolio analyses to (a) monitor and track progress; (b) compile reports to GEF Council; (c) develop knowledge and communication products; and (d) support learning with a view to improve guidance on gender responsive programs and projects in the future.

[5] The new GEF gender tags are not performance indicators or intended to rate or score the extent to which projects have adequately considered or addressed gender differences or gaps. The approach recognizes that some GEF projects will be able to do little to address gender gaps, and it is important to note that the gender tags are not intended to penalize these projects.

References

CEDAW (Convention on the Elimination of All Forms of Discrimination Against Women). 2000–09. "Country Reports." (Online.) New York: UN Women. Available at www.un.org/womenwatch/daw/cedaw/reports.htm.

GEF (Global Environment Facility). 2011. *The GEF Monitoring and Evaluation Policy 2010.* Evaluation Document No. 4. Washington, DC: Global Environment Evaluation Office. Available at www.gefieo.org/sites/default/files/ieo/evaluations/gef-me-policy-2010-eng.pdf

_____. 2012a. "Policy on Gender Mainstreaming." Policy: SD/PL/02. Washington, DC: Global Environment Facility. Available at www.thegef.org/sites/default/files/documents/Gender_Mainstreaming_Policy-2012_0.pdf

_____. 2012b. *Principles and Guidelines for Engagement with Indigenous Peoples*. Washington, DC: Global Environment Facility. Available at www.thegef.org/sites/default/files/publications/GEF_IP_Part_1_Guidelines_r7.pdf.

_____. 2014. "Gender Equality Action Plans." GEF/C.47/09.Rev.01. Agenda Item 9. GEF Council Meeting held on October 28–30, 2014, in Washington, DC. Washington, DC: Global Environment Facility. Available at www.thegef.org/sites/default/files/council-meeting-documents/25_EN_GEF.C.47.09.Rev_.01_Gender_Equality_Action_Plan_1.pdf

_____. 2015a. "Agency Minimum Standards on Environmental and Social Safeguards." Policy: SD/PL/03. Washington, DC: Global Environment Facility. Available at www.thegef.org/sites/default/files/documents/Policy_Environmental_and_Social_Safeguards_2015.pdf.

_____. 2015b. *GEF 2020: Strategy for the GEF.* Washington, DC: Global Environment Facility. https://www.thegef.org/sites/default/files/publications/GEF-2020Strategies-March2015_CRA_WEB_2.pdf.

_____ 2015c GEF IEO: Addressing Gender in Evaluations Guidance for Approach Papers, Washington, DC: Global Environment Evaluation Office. Available at http://gefieo.org/sites/default/files/ieo/ieo-documents/addressing-gender-evaluations.pdf.

_____. 2017a. "Evaluation on Gender Mainstreaming in the GEF." GEF/ME/C.52/inf. 52nd GEF Council Meeting held on May 23–25, 2017, in Washington, DC. Prepared by the Independent Evaluation Office of the GEF. Available at www.thegef.org/sites/default/files/council-meeting-documents/EN_GEF.ME_C.52_Inf.09_Gender_May_2017.pdf.

_____. 2017b. "Guidelines on the Project and Program Cycle Policy." GEF/C.52/Inf.06/Rev.01. 52nd GEF Council Meeting, held on May 23–25, 2017, in Washington, DC. Washington DC: Global Environment Facility. Available at www.thegef.org/sites/default/files/documents/EN_GEF.C.52.Inf_.06.Rev_.01_Guidelines_on_the_Project_and_Program_Cycle_Policy.pdf.

_____. 2017c. "Policy on Gender Equality." GEF/C.53/04. 53rd GEF Council Meeting held on November 28–30, 2017, in Washington, DC. Washington, DC: GEF. Available at www.thegef.org/sites/default/files/council-meeting-documents/EN_GEF.C.53.04_Gender_Policy.pdf.

_____. 2017d. "Policy on Stakeholder Engagement." GEF/C.53/05/Rev.01. 53rd GEF Council Meeting, held on November 28–30, 2017, in Washington, DC. Washington, DC: Global Environment Facility. Available at www.thegef.org/sites/default/files/documents/EN_GEF.C.53.05.Rev_.01_Stakeholder_Policy_3.pdf.

World Bank. 2018. "Gender Statistics." (Online database.). Washington, DC: World Bank. Available at https://datacatalog.worldbank.org/dataset/gender-statistics (accessed on ....)

ANNEX

1. Definitions

CEO Approval: Approval of a fully developed medium-size project or enabling activity by the GEF CEO.

CEO Endorsement: Endorsement of a fully developed full-size project by the GEF CEO.

Enabling Activity: Plan, strategy, or reporting preparation of a project to fulfil commitments under a convention.

Empowerment of women and girls: An expansion of a GEF Agency to improve women's lives through participation and decision-making activities to support (i) women's rights and their access to and control over resources; (ii) women's access to opportunities and resources; (iii) actions to transform the structures and institutions that reinforce and perpetuate gender discrimination and inequality; and (iv) women's ability to exert influence in society.

GEF Agency: An institution eligible to request and receive GEF resources directly from the GEF Trustee on behalf of an eligible recipient for the design and implementation of GEF-financed projects.

GEF-Financed Activity: Any full-size or medium-size project that enables regional or national outreach activities, financed from any GEF-managed trust fund.

Gender: Refers to the roles, behaviors, activities, and attributes that a given society at a given time considers appropriate for men and women. In addition to the social attributes and opportunities associated with being male and female, and the relationships between women and men and girls and boys, gender also refers to the relations between women and those between men. Gender is part of the broader sociocultural context, including class, race, poverty level, ethnic group, sexual orientation, and age. In most societies there are differences and inequalities between women and men in responsibilities assigned, activities undertaken, access to and control over resources, as well as decision-making opportunities.

Gender analysis: A critical examination of how differences in gender norms, roles, power structures, activities, needs, opportunities, and rights affect women, men, girls, and boys in a certain situation or context. It includes the collection and analysis of sex-disaggregated data and gender information to understand gender differences and gaps; determine gender-differentiated impacts and risks; identify measures to avoid adverse gender impacts; and uncover and act on opportunities to address gender gaps and inequalities relevant to the activity.

Gender equality: Equal rights, responsibilities, and opportunities of women, men, girls, and boys. Equality does not mean that women and men will become the same; rather, that rights, responsibilities, and opportunities of women and men will not depend on whether they are born male or female.

Guidelines on Gender Equality (SD/GN/02)

Mainstreaming gender: Assessing the implications for women and men of a planned action, including legislation, policies, or programs. It is a way to make women's, as well as men's, concerns and experiences an integral dimension of the design, implementation, monitoring, and evaluation of policies and programs so that women and men benefit equally and that inequality is not perpetuated.

Gender-responsive approach: Particular needs, priorities, power structures, status, and relationships between men and women are recognized and adequately addressed in the design, implementation, and evaluation of activities. The approach seeks to ensure that women and men are provided equal opportunities to participate in and benefit from an intervention. It promotes targeted measures to address inequalities and promote the empowerment of women.

Gender gap: Disparity and inequality of conditions between women and men due to their position or role in society. It concerns inequalities in terms of their participation, access to opportunities, rights, power to influence and make decision, incomes and benefits, and control and use of resources.

Gender-Sensitive Indicator: An indicator that can be used at various levels to monitor and report on socioeconomic and gender-sensitive changes over a period of time.

Program Framework Document: Document that sets forth the concept of a program that is proposed for GEF financing.

Project Identification Form: Applicable document that sets forth the concept of a full- or medium-size project that requests GEF financing.

Stakeholder: An individual or group that has an interest in the outcome of a GEF-financed activity or is likely to be affected by it, such as local communities, indigenous peoples, civil society organizations, and private sector entities comprising women, men, girls, and boys.

Stakeholder engagement: A process involving stakeholder identification and analyses, planning of stakeholder engagement, disclosure of information, consultation and participation, monitoring, evaluation, and learning throughout the project cycle. The process also addresses grievances and includes on-going reporting to stakeholders.

2. Checklists

(i) Checklist for project identification stage

Project Identification	Early Opportunities to Integrate Gender
Understand project context, problem, root causes, and drives	Consider how the anticipated project and its outcomes may affect women and men differently Consider how the underlying gender constraints may intersect with project objectives Reflect on socioeconomic, as well as the institutional and political context of the project regarding gender equality opportunities and risks
Collect and review data/information	Examine available qualitative and quantitative data and information that may reveal gender issues in the sector or country of your project Collect relevant sex-disaggregated baseline data and information, and determine additional information needs
Consult stakeholders and prospective partners	Use participatory methods to guarantee equal opportunities for women and men to participate and contribute to project design Assess potential barriers for women to participate and contribute to project planning and design Identify and consult with gender experts and local civil society organizations and women groups
Determine staffing and budget	Define responsibilities for integrating gender aspects into project design (e.g., ensuring that job descriptions are explicit) Consider a gender-balanced project design team and use of local gender experts Allocate sufficient funds for gender analyses and participatory stakeholder consultations

Guidelines on Gender Equality (SD/GN/02)

(ii) Checklist for the project development stage

Project development	Opportunities to Integrate Gender
Gender Analysis	Consult gender experts, civil society organizations, and women's groups in the country/sector to help identify key gender issues Collect and analyze sex-disaggregated information and baseline data (e.g., laws, policies, socioeconomic trends, and norms that might affect the opportunities of women and men to contribute to the project Analyze implications of gender barriers that may prevent women or men from having equal opportunity to benefit from project activities and results Identify opportunities to empower women to support project success and sustainability
Stakeholder identification and analysis	Conduct participatory stakeholder analyses and consultations to determine rights, roles, priorities, and capabilities of women and men (e.g., different dependence and needs in terms of, say, health, livelihood, and/or income) on resources and issues at stake; different influences and impact of project on women and men (e.g., how gender barriers may affect project success or have potential adverse impact on women and girls); men and women's concerns, needs, capabilities, and opportunity to contribute to the project Determine how to involve and engage with different groups of stakeholders
Develop the theory of change	Consider how anticipated project results may affect women and men differently and how addressing gender gaps could support project success and sustainability (e.g., by improving women's access to resources or decision making) Link environmental issues with gender equality objectives (e.g,. how women's empowerment could promote sustainable practices) Reflect on whether identified gender issues require revision of the theory of change
Check activities outcomes, outputs	Reflect on risks and opportunities of the project and how project benefits may be different for women and men Reflect on whether there are any entry points or opportunities for the project to support gender equality and/or women's empowerment Determine whether identified gender issues require revision of project components (e.g., outcomes, outputs, and activities)
Refine results frameworks	Disaggregate indicators by sex where possible and, where relevant, refine indicators to go beyond only measuring participation to capture results and impact (e.g., income and productivity gains for women and men, improved access to resources and services, reduced workload) Determine what types of data must be collected to track gender-related project results
Prepare budget and staffing	Ensure that responsibilities for integrating gender aspects during project implementation are explicit in job descriptions or terms of references Consider a gender-balanced project team and the use of local gender experts with expertise on gender analysis and mainstreaming Allocate sufficient funds to implement the gender action plan

(iii) Guiding questions to consider at the CEO Endorsement stage

1. **Were key stakeholders, including women and men, engaged in the preparation of the project?**
   - Were gender experts or women's groups, civil society, and indigenous peoples involved in project design? If so how?
   - Were barriers of marginalized stakeholders identified and, if so, were they addressed?
   - Were gender experts or women's groups involved in project design?
   - Were standards of free, prior, and informed consent adhered to throughout the consultation stages?

2. **Did the project conduct an adequate gender analysis during project development?**
   - Were the needs, access to, and control over resources by women and men alike (e.g., power, time, financial resources) analyzed?
   - Were any key gender issues and/or barriers identified that could impact the project's ability to achieve its results or prevent women and men from benefiting equally?
   - Will men and women have equal access to participation in the project?
   - How will gender inequalities, laws, policies, and norms affect the achievement and sustainability of project results?
   - Does the project have the potential to contribute toward gender equality and women's empowerment? If so how?
   - Did the information and finding of gender analysis explicitly feed into project design?

3. **Does the project have a gender-responsive project results framework with sex-disaggregated and gender-responsive indicators?**
   - Were sex-disaggregated data collected to track gender-related project performance and results? Are they adequately able to measure impacts on women and men alike?
   - Have the outputs been designed to be relevant and beneficial for both women and men?
   - Have specific outcome indicators referring to gender (men and women) been developed?
   - Will planned activities reach and involve women and men alike?
   - Is there a specific budget for gender-related activities?

4. **Does the project have the resources and capacity to deliver gender components?**
   - Have financial inputs been assessed to ensure that men and women alike will benefit from the planned project? Does project staff have adequate capacity and knowledge to address gender components of the project or has a gender expert been requited?

Guidelines on Gender Equality (SD/GN/02)

(iv) Examples of sex-disaggregated indicators

Consultation participation	Number and percentage of men and women actively participating in consultations, workshops, and committee meetings Number of women and men in decision-making positions relating to the activities or in the project context Number and percentage of women and men serving in leadership positions relating to the areas of intervention or in the project context Number and percentage of men and women, by social group, consulted about project plans
Benefit sharing	Number of women and men benefitting from organized workshops and trainings opportunities within the program or project Number of women and men receiving program or project benefits Number of women and men benefitting from tools and resources Number of women and men benefiting from financial investments, due to program interventions Number of women and men engaged in benefit-sharing discussions Number of poor households that are project beneficiaries; number headed by men/women.
Access to resources and assets	Number of men who have ownership of land in their name Number of women and men who have access to land, water and forest resources. Number of women and men who have knowledge of laws relating to areas of intervention Number of women and men trained on land-right issues (e.g., land tenure/security rights) Number of women who have ownership of land in their name (e.g., land titles and tenure security) Number of women of in a leadership position with regard to land, water, forest and other biological resources (e.g., entrepreneur, manager, lead farmer)

3. Additional Resources

Tools and guidelines

1. GEF(forthcoming): E-course on Gender and the Environment
2. GEF forthcoming): *Emerging Best Practices in Mainstreaming Gender at the GEF*
3. IUCN (2013): *Framework for Conducting Gender Responsive Analysis* (available at http://cmsdata.iucn.org/downloads/framework_gender_analysis.pdf)
4. UNIDO (2015): *Guide on Gender Mainstreaming: Environmental Management Projects* (available at www.unido.org/sites/default/files/2015-02/Gender_Environmental_Management_Projects_0.pdf)
5. UNDP (2010): *Gender, Climate Change and Community-based Adaptation* (available at http://www.undp.org/content/dam/aplaws/publication/en/publications/environment-energy/www-ee-library/climate-change/gender-climate-change-and-community-based-adaptation-guidebook-/Gender%20Climate%20Change%20and%20Community%20Based%20Adaptation%20(2).pdf)
6. World Agroforestry Centre: *Compilation of Gender Research Methods and their Application* (Available at http://www.worldagroforestry.org/gender/gender-research-methods)
7. UNDP (2016): *How to Conduct a Gender Analysis: A guidance Note for UNDP Staff* (available at https://info.undp.org/sites/bpps/SES_Toolkit/SES%20Document%20Library/Uploaded%20October%202016/UNDP%20Guidance%20Note%20how%20to%20conduct%20a%20gender%20analysis.pdf)
8. FAO (2018) Guidance note on gender-sensitive vulnerability assessments in agriculture (Available at http://www.fao.org/3/I7654EN/i7654en.pdf)
9. FAO (2017) Training module: How to integrate gender issues in climate-smart agriculture projects (Available at http://www.fao.org/3/a-i6097e.pdf)
10. FAO (2015) Gender in Climate-Smart Agriculture Module 18 for the gender in agriculture (Available at http://www.fao.org/3/a-i5546e.pdf)

Online databases

1. World Bank Gender Databank (available at http://datatopics.worldbank.org/gender/)
2. UNDP Gender Inequality Index (available at http://hdr.undp.org/en/content/gender-inequality-index-gii)
3. UNDP Gender Development Index (available at http://hdr.undp.org/en/content/gender-development-index-gdi)
4. FAO Gender and Land Rights Database (available at http://www.fao.org/gender-landrights-database/en/)
5. The Environment-Gender Index (available at http://genderandenvironment.org/egi/)
6. FAOSTAT (available at: http://faostat3.fao.org/home/E)
7. AQUASTAT: FAO's global water information system (available at: http://www.fao.org/nr/water/aquastat/data/query/index.html?lang=en)

Guidelines on Gender Equality (SD/GN/02)

Multilateral Environmental Agreements and Gender

United Nations Convention on Biological Diversity

Convention text: Recognizes "the vital role that women play in the conservation and sustainable use of biological diversity and (affirms) the need for the full participation of women at all levels of policy-making and implementation for biological diversity conservation". Preamble

Gender Action Plan (https://www.cbd.int/gender/action-plan/)

Objectives:

- To mainstream a gender perspective into the implementation of the Convention and the associated work of the Parties and the Secretariat
- To promote gender equality in achieving the objectives of the Convention, the Strategic Plan for Biodiversity 2011–2020 and the Aichi Biodiversity Targets
- To demonstrate the benefits of gender mainstreaming in measures toward the conservation of biodiversity, sustainable use of the components of biodiversity, and fair and equitable sharing of benefits arising out of the utilization of genetic resources
- To increase the effectiveness of the work under the Convention on Biological Diversity.

United Nations Convention to Combat Desertification

Convention text: Stresses "the important role played by women in regions affected by desertification and/or drought, particularly in rural areas of developing countries, and the importance of ensuring the full participation of both men and women at all levels in programs to combat desertification and mitigate the effects of drought." Prologue The Parties commit themselves to "promote awareness and facilitate the participation of local populations, particularly women and youth, with the support of non-governmental organizations, in efforts to combat desertification and mitigate the effects of drought." Article 5.

Gender Action Plan (https://www.unccd.int/publications/gender-action-plan)

Objectives:

- To enhance women's role as agents of change by addressing the gender inequalities they face;
- To build the capacities of women and girls to access the resources they need to improve their livelihoods, manage land sustainably and become resilient to drought;
- To build the technical capacities of UNCCD stakeholders at all levels to design and implement gender-responsive plans and programmes, including in LDN interventions;
- To develop a baseline on gender-related issues in land degradation and desertification, and monitor, report and regularly review progress in the implementation and achievement of objectives;
- To mobilize adequate resources to achieve these objectives.

UN Framework Convention on Climate Change - Including Paris Agreement

Under the Paris Agreement (1/CP.21**)** Parties acknowledge that as climate change is a common concern of humankind: Parties should when taking action to address climate change, respect, promote and consider their respective obligations on human rights, the right to health, the rights of indigenous peoples, local communities, migrants, children, persons with disabilities and people in vulnerable situations and the right to development, as well as gender equality, empowerment of women and intergenerational equity"

Gender Action Plan (https://unfccc.int/resource/docs/2017/sbi/eng/l29.pdf)

Objectives:

The GAP sets out, in five priority areas, the activities that will drive the achievement of its objectives.

- Capacity-building, knowledge-sharing and communication. The GAP seeks to enhance the understanding and expertise of stakeholders on the systematic integration of gender considerations and the application of such understanding and expertise in the thematic areas under the Convention and the Paris Agreement and in policies, programmes and projects on the ground.
- Gender balance, participation and women's leadership. The GAP seeks to achieve and sustain the full, equal and meaningful participation of women in the UNFCCC process.
- Coherence. The GAP seeks to strengthen the integration of gender considerations within the work of UNFCCC bodies, the secretariat and other United Nation entities and stakeholders towards the consistent implementation of gender-related mandates and activities. FCCC/CP/2017/11/Add.1 16.
- Gender-responsive implementation and means of implementation. The GAP aims to ensure the respect, promotion and consideration of gender equality and the empowerment of women in the implementation of the Convention and the Paris Agreement.
- Monitoring and reporting. The GAP seeks to improve tracking in relation to the implementation of and reporting on gender-related mandates under the UNFCCC.

Minamata Convention on Mercury

Convention text

- Recognizes "health concerns, especially in developing countries, resulting from exposure to mercury of vulnerable populations, especially women, children, and, through them, future generations". Preamble.
- Calls for "strategies to prevent the exposure of vulnerable populations, particularly children and women of child-bearing age, especially pregnant women, to mercury used in artisanal and small-scale gold mining". Annex C on artisanal and small-scale gold mining.

Key decisions

- Guidance on addressing gender, Child Labor in artisanal and small-scale gold mining for national action plan development. COP 1/ decision UNEP/MC/COP.1/17. 2017.
- Gender balance taken into account in evaluation to assess experiences in implementing Strategic Approach 2006–2015. UNEP/MC/COP.1/INF/11. 2017.

Basel Convention on Control of Transboundary Movements of Hazardous Wastes and their Disposal

Convention text

- The Conference of the Parties to the Basel Convention has made commitments to gender equality under the BRS Gender Action Plan.
- Under Decision BC-13/20, the Conference of the Parties recognized that efforts still needed to be made to ensure that women and men, boys and girls, from all Parties are equally involved in the implementation of the Convention.

Rotterdam Convention

Convention text

- The Conference of the Parties to the Rotterdam also reiterated their commitment to gender equality in Decision RC-8/13 in which they recognized the efforts that still need to be made to ensure equal participation of men and women, boys and girls, in decision making on gender-responsive hazardous chemicals and waste policies.
- The appointment of experts in the Chemical Review Committee, a subsidiary body under the Rotterdam Convention must take into account gender. Article 18

Stockholm Convention on Persistent Organic Pollutants (2001)

Convention text

- The Stockholm Convention includes gender considerations in its text especially in recognition of the potential impacts POPs can have on human health, especially on women, including pregnant and breastfeeding women.States that Parties are "aware of the health concerns, especially in developing countries, resulting from local exposure to persistent organic pollutants, in particular impacts upon women and, through them, upon future generations". Preamble.
- Parties undertake to "where appropriate, cooperate directly or through global, regional and subregional organizations, and consult their national stakeholders, including women's groups and groups involved in the health of children, in order to facilitate the development, implementation and updating of their implementation plans" Article 7
- Parties shall "promote and facilitate… development and implementation, especially for women, children and the least educated, of educational and public awareness programmes on persistent organic pollutants, as well as on their health and environmental effects and on their alternatives". Article 10.
- The Conference of the Parties to the Stockholm Convention also decided at their first meeting that the appointment of the members of the Persistent Organic Pollutants Review Committee, a subsidiary body under the Stockholm Convention shall take into account gender. (Annex to decision SC-1/7).

Gender Action Plan- BRS Conventions (http://www.brsmeas.org/Gender/BRSGenderActionPlan)

The commitments of the BRS Conventions to gender mainstreaming were then enshrined in the Gender Action Plan which was originally adopted in 2013 and updated in 2016. The Action Plan provides a blueprint for short, medium and long-term actions to be taken to promote gender equality within the Secretariat and gender mainstreaming in its programme of work and activities. The objectives of the Gender Action Plan are to:

- Promote the consideration of gender issues in hazardous chemicals and waste management at the national and regional levels;
- Develop an understanding and support from BRS staff on the issue of gender equality;
- Ensure that the Secretariat's programmes and projects are planned and implement from the gender equality perspective;
- Support staff in achieving a sustainable work-life balance.

GEF POLICY FRAMEWORK

STAKEHOLDER ENGAGEMENT

STAKEHOLDER ENGAGEMENT POLICY

Explore

STAKEHOLDER ENGAGEMENT GUIDELINES

Explore

GLOBAL ENVIRONMENT FACILITY
INVESTING IN OUR PLANET

Policy: SD/PL/01
Approved on November 30, 2017

POLICY ON STAKEHOLDER ENGAGEMENT

Summary	This Policy sets out the core principles and mandatory requirements for Stakeholder Engagement in GEF governance and operations, with a view to promoting transparency, accountability, integrity, effective participation and inclusion. The Policy reaffirms and operationalizes the GEF's commitment, with respect to GEF-Financed Activities, to "full disclosure of all non-confidential information, and consultation with, and participation as appropriate of, major groups and local communities throughout the project cycle" (Instrument for the Establishment of the Restructured Global Environment Facility, Paragraph 5). This Policy Supersedes the GEF Policy on Public Involvement in GEF Projects (SD/PL/01).
Approved by	GEF Council
Approval Date	November 30, 2017 (53rd Council Meeting)
Effective Date	July 1, 2018
Applicability	This Policy applies to the Secretariat, and all GEF Partner Agencies (hereafter referred to as "Agencies"); and all GEF-Financed Activities.
Council Doc	Policy on Stakeholder Engagement (GEF/C.53/05/Rev.01)
Related Doc	☐ Stakeholder Engagement Guidelines (SD/GN/01) ☐ Environmental and Social Safeguards (SD/PL/03) ☐ Application of Environmental and Social Safeguard Standards (SD/GN/03) ☐ Gender Equality Policy (SD/PL/02) ☐ Gender Equality Guidelines (SD/GN/02) ☐ Fiduciary Standards (GA/PL/02) ☐ Monitoring Agencies' Compliance with GEF Policies (ME/PL/02) ☐ Monitoring and Evaluation Policy ☐ Project and Program Cycle Policy (OP/PL/01) ☐ Project and Program Cycle Guidelines (GEF/C.52/Inf.06) ☐ Principles and Guidelines for Engagement with Indigenous Peoples
Contact	Ms. Pilar Barrera Rey Sr. Operations Officer, GEF Secretariat

Definitions

CEO Approval means the approval of a fully developed medium-sized project or enabling activity by the GEF CEO

CEO Endorsement means the endorsement of a fully developed full-sized project by the GEF CEO

Civil Society comprises non-stake actors, including not-for-profit non-governmental organizations (NGOs), farmers, women, the scientific and technological community, youth and children, Indigenous Peoples and their communities, business and industry, workers and trade unions

Enabling Activity means a project for the preparation of a plan, strategy or report to fulfill commitments under a Convention

GEF-Financed Activity means any full-sized project, medium-sized project or enabling activity financed from any GEF-managed trust fund, as well as regional and national outreach activities

GEF Partner Agency means an agency eligible to request and receive GEF resources directly for the design, implementation, and supervision of GEF projects

Program Framework Document means the document that sets forth the concept of a program that is proposed for GEF financing

Project Identification Form means the applicable document that sets forth the concept of a full-sized project or medium-sized project that is requesting GEF financing

Stakeholder means an individual or group that has an interest in the outcome of a GEF-financed activity or is likely to be affected by it, such as local communities, Indigenous Peoples, civil society organizations, and private sector entities, comprising women, men, girls and boys

Stakeholder Engagement means a process involving stakeholder identification and analysis, planning of Stakeholder Engagement, disclosure of information, consultation and participation, monitoring, evaluation and learning throughout the project cycle, addressing grievances, and on-going reporting to stakeholders

Work Program: means a group of Full-Sized Projects and/ or Programmatic Approaches that is presented for Council approval in a Council meeting

Introduction

1. Effective Stakeholder Engagement enhances the transparency, accountability, integrity, effectiveness and sustainability of GEF governance and operations by, *inter alia*, strengthening the design and implementation of GEF-Financed Activities, reducing risks and addressing the social and economic needs of affected parties.

2. In addition, effective Stakeholder Engagement promotes country ownership by forging stronger partnerships, particularly with civil society, Indigenous Peoples, communities and the private sector, and by harnessing the knowledge, experience and capabilities of affected and interested individuals and groups.

Purpose

3. This Policy sets out the core principles and mandatory requirements for Stakeholder Engagement in GEF governance and operations, with a view to promoting transparency, accountability, integrity, effective participation and inclusion. The Policy reaffirms and operationalizes the GEF's commitment, with respect to GEF-Financed Activities, to "full disclosure of all non-confidential information, and consultation with, and participation as appropriate of, major groups and local communities throughout the project cycle" (Instrument for the Establishment of the Restructured Global Environment Facility, Paragraph 5).

Application

4. This Policy applies to the Secretariat and all GEF Partner Agencies (hereafter "Agencies"). The Policy applies to all GEF-Financed Activities[1].

Objective

5. The objective of this Policy is to promote the inclusive and meaningful participation of Stakeholders in GEF's governance and operations in support of the GEF's mandate to protect the global environment.

Core Principles

6. The following principles constitute the foundation for Stakeholder Engagement across GEF governance and operations:

(a) Constructive, responsive, accountable and transparent Stakeholder Engagement is critical to the success of all GEF-Financed Activities.

[1] Including activities funded through all GEF-managed trust funds, unless decided otherwise by the LDCF/SCCF Council in response to guidance from the Conference of the Parties of the United Nations Framework Convention on Climate Change.

(b) Stakeholder Engagement in the GEF supports fair, balanced, and inclusive participation in GEF governance and operations.

(c) Stakeholder Engagement applies to all GEF-Financed Activities, irrespective of the level of potential social and environmental risks and impacts.

(d) In order to be effective and meaningful, Stakeholder Engagement requires sustained commitment and action, including the appropriate allocation of resources, throughout the identification, design, implementation, monitoring and evaluation of GEF-Financed Activities.

(e) Effective Stakeholder Engagement in GEF governance and operations is supported by appropriate documentation and easy and timely access to relevant information.

Policy Requirements

7. This Policy sets out mandatory requirements in three key areas: (A) project and program cycles; (B) activities led by the Secretariat; and (C) Agency policies, procedures and capabilities.

A. Stakeholder Engagement Throughout the GEF Project and Program Cycles

8. In Program Framework Documents and Project Identification Forms submitted for Work Program entry or CEO Approval, Agencies provide a description of any consultations conducted during project development, as well as information on how Stakeholders will be engaged in the proposed activity, and means of engagement throughout the project/ program cycle.

9. At CEO Endorsement/ Approval, Agencies present Stakeholder Engagement Plans or equivalent documentation, with information regarding Stakeholders who have been and will be engaged, means of engagement, dissemination of information, roles and responsibilities in ensuring effective Stakeholder Engagement, resource requirements, and timing of engagement throughout the project/ program cycle.

10. The Secretariat, in its review of Requests for CEO Endorsement/ Approval, assesses whether adequate measures have been proposed, supported by an adequate allocation of resources, to ensure effective Stakeholder Engagement throughout the life-cycle of the activity, and whether such measures have been adequately documented as per paragraphs 8–9 above[2].

11. Agencies oversee the implementation of Stakeholder Engagement as set out in the documentation submitted at CEO Endorsement/ Approval, and include information on progress, challenges and outcomes in their annual project implementation reports as well as mid-term reviews and terminal evaluations.

[2] The Secretariat also invites stakeholder inputs on PFDs and PIFs posted on its website: https://www.thegef.org/partners/csos

12. Agencies propose and allocate adequate resources in their respective program and project budgets to promote effective Stakeholder Engagement throughout the program and project cycles.

13. The Secretariat updates and maintains publicly available and easily accessible project and program templates to support the implementation of this Policy.

B. Stakeholder Engagement in Activities Led by the Secretariat

14. The Secretariat engages with Stakeholders in all other GEF-Financed Activities, such as national and regional outreach activities executed by the Secretariat, following the principles set out in Paragraph 6.

15. The Secretariat provides for appropriate Stakeholder Engagement in the development of GEF policies, guidelines and strategy.

C. Agency Policies, Procedures and Capabilities

16. Agencies demonstrate that they have in place the necessary policies, procedures and capabilities to ensure that:

(a) Stakeholders are identified and involved as early as possible in the identification and development of activities implemented by the Agency and that Stakeholder Engagement is sustained throughout the life-cycle of the activity.

(b) Stakeholders are engaged in meaningful consultations where they are able to express their views on project plans, benefits, risks, impacts, and mitigation measures that may affect them.

(c) Such consultations are gender responsive; free of manipulation, interference, coercion, discrimination and intimidation; and responsive to the needs and interests of disadvantaged and vulnerable groups.

(d) A public record of Stakeholder Engagement throughout the project cycle is maintained and disclosed. In cases where confidentiality is necessary to protect stakeholders from harm, statistical information is recorded and made publicly available.

(e) Stakeholders have access to timely, relevant and understandable information about activities implemented by the Agency, and clear procedures to request information.

(f) Where GEF-financing supports an activity implemented by the Agency, such support is clearly identified and related non-confidential information is made publicly available and easily accessible.

(g) The requirements set out in paragraph 16 a–f are met by governments and other executing partners that are engaged in activities implemented by the Agency.

Compliance, Monitoring and Reporting

17. The Secretariat facilitates an assessment of Agencies' compliance with the requirements set out in Paragraph 16, for Council review and decision within 18 months of the date of effectiveness of this Policy.

18. If an Agency does not meet the requirements set out in Paragraph 16, the Agency, in consultation with the Secretariat, develops a concrete, time-bound action plan to achieve compliance. The Secretariat, on behalf of the Agency, submits the action plan for review and approval by the Council. Unless the Council decides otherwise, the Agency may continue to seek GEF financing while it implements the time-bound action plan.

19. Once an Agency has been found to meet the requirements set out in Paragraph 16, the Agency and the Secretariat carry out periodic reporting and monitoring of compliance using the modalities set out in the *Policy on Monitoring Agencies' Compliance*[3].

20. The Secretariat reports annually to the Council on Stakeholder Engagement across GEF-Financed Activities, including the number and share of projects that effectively engage Stakeholders in line with paragraphs 8–9 above, and using gender-disaggregated data where appropriate, at CEO Endorsement/ Approval, during implementation, and at completion.

21. As part of the as part of the Overall Performance Study undertaken every 4 years, the GEF Independent Evaluation Office will review GEF's engagement with Stakeholders in governance and operations.

22. The Secretariat develops and disseminates, in consultation with Agencies, civil society, and other relevant stakeholders, Guidelines to support the implementation of this Policy within one year from the adoption of this Policy.

Review of the Policy

23. The Council decides on the review and revision of this Policy.

Effectiveness

24. The Policy will come into effect on July 1, 2018, and will remain in effect until amended or superseded by the Council. The Policy applies to all new GEF-Financed Activities submitted on or after the date of effectiveness. For GEF-financed Activities under implementation, the Policy applies to all annual project implementation reports as well as mid-term reviews and terminal evaluations submitted after one year of the date of effectiveness.

[3] SD/ME/02 (http://www.thegef.org/documents/monitoring-agency-compliance-gef-policies)

GLOBAL ENVIRONMENT FACILITY
INVESTING IN OUR PLANET

Guidelines: SD/GN/01
Issued on December 20, 2018

GUIDELINES ON THE IMPLEMENTATION OF THE POLICY ON STAKEHOLDER ENGAGEMENT

Summary	The Guidelines provides further detail on steps to achieve and implement the principles stipulated in the Stakeholder Engagement Policy.
Approved by	GEF Secretariat CEO
Approval Date	December 20, 2018
Effective Date	December 20, 2018
Applicability	The Guidelines apply to the Secretariat, and all GEF Partner Agencies (hereafter referred to as "Agencies"), and all GEF-Financed Activities.
Council Doc	Guidelines on the Implementation of the Policy on Stakeholder Engagement (GEF/C.55/Inf.08)
Related Doc	☐ Stakeholder Engagement Policy (SD/PL/01) ☐ Environmental and Social Safeguards (SD/PL/03) ☐ Application of Environmental and Social Safeguard Standards (SD/GN/03) ☐ Gender Equality Policy (SD/PL/02) ☐ Gender Equality Guidelines (SD/GN/02) ☐ Fiduciary Standards (GA/PL/02) ☐ Monitoring Agencies' Compliance with GEF Policies (ME/PL/02) ☐ Monitoring and Evaluation Policy ☐ Project and Program Cycle Policy (OP/PL/01) ☐ Project and Program Cycle Guidelines (GEF/C.52/Inf.06) ☐ Principles and Guidelines for Engagement with Indigenous Peoples
Contact	Ms. Pilar Barrera Rey Sr. Operations Officer, GEF Secretariat

Definitions

CEO Approval means the approval of a fully developed medium-sized project or enabling activity by the GEF CEO

CEO Endorsement means the endorsement of a fully developed full-sized project by the GEF CEO

Civil Society comprises non-stake actors, including not-for-profit non-governmental organizations (NGOs), farmers, women, the scientific and technological community, youth and children, Indigenous Peoples and their communities, business and industry, workers and trade unions

Enabling Activity means a project for the preparation of a plan, strategy or report to fulfill commitments under a Convention

GEF-Financed Activity means any full-sized project, medium-sized project or enabling activity financed from any GEF-managed trust fund, as well as regional and national outreach activities

GEF Partner Agency means an agency eligible to request and receive GEF resources directly for the design, implementation, and supervision of GEF projects

Program Framework Document means the document that sets forth the concept of a program that is proposed for GEF financing

Project Identification Form means the applicable document that sets forth the concept of a full-sized project or medium-sized project that is requesting GEF financing

Stakeholder means an individual or group that has an interest in the outcome of a GEF-financed activity or is likely to be affected by it, such as local communities, Indigenous Peoples, civil society organizations, and private sector entities, comprising women, men, girls and boys. They can include, among others, relevant ministries, local governments, and locally-affected people, national and local NGOs, community-based organizations (CBOs), Indigenous Peoples organizations, women's groups, private sector companies, farmers, and research institutions, and all major groups as identified, for example, in Agenda 21 of the 1992 Rio Earth Summit and many times again since then.

Stakeholder Engagement means a process involving stakeholder identification and analysis, planning of Stakeholder Engagement, disclosure of information, consultation and participation, monitoring, evaluation and learning throughout the project cycle, addressing grievances, and on-going reporting to stakeholders

Work Program: means a group of Full-Sized Projects and/ or Programmatic Approaches that is presented for Council approval in a Council meeting

INTRODUCTION, PURPOSE AND SCOPE

1. Paragraphs 1 – 6 of the Policy set out its purpose, application (scope), objective and core principles. These provisions are **guideposts to implementation** of the Policy. They can be seen in the Policy, here.

2. In implementing the Policy, the Agencies and the Secretariat should, according to their respective roles, identify and adopt practical approaches to achieve these fundamental purposes and principles. Some specific guidance is noted below:

Effective and inclusive engagement, meaningful consultation

- **Effective engagement, inclusive and meaningful consultation:** as indicated in its introductory sections, these are core elements of the Policy. They should be applied in all aspects of GEF's work, including programming and governance (e.g., meetings of governing bodies, policy development). Further guidance on "meaningful consultation" is provided below.

- **Forge stronger partnerships, particularly with civil society, Indigenous Peoples, communities and the private sector**: this element - expressed in paragraph 2 of the Policy – reflects the importance of "partnership" in the Policy and the GEF more broadly. It requires ongoing work, based on transparency, engagement and dialogue, outreach, awareness building, listening, and respect for the importance and contributions of all stakeholders.

- **Harness the knowledge and expertise of stakeholders**: this element – also expressed in paragraph 2 of the Policy - is based on the recognition that stakeholders and civil society, including local, indigenous and traditional communities, have essential knowledge, perspective, expertise on topics of importance to GEF-funded activities, as well as inherent rights to participate in actions that affect them. The Secretariat and Agencies, according to their respective roles, should identify and take practical steps to foster dialogue and communication to learn from and enlist this knowledge, perspective and expertise, in line with the elements of "meaningful consultation" set out below.

3. There are several key elements to "**meaningful consultation**". As reflected in the policies of some GEF's agencies, meaningful consultation and participation is **a two-way process** that:

- Begins early in the project identification and planning process to gather initial views.
- Encourages stakeholder feedback and engagement in the project development and design process.
- Continues during the development and implementation of a project

- Is based on the prior disclosure and dissemination of relevant, transparent, objective, meaningful and easily accessible information in a timely manner and culturally appropriate format.[1]
- Considers and responds to feedback.
- Supports active and inclusive engagement with project affected parties.
- Is free of external manipulation, interference, coercion, discrimination, and intimidation; and
- Is documented and disclosed.

4. It is the intent of the Policy to provide affected persons with opportunities to express their views on project risks, impacts, mitigation measures and opportunities for enhanced benefits. Thus, it is **important to reach out directly to affected and interested stakeholders and communities where they live**. Prior to engaging in consultations with stakeholders, it is important to map out the key stakeholders and identify their respective needs through the development of a **stakeholder analysis**[2]. This is the first step before developing a more comprehensive **Stakeholder Engagement Plan** (please see below).

Gender equality and women's empowerment

5. Women and men use natural resources in different ways, and have unique skills, knowledge, and experiences as the primary users and stewards of many natural resources. The GEF Policy on Gender Equality states that stakeholder engagement should be conducted in an **inclusive and gender responsive manner**, so that the rights of women and men and the different knowledge, needs, roles and interest of women and men are recognized and addressed. For further detail on the practical steps and required actions to implement the policy please review the *Guidance to Advance Gender Equality in GEF Projects and Programs* (2018), here.

Culturally appropriate consultations and dialogue with Indigenous Peoples, FPIC

6. In projects involving or potentially affecting Indigenous Peoples, GEF is in the process of updating its Policy on Minimum Standards on Environmental and Social Safeguards (which sets out core minimum requirements for the Agencies, including on **Free Prior and Informed Consent (FPIC)** and **culturally appropriate consultations and dialogue**, to enable affected Indigenous Peoples to receive fair and equitable benefits and opportunities from a project. These Guidelines will be updated upon adoption of this anticipated policy (forthcoming).

7. Agencies may need to draw upon **specialized expertise** to help understand the social context to achieve best-practice consultations. This may be true, for example, to achieve

[1] See also Section on Information Disclosure and Transparency, below.

[2] The stakeholder analysis provides a map of the human and institutional landscape as well as the connections and relationships between the different stakeholders, their interest and needs.

culturally appropriate consultations and dialogue with Indigenous Peoples, and balance and inclusion on gender.

Transparency and access to information

8. Paragraph 6(a) of the Policy states that ". . . *transparent Stakeholder Engagement is critical to the success of all GEF-financed activities*". Paragraph 6 (e) further states that effective stakeholder engagement in GEF governance and operations ". . . *is supported by appropriate documentation and easy and timely access to relevant information*".

9. These principles are in line with paragraph 5 of the GEF Instrument regarding full disclosure of non-confidential information. They are important operationally for the realization of the purposes, principles and requirements of the Policy, and consistent with long-standing GEF practice for transparency and disclosure of information. One of these is the principle of a **presumption of disclosure** unless there is a compelling reason for confidentiality, as set out in *GEF Practices on Information Disclosure (October 2011)*.[3]

10. In line with this, the GEF Secretariat will ensure that relevant documents and information received from Agencies related to GEF programs and projects, such as approved Project Identification Forms (PIFs), CEO requests for Endorsement/Approval, Mid-Term Evaluations and Terminal Evaluations, become **publicly available** on the GEF's website in a timely manner.

11. In addition, the GEF Agencies, in line with their own policies and procedures, will make relevant GEF project documents and activities available to the public in a manner that is accessible to CSOs and other stakeholders. This should be based on the prior disclosure and dissemination of relevant, transparent, objective, meaningful, and **easily accessible information in a timely manner and culturally appropriate format, in relevant language(s), and that is understandable to stakeholders**. It should include accessible and relevant information on websites about projects and programs for which they are implementing agency.

12. Notes and summaries of consultation meetings should also be prepared and made available (e.g., on public websites).

[3] Paragraphs 4 and 5 state that ". . . *There is a presumption in favor of disclosure in the GEF's approach to information disclosure, unless there is a compelling reason for confidentiality.* For very limited cases, where disclosure could have a negative impact on the GEF, the implementation of its programs and projects, or more simply, could contrive the legal obligations pertaining to privacy or intellectual property, information is retained as confidential. Where there are such exceptions, justifications are provided. . . In principle, all relevant information regarding the organization, its projects and operations are made available to the general public with the intent of full disclosure." (italics in original).

Stakeholder meetings led by national Operational Focal Points

13. The GEF promotes as best practice that the GEF's Operational Focal Points (OFP), within governments hold at least one meeting every year with interested stakeholders (including the members of the CSO Network in the country). A key purpose of these meetings is to inform stakeholders of, *inter alia*, the work being carried out with GEF support and project ideas that are in development. The meetings also provide information on opportunities for stakeholders to participate in or contribute to project development and implementation, the opportunity to participate in GEF workshops, opportunities to participate in the GEF CSO Network,[4] and other information.

14. OFPs are also advised to invite stakeholders to National Dialogue convened by the GEF. Where a country has a GEF National Steering Committee or similar arrangement, which is good practice, adequate stakeholder representation should be assured.[5] More generally, OFPs, in coordination with the GEF Agencies and the GEF Secretariat, are encouraged to keep and regularly update a list of interested stakeholders and other organizations in the country, and share necessary information and consult with them, including those who may not be able to attend meetings.

Stakeholder meetings led by the Secretariat; information sharing

15. The Secretariat invites stakeholders, including Indigenous Peoples' representatives and other potentially interested stakeholders to GEF workshops. These include **Expanded Constituency Workshops** (ECW), **National Dialogues** and other events organized under the GEF's Country Support Program. These sessions provide opportunities to promote understanding of the new GEF Policy on Stakeholder Engagement and these Guidelines, and other relevant GEF policies, and thereby to support capacity-building for implementation. For more information on these, see www.thegef.org, under Our Work, Country Support Program.

16. The GEF website catalogues and describes a wide range of GEF meetings, activities, and opportunities for engagement by civil society stakeholders. See www.thegef.org, Partners, Civil Society Organizations. The Secretariat will continue to provide information about GEF activities and stakeholders through its website, ongoing publications, and other means of communication.[6] The Secretariat remains available to respond to any inquiries regarding GEF initiatives, work programs and related activities at telephone +1 202-473-0508 or by email inquiry at gefcivilsociety@thegef.org or secretariat@thegef.org.

[4] Additional information about the GEF CSO Network is available on its website, at http://gefcso.org.

[5] For more information on National Dialogues and the GEF Country Support Program, see www.thegef.org, Our Work, Country Support Program.

[6] For example, the A to Z Guide to the GEF and others.

17. GEF partners, including GEF Agencies, the GEF CSO Network, and national non-governmental organizations, are encouraged to disseminate relevant information through their own communication channels.

MANDATORY REQUIREMENTS

18. The Policy outlines a set of mandatory requirements for stakeholder engagement throughout the GEF project cycle. These are addressed below.

Stakeholder Engagement throughout the GEF Project Cycle

19. The image below shows the three main phases of the GEF project cycle in simplified form: project design, preparation and implementation. This is illustrated with the example of a GEF "Full-Sized Project." [7] [8]

Image 1: GEF Project Cycle – Full-Sized Project (main phases)

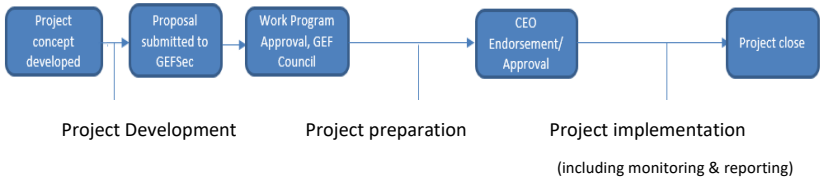

Stakeholder Engagement in Project Development

20. Paragraph 8 of the Policy states that in submitting project proposals to the GEF Secretariat (as PIFs or PFDs),[9]

> "*. . . Agencies provide a description of any consultations conducted during project development, as well as information on how Stakeholders will be engaged in the proposed activity, and means of engagement throughout the project/program cycle*."

21. The main product of the project development (or design) phase is the PIF or PFD (see above), which the GEF Agency submits to the GEF Secretariat for review and possible inclusion

[7] The GEF supports several types of stand-alone projects, including FSPs, Medium-Sized Projects (MSPs) and Enabling Activities (EAs). These latter projects have somewhat simplified review procedures compared to FSPs. The GEF also supports programs which follow the procedures of GEF's programmatic approach. These consist of an overall thematic framework, known as a Program Framework Document (PFD), implemented through subsequently developed "child" projects under the program.

[8] A more circular representation is presented in Annex A. This reflects the idea of continuous learning embedded in GEF programming, i.e., the finish of one project provides lessons for the ones to come.

[9] PIF refers to Project Information Document, which is the form used by Agencies to submit proposals for stand-alone projects (full-sized or medium-sized) to the GEF Secretariat. PFD refers to Program Framework Document, as noted above.

in a Council Work Program. OFP endorsement of projects is also required prior to submission. As described in the project and program cycle guidelines, the OFP Letter of Endorsement confirms that the project is consistent with national priorities, and OFP ratifies that the project "has been discussed with relevant stakeholders."

22. Effective engagement of stakeholders at this early stage helps to ensure that project concepts demonstrate country-ownership and support from civil society, local communities and other stakeholders. It allows identification of potential impacts on stakeholders in the project's area of influence, the roles that they may play, and the flagging of issues, gaps and opportunities in project design at a time when adjustments are most easily made.

23. At this early stage, the focus is in developing a project "concept", and not a fully-prepared project (see image above). Stakeholder engagement should be tailored to the relevant issues and needs in this early stage in the project cycle. To this end, the following steps should be taken:

- **Dialogue, outreach and consultations**: GEF Agencies and OFPs should raise awareness of project preparation and find tailored ways to mobilize key stakeholders and approaches for their effective engagement at this stage.
    - When considering project and program ideas, OFPs should consult stakeholders on their willingness and availability to participate actively in the project (design, execution, monitoring etc.).
    - Dialogue, outreach and consultations should reflect the purposes of the Policy, including on engagement with indigenous and traditional communities, and equal opportunities for both women and men to engage in consultations and decision-making
- **Identification of roles**: During this process, GEF Agencies should raise awareness of project preparation and find tailored ways to mobilize key stakeholders and approaches for their effective engagement at this stage. The potential roles of different stakeholders and project beneficiaries, including civil society organizations and local communities, in each stage of the project should be identified. The project concept should reflect the roles that different stakeholders may play in project design and implementation.
- **Consultations**: Consultations should be organized to reach out to engage relevant stakeholders in an inclusive and gender-responsive manner, as appropriate to the project concept under consideration, to seek feedback on the proposed approach and on adapting it to local conditions. For these to be effective, they should:
    - Make available relevant information to interested stakeholders and create an appropriate means for dialogue and/or consultations.
    - Provide advance information on the project concept(s) under consideration and the issues for discussion, in a format and manner that is easily accessible according to the context.

- **Contact points for Stakeholders**. Main points of contact include the GEF Operational Focal Point (OFP) in the government and the GEF Implementing Agencies. A full list of GEF Agencies and OFPs is here: GEF Agencies and GEF Focal Points. In addition, the GEF Project Identification Form (PIF) (project proposal) also indicates the project contact person for each project. These are available in the GEF project database.
- **Project Preparation Grant**: During project development, GEF Agencies may assess the need for a Project Preparation Grant and include this as a request in the PIF. Stakeholder consultations is an eligible activity under this phase.
- **Description of consultations required in the PIF**: As per the Policy, the PIF submitted to the GEF Secretariat should provide a description of any consultations conducted during project development, as well as information on how Stakeholders will be engaged in the project preparation and implementation phases.

Stakeholder Engagement in Project Preparation

24. Paragraph 9 of the Policy addresses stakeholder engagement at the next stage in the project cycle, during project preparation. It states that

> *"[a]t CEO Endorsement/Approval, Agencies present Stakeholder Engagement Plans or equivalent documentation, with information regarding Stakeholders who have been and will be engaged, means of engagement, dissemination of information, roles and responsibilities in ensuring effective Stakeholder Engagement, resource requirements, and timing of engagement throughout the project/program cycle*."

This provision applies to the period of project preparation, shown in Image 1, above.[10]

25. This period of project preparation is a major opportunity for direct and effective engagement of stakeholders in GEF programming activities, as required by the Policy. In the GEF project cycle, this is the time in which an initial project concept-proposal is more fully designed and developed into what will be implemented. Meaningful participation, including effective consultations and stakeholder engagement, is essential to this process and its success.

26. Building on stakeholder engagement that may have taken place during the earlier stage of project design, the following guidance is provided for the period of project preparation. These steps should also be reflected in the Stakeholder Engagement Plan, or equivalent, noted further below.

- **Continuation of dialogue and outreach**: Agencies and OFPs should raise awareness of project preparation and find tailored ways to mobilize key stakeholders and

[10] According to GEF Policy, a period of 18 months is allowed (for regular FSPs) between the time a project proposal in the Work Program) is approved by GEF Council, and the time it is submitted to the GEF Secretariat for CEO Endorsement/Approval. Timelines are different for other types of projects, including MSPs, and child projects under PFDs. See Guidelines to Implement GEF Policy on Project Cycle here.

approaches for their effective engagement at this stage, building upon consultations and contacts developed previously.

- **Stakeholder engagement process***:* Consultations and workshops should be organized to reach out to stakeholders and communities where the project would be implemented, including those identified during project development, to seek their inputs and feedback on the approach and design of the project. This includes consultations associated with the preparation of required safeguard documents and other information, including as applicable:
  - Social and Environmental Impact Assessments
  - A Gender Analysis or equivalent Socio-Economic Assessment
  - Engagement and participation of Indigenous Peoples

- **Inclusive participation**: The dialogue and consultations should follow the same principle of inclusiveness as in the earlier stage, including the full range of potentially interested and affected stakeholders (see definitions, below).
- **Review of proposed activities**: Information on a draft of the proposal should be circulated to relevant stakeholders, and dialogue should be conducted particularly with those who will be directly affected by or involved in the project.
- **Identification of partners in project execution**: Once needs and proposed projects/ elements have been validated or redesigned as a result of consultations, appropriate partnerships may be sought to execute the proposed activities. The selection of partners to execute the different components of a project, which may include CSOs or others, should be based on their background and experience in the area that the project is addressing as well as other relevant factors.

Stakeholder Engagement Plan

27. A key Policy requirement at this stage is the development of a **Stakeholder Engagement Plan, or equivalent document**, to be included with the project at the time an Agency submits it to the CEO for Endorsement or Approval. The Stakeholder Engagement Plan is a basic tool to catalyze and organize stakeholder engagement and assure that it takes place in line with the purposes and requirements of the Policy.

28. The scope and details of the Stakeholder Engagement Plan may vary according to the nature of the project, the number of stakeholders and the potential impact of the project and its risks. The Stakeholder Engagement Plan can build upon existing information on the context and characteristics of stakeholders and on past consultations.

29. The Plan, or equivalent document, reflects and clearly describes actions on Stakeholder Engagement. Building on the above, these include the following **minimum elements**:

- The stakeholders, their relevant interests, and why they are included

- The steps and actions to achieve meaningful consultation and inclusive participation, including information dissemination
- Roles and responsibilities for implementation of the Plan
- The timing of the engagement throughout the project cycle
- The budget for stakeholder engagement throughout the project cycle and, where applicable, for related capacity-building to support this engagement
- Key indicators of stakeholder engagement during project implementation, and steps that will be taken to monitor and report on progress and issues that arise

30. The Plan should involve different stakeholders and communities as relevant to the project and situation. These may include, for example, private sector engagement in introducing sustainable livelihoods and associated value chains; academia involvement in developing new technologies; and communities involved with forest protection and rehabilitation or other project-related issues. Opportunities for communication and awareness-building in support of project purposes and objectives, including in partnership with CSOs.

31. The Plan should also **carefully document the public engagement during project development and preparation**, including summary reports of stakeholder consultations and of data on stakeholders and beneficiaries. This should include, among other things, summaries of consultations in the preparation of required safeguard documents referred to in paragraph 33 above, as applicable. The Plan should be made publicly available by the Agency in a form and language appropriate to the relevant stakeholders and disseminated proactively to them. It should also be posted by the GEF Secretariat on its website as part of the project documentation.

Stakeholder Engagement in Project Implementation

32. This period of project implementation is a third major opportunity for effective engagement of stakeholders in GEF programming activities, as required by the Policy. In the GEF project cycle, this is the time when projects are implemented on the ground, managed and monitored. **It is a critical period when things may go right and wrong in a project**, and when new circumstances and opportunities may arise that indicate a need for adjustment and course correction to fully achieve the objectives and best results of the project.

Implementing the Stakeholder Engagement Plan; Continued Engagement

33. Stakeholder engagement is essential at this stage. It is integral to the success of project implementation, as set out in the Stakeholder Engagement Plan. In addition, it is critical to help identify issues and opportunities that may arise, and to identify the best way to address them.

34. During this stage of the Project, the Agency oversees implementation of the Stakeholder Engagement Plan (see Policy, paragraph 11). In practical terms, the Agency and executing partners should:

- Continue outreach, dialogue and consultations with stakeholders, in line with the Policy and Stakeholder Engagement Plan or equivalent document
- Identify the role of stakeholders in project execution
- Indicate how will concerns be addressed, including how stakeholder input will be built into project implementation (and FPIC where applicable)
- Establish partnerships to support project implementation; and
- Ensure Stakeholders are engaged in respect to environmental and social issues related to the project, and are informed about actions taken in response to their input

Monitoring, Evaluation and Reporting

35. **Project implementation reports**. Paragraph 11 of the Policy also provides that the implementing Agency should – in addition to overseeing implementation of the Stakeholder Engagement Plan - - include information on progress, challenges and outcomes in their annual project implementation reports as well as mid-term and terminal evaluations.

36. This monitoring and reporting requirement is important not only to track what is happening with projects, but to provide a basis for actions and adjustments that may be needed to address challenges that may arise, and ensure that a project is meeting its objectives. The reports also provide a window for stakeholders to better understand project activities during the implementation stage, in support of their more informed participation. To this end, Agencies should also develop user-friendly and accessible systems to make information available to stakeholders on stakeholder engagement during the course of the project, and project progress, changes and outcomes.

37. **Participatory Monitoring**. In addition, wherever feasible, the process of monitoring and reporting may include "participatory monitoring" by stakeholders. This is an important tool that can enhance both the independence, strength and accuracy of monitoring information. As indicated in the Policy, local communities and CSOs possess essential knowledge, expertise and capabilities relevant to project interventions. Participatory monitoring, which should be based on gender inclusion and other core principles in the Policy, may be one means to harness this for the benefit of the project and better results.

38. **Reporting to Council**. Paragraphs 20 of the Policy calls for the Secretariat to report annually to Council on Stakeholder Engagement across GEF-Financed Activities, including the number and share of projects that effectively engage Stakeholders, and using gender-disaggregated data where appropriate, at CEO Endorsement/Approval, during implementation and its completion.

39. The GEF Portal provides an updated tool to help implement this provision. The Portal is the on-line system for GEF Agencies to submit projects and programs proposed for GEF funding. It requires information and data aligned to GEF-7 programming strategies and policy requirements, including on Gender Equality and Stakeholder Engagement, and enables automated aggregation and reporting of this data and information. It is important to use this system as a tool to help ensure high quality data on projects and the portfolio, and the reporting and sharing of information as required by the Policy.

40. **Evaluation**. The GEF's Policy on Monitoring and Evaluation sets out, *inter alia*, the roles and responsibilities for monitoring and evaluation in the GEF.[11] It notes that monitoring and evaluation are a shared responsibility involving different levels, partners and functions. In line with the GEF Instrument, and consistently with the Policy on Stakeholder Engagement and these Guidelines, it states that both monitoring and evaluation processes must fully draw on the capacities and knowledge of scientific advisers, program governments, local stakeholders, and beneficiaries.

41. This inter-related provision is an important complement to the application of the present Guidelines.

KNOWLEDGE SHARING

42. The GEF puts priority on the gathering and sharing of knowledge, information and best practices in the Partnership. Specific guidance on this priority is included, for example, in the policy agenda developed within the ambit of the GEF-7 Replenishment discussions.

43. The GEF Secretariat engages actively knowledge sharing and reports regularly to Council on actions and progress. For example, the Secretariat applies knowledge sharing practices in its programming work, including in the focal area of international waters under IW learn, and in its Country Support Program. For information on these and other actions, please see the GEF website on knowledge and learning (at www.thegef.org, About Us, Knowledge and Learning).

44. It is important that all partners, including stakeholders from civil society, contribute to this priority work. In this regard, the GEF Policy on Monitoring and Evaluation further provides that:

> *"All GEF partners are responsible for actively and transparently contributing to knowledge and learning. Knowledge management and lessons learned dissemination strategies should be based on user needs and priorities and the latest technologies and approaches . . .*
>
> *. . . In fulfilling their management functions, the Agency operational departments and the GEF Secretariat ensure monitoring of and reporting on progress and results at the project/program and consolidated portfolio levels, respectively. They also ensure the*

[11] The GEF Monitoring and Evaluation Policy, November 30, 2010.

feedback of learning and lessons into strategies, project and program design, and implementation. In line with the GEF Instrument, both monitoring and evaluation processes must fully draw on the capacities and knowledge of scientific advisers, program governments, local stakeholders, and beneficiaries."

ACTIVITIES LED BY THE SECRETARIAT

45. Paragraph 14 of the Policy states that *"[t]he Secretariat engages with Stakeholders in all other GEF-financed activities, such as national and regional output activities executed by the Secretariat, following the principles in Paragraph 6."* Paragraph 15 states that *"[t]he Secretariat provides for appropriate Stakeholder Engagement in the development of GEF Policies, guidelines and strategy."*

National Dialogue

46. The GEF Country Support Program (CSP), noted above (including National Dialogues), is an important means to implement paragraph 14 of the Policy. This activity aims to provide targeted and flexible support for country-level multi-stakeholder dialogues so that information and experiences can be shared. National Dialogues are an open consultation forum between the OFP and key national stakeholders to exchange information about past and ongoing projects and share updates on project development within the country, including opportunities for stakeholder engagement in these initiatives. Key partnerships in project implementation can also be built as a result from these meetings. Further information on the CSP is here.

Stakeholder Engagement in GEF Policies, Guidelines and Strategy

47. GEF policy proposals and, normally, guidelines and strategy documents are published in advance of GEF Council meetings on the Council documents webpage. Stakeholders can contribute by providing inputs, feedback, suggestions and recommendations through their regional CSO representative in the GEF CSO Network, through GEF Council Members, or by directly sending their comments on the GEF website ongoing consultations tab.

48. There are also other means to participate in GEF events and activities. GEF Council meetings are webcasted live and their recordings uploaded onto the GEF YouTube channel. Civil society stakeholders may also apply and be selected to attend these Council meetings, as per the Updated Vision of the GEF's Engagement with Civil Society adopted by GEF Council. Also, the GEF Country Support Programme (CSP) provides opportunities for stakeholder engagement and learning about the GEF's work and activities, including through Expanded Constituency Workshops (ECWs).

ANNEX 1 – CIRCULAR VIEW OF GEF PROJECT AND PROGRAM CYCLE

GEF Project Cycle (FSP)



GEF Program Cycle

ANNEX 2 – EXAMPLE: ELEMENTS OF STAKEHOLDER ENGAGEMENT PLAN

An illustrative Stakeholder Engagement Plan is found here, prepared in 2017 for a GEF-funded project in Kenya implemented by Conservation International.

Others are available upon request to the GEF Secretariat. You may contact Pilar Barrera Rey at pbarrera@thegef.org.

GLOBAL ENVIRONMENT FACILITY
INVESTING IN OUR PLANET

POLICY: FI/PL/03
Issued on August 5, 2012

Fee Policy for GEF Partner Agencies

Summary: The proposed Agency fee structure in this paper is the decision of the GEF Council from its meeting of June 2012.

Background: This Policy incorporates the two parts of Council Document GEF/C.42/8, *Fee Structure for Agencies: Part I & Part II*, which the GEF Council approved as a new GEF Policy at its June 2012 meeting. The Council Document had built on the findings of a working group comprised of four Council Members (two from donor constituencies, and two from recipient constituencies), the GEF Secretariat, and GEF Agencies that had been tasked with reviewing the full fee structure, including the corporate fee with a view to decrease the total cost of the fee structure and to propose for a new fee policy.

Applicability: The policy is applicable to all GEF Partner Agencies which include the ten 10 GEF Agencies and any accredited GEF Project Agencies.

Dates of Effectiveness: January 1, 2013.

Updates:

- December 2015: In accordance with the Council's decision on *Improving the GEF Project Cycle* (GEF/C.47/07/Rev.01), para. 35 (d), the following sub-paragraph under para. 3 of the Council approved document GEF/C.42/8 was removed:

  > *For programmatic approaches implemented by a GEF Agency where projects are approved by an executive board the fee is 8 percent. It is 9 percent for programs implemented by other Agencies.*

- Definitions and references were also updated to reflect more recent, other GEF policies and guidelines.

I. Definitions

Following terms used in this Policy are defined below:

1. **Executing Agency:** An entity or agency that receives GEF Funding from a GEF Partner Agency in order to execute a GEF project, or parts of a GEF project, under the supervision of a GEF Partner Agency. May also be referred to as "project executing agency."

2. **GEF Agencies**: The 10 institutions that are entitled to receive GEF Trust Fund resources directly from the GEF Trustee for the design, implementation, and supervision of GEF Projects as of November 2010. They include the following organizations: the African Development Bank, the Asian Development Bank, the European Bank for Reconstruction and Development, the Food and Agriculture Organization of the United Nations, the Inter-American Development Bank, the International Bank for Reconstruction and Development, the International Fund for Agricultural Development, the United Nations Development Program, United Nations Environment Program, and the United Nations Industrial Development Organization.

3. **GEF Agency Fee**: The financial resources provided to a GEF Partner Agency in connection with the implementation of a GEF Project.

4. **GEF Project Agencies**: Any of the institutions that the GEF has accredited to receive GEF resources to design, implement and supervise GEF-financed projects apart from the ten GEF Agencies. They include the following organizations: Conservation International (CI), the Development Bank of Latin America (CAF), Development Bank of Southern Africa (DBSA), Foreign Economic Cooperation Office, Ministry of Environmental Protection of China (FECO), Brazilian Biodiversity Fund (FUNBIO), International Union for Conservation of Nature (IUCN), West African Development Bank (BOAD), World Wildlife Fund (WWF-US).

5. **GEF Partner Agencies**: Any Agency eligible to request and receive GEF resources directly for the design, implementation, and supervision of GEF projects, including GEF Agencies and GEF Project Agencies.

6. **GEF Project Financing**: The resources provided to a GEF Project to support its implementation. It does not include Project Preparation Grants or Agency Fees.

7. **Project Identification Form (PIF)**: The template to be used by all GEF Partner Agencies when submitting a concept to the GEF Secretariat with the objective of securing entry into the next work program for Council approval.

II. Introduction

1. This Policy defines the fee structure that will be used to pay for the services provided by all GEF Partner Agencies that implement GEF projects. A Fee Working Group was established in response to a Council mandate at its November 2011 meeting, and the Council requested that this working group review the full fee structure, including corporate fee, with a view to decrease the total cost of the fee structure and present a proposal for a new fee policy at the June 2012 Council meeting. The Council approved elements of the proposal as the GEF's new Fee Policy for GEF Partner Agencies at its June 2012 meeting. The Council also requested the Secretariat to form a working group to continue working on the streamlining measures in the project cycle and cost savings in implementing services provided by Agencies at least commensurate with the approved fee structure.

III. Objectives

2. The Policy:

   (a) Establishes the fee structure for all GEF Partner Agencies implementing the GEF projects;

   (b) Lays out the GEF's fee structure and clarifies the types of activities covered by the Agency fee.

IV. Policy Requirements

3. The following fee structure applies to GEF-financed activities implemented by GEF Partner Agencies:

   (a) For GEF project financing up to, and including, $10 million, GEF Agencies will receive fees at 9.5 percent of the grant;

   (b) For GEF Project financing above $10 million, GEF Agencies will receive fees at 9.0 percent of the grant;

   (c) The fees for the Small Grants Program are set at 4.0 percent.

   (d) For new GEF Project Agencies accredited under the Pilot Program on Accrediting GEF Project Agencies, fees will be at 9.0 percent of the GEF project financing.

   (e) The fees for PPG will follow the same rate as related to the amount of the GEF project financing.

4. The fees provided to the current ten GEF Agencies would cover both: (i) project cycle management services; and (ii) participation in GEF corporate activities. The GEF Project Agencies will not participate in GEF corporate activities, and they will only be provided with fees to cover their project cycle management costs.

5. Finally, the Council decided that the proposed new fee structure will not and should not increase the Secretariat's administrative costs.

V. Scope of Agency's project cycle management services financed by the Agency fee

6. The Agency fee is used to cover project cycle management services provided by the GEF Agencies to support countries for their execution of projects throughout the project cycle, i.e. from concept stage to project termination. In addition, the current 10 GEF Agencies are also mandated by the Council to perform corporate activities related to the GEF as an entity accountable to the Council and to provide support to the GEF Independent Evaluation Office.

7. The project cycle management services performed by GEF Partner Agencies should be distinguished from the functions of the executing agency at the country level. An executing agency is usually selected by the beneficiary country, in consultation with the GEF Partner Agency, for the purpose of assisting the government to execute the project on the ground and covers functions which include, among others: reporting, arranging financial auditing for the project and all activities related to the oversight of the project execution.

8. This Fee Policy explicitly precludes the merging or crossing over of the functions of the GEF Partner Agencies and project executing agencies as they are distinct and separate. In cases where a GEF Agency performs some functions as a national executing agency, at the request of the government, the payment of such services should be covered by either the country's own national budget for the project, or covered by the project management cost estimated as part of the total project cost. In any case, the selection process for the GEF Partner Agency that shall perform executing functions should be transparent, and this exception from normal GEF practice should be clearly described at the project concept stage, i.e. including such information in the PIF. The associated cost for such service should be included as a component of in the project management cost budget.

VI. Related Documents and References

9. This Policy should be implemented in accordance with the policies and procedures established for the GEF-5 project cycle, which was first approved by Council in June 2010 (see Council Document **GEF/C.38/5/Rev.1**), ***Streamlining the Project Cycle & Refining the Programmatic Approaches***. The full GEF Project Cycle was subsequently described and updated as an information document **(GEF.C.39/Inf.3)** for the November 2010 Council, ***GEF Project and Programmatic Approach Cycles***. For background, other related papers related to the issue of GEF Agency fees, including historical documents and past policies, are listed below, in reverse chronological order:

a) ***GEF Administrative Expenses - Fees and Project Management Costs: External Review (*****GEF/C.41/07*****),*** November 2011

b) ***GEF Project and Program Cycle Policy*** *(GEF/OP/PL01)*

c) ***Guidelines on the Project and Program Cycle*** *(GEF/C.52/Inf.06/Rev.01)*

d) ***Streamlining the Project Cycle & Refining the Programmatic Approaches***, **(GEF/C.38/5 Rev. 1),** June 2010

e) ***Guidelines for Agencies' Reporting of Administrative Expenses (*****GEF/C.34/Inf. 8),** November 2008

f) ***Roles and Comparative Advantages of the GEF Agencies*** **(GEF/C.30/9)**, December 2006

g) ***GEF Business Plan FY07-10*** **(GEF/C.30/6)**, December 2006

h) ***Review of the Fee Policy*** **(GEF/C.28/11/Rev.1)**, June 2006

i) ***Proposal for Revising the Fee System*** **(GEF/C.23/8/Rev.1)**, June 2005

j) ***Proposal for Revising the Fee System*** **(GEF/C.23/8),** May 2004

k) ***A Proposal for A Revised Fee Structure*** **(GEF/C.21/10),** May 2003

l) ***An Interim Report on a Revision of the Fee Structure*** **(GEF/C.20/5),** October 2002

m) ***A Proposal for an Independent Review of the Fee-Based System*** **(GEF/C.18/9),** December 2001

n) ***Report on the Implementation of the Fee-Based System*** **(GEF/C.15/6),** May 2000

o) ***Proposal for a Fee-based System for Funding GEF Project Implementation*** **(GEF/C.13/11)**, May 1999

GEF POLICY FRAMEWORK

CO-FINANCING

CO-FINANCING POLICY

Explore

CO-FINANCING GUIDELINES

Explore

Policy: FI/PL/01
Approved on June 26, 2018

POLICY ON CO-FINANCING

Co-Financing Policy (FI/PL/01)

Summary	This Policy sets out the definitions, level of ambition and requirements for Co-Financing in GEF projects and programs with a view to mobilizing greater public and private investments in measures to achieve global environmental benefits.
Approved By	GEF Council (54th Council meeting)
Approval Date	June 26, 2018
Effective Date	July 1, 2018
Applicability	This Policy apples to the Secretariat and all GEF Partner Agencies (hereafter referred to as "Agencies"); and all projects and programs financed with resources from the GEF Trust Fund.
Council Document	Updated Co-Financing Policy (GEF/C.54/10/Rev.01)
Related Documents	Co-Financing Guidelines (FI/GN/01) Project and Program Cycle Policy (OP/PL/01) Project and Program Cycle Guidelines
Contact	Mr. Roland Sundstrom, Sr. Policy Officer GEF Secretariat

Definitions

Agency Fee means the financing provided to a GEF Partner Agency in connection with a GEF project or program

CEO Approval means the approval of a fully developed Medium-Sized Project or Enabling Activity by the GEF CEO

CEO Endorsement means the endorsement of a fully developed Full-Sized Project by the GEF CEO

Co-Financing means financing that is additional to GEF Project Financing, and that supports the implementation of a GEF-financed project or program and the achievement of its objective(s)

Enabling Activity means a project for the preparation of a plan, strategy or report to fulfill commitments under a Convention

Full-Sized Project means a project with GEF Project Financing exceeding US$2 million

GEF Partner Agency means an agency eligible to request and receive GEF resources directly for the design, implementation, and supervision of GEF projects and programs

GEF Project Financing means a grant or concessional financing provided from any GEF-managed trust fund to support the implementation of any Full-Sized Project, Medium-Sized Project, Enabling Activity or Program, excluding Co-Financing, Agency Fees and Project Preparation Grants

Investment Mobilized means Co-Financing that excludes recurrent expenditures

Medium-Sized Project means a project with GEF Project Financing of up to US$2 million

Program Framework Document means the document that sets forth the concept of a program that is proposed for GEF financing

Project Identification Form means the document that sets forth the concept of a Full-Sized Project or Medium-Sized Project that is requesting GEF financing

Work Program means a group of Full-Sized Projects and/ or Programmatic Approaches that is presented for Council approval in a Council meeting

Introduction

1. Co-Financing contributes to the effectiveness, impacts and sustainability of GEF projects and programs, particularly by enabling the GEF to achieve longer-lasting and larger-scale global environmental benefits, and by strengthening partnerships with recipient country governments, multilateral, bilateral and national financing institutions, the private sector, and civil society.

2. This Policy sets out the definitions, level of ambition and requirements for Co-Financing in GEF projects and programs with a view to mobilizing greater public and private investments in measures to achieve global environmental benefits.

Application

3. This Policy applies to the Secretariat and all GEF Partner Agencies (hereafter "Agencies"). The Policy applies to all projects and programs financed with resources from the GEF Trust Fund.

Level of Ambition

4. This Policy sets out an ambition for the overall GEF portfolio to reach a ratio of Co-Financing to GEF Project Financing of at least 7:1, and for the portfolio of projects and programs approved in Upper-Middle Income Countries and High-Income Countries[1] that are not Small Island Developing States or Least Developed Countries[2] to reach a ratio of Investment Mobilized to GEF financing of at least 5:1. Countries with the capacity to do so are encouraged to seek even higher levels of Co-Financing and Investment Mobilized. Over time, all countries should seek to mobilize greater investments.

5. The Secretariat does not impose minimum thresholds and/or specific types or sources of Co-Financing or Investment Mobilized in its review of individual projects and programs.

Policy Requirements

6. This Policy sets out mandatory requirements for Co-Financing throughout the GEF project and program cycles, as well as for portfolio monitoring and reporting by the Secretariat.

7. Co-Financing is required for all GEF-financed Full-Sized Projects, Medium-Sized Projects and programs. Co-Financing is encouraged for all Enabling Activities.

Co-Financing in GEF-Financed Projects and Programs

[1] As per the World Bank Country and Lending Groups
[2] As defined by the United Nations

8. Agencies, in collaboration with recipient countries and executing partners, identify, document, monitor and report on amounts, sources and types of Co-Financing for all GEF-financed projects and programs for which Co-Financing is available.

9. In Project Identification Forms and Program Framework Documents submitted for Work Program entry or CEO Approval, Agencies provide indicative information regarding the expected amounts, sources and types of Co-Financing, and the sub-set of such Co-Financing that meets the definition of Investment Mobilized.

10. At CEO Endorsement/ Approval, Agencies provide confirmed information regarding the expected amounts, sources and types of Co-Financing and Investment Mobilized, with appropriate supporting evidence.

11. Agencies ensure that any Co-Financing identified in Program Framework Documents, Project Identification Forms or requests for CEO Endorsement/ Approval has not been previously identified or reported as Co-Financing towards another GEF-financed project or program.

12. The Secretariat, in its review of Program Framework Documents, Project Identification Forms and Requests for CEO Endorsement/ Approval, assesses whether the indicative and confirmed, expected amounts, sources and types of Co-Financing and Investment Mobilized are adequately documented and consistent with the requirements of this Policy.

13. Agencies may propose, on an exceptional basis, Full-Sized Projects or Medium-Sized Projects without Co-Financing in response to an emergency or other unforeseen circumstance. In such cases Agencies justify why Co-Financing is not available and not necessary to achieve the objectives of the project.

14. For Full-Sized Projects and Medium-Sized Projects proposed for Work Program entry or CEO Endorsement/ Approval without Co-Financing, the Secretariat assesses whether adequate justification is provided to support an exception as described in Paragraph 13 above.

15. Agencies provide information on the actual amounts, sources and types of Co-Financing and Investment Mobilized in their mid-term reviews and terminal evaluations.

16. The Secretariat updates and maintains publicly available and easily accessible project and program templates and guidelines to support the effective implementation of the requirements set out in paragraphs 7—15 above.

Portfolio Monitoring and Reporting

17. The Secretariat collects data and information on expected and actual Co-Financing and Investment Mobilized across all GEF-financed projects and programs and reports annually to the Council on trends and progress against the level of ambition indicated in Paragraph 4 above.

Review of This Policy

18. The Council decides on the review and revision of this Policy.

Effectiveness

19. The Policy will come into effect on July 1, 2018, and will remain in effect until amended or superseded by the Council. The Policy applies to all new GEF-financed projects and programs submitted on or after the date of effectiveness. For GEF-financed projects and programs under implementation, the Policy applies to all annual project implementation reports as well as mid-term reviews and terminal evaluations submitted after one year of the date of effectiveness.

References and Related Documents

- Co-Financing Guidelines (FI/GN/01)
- Project and Program Cycle Policy (OP/PL/01)
- Guidelines on the Project and Program Cycle Policy (GEF/C.52/Inf.06)

GLOBAL ENVIRONMENT FACILITY
INVESTING IN OUR PLANET

Policy: FI/GN/01
Approved on June 26, 2018

GUIDELINES ON CO-FINANCING

Summary	The Guidelines are intended to support the effective implementation of the Co-Financing Policy by GEF Partner Agencies (hereafter "Agencies"), the Secretariat, as well as GEF Operational Focal Points in recipient countries, executing partners, and other stakeholders.
Approved By	GEF CEO
Approval Date	June 26, 2018
Effective Date	July 1, 2018
Applicability	The Guidelines apply to the Secretariat and all GEF Partner Agencies (hereafter referred to as "Agencies"); and all projects and programs financed with resources from the GEF Trust Fund.
Related Documents	Co-Financing Policy (FI/PL/01) Project and Program Cycle Policy (OP/PL/01) Project and Program Cycle Guidelines
Contact	Mr. Roland Sundstrom, Sr. Policy Officer GEF Secretariat

Definitions

Agency Fee means the financial resources provided to a GEF Partner Agency in connection with the implementation of a GEF project or program

CEO Approval means the approval of a fully developed Medium-Sized Project or Enabling Activity by the GEF CEO

CEO Endorsement means the endorsement of a fully developed Full-Sized Project by the GEF CEO

Co-Financing means financing that is additional to GEF Project Financing, and that supports the implementation of a GEF-financed project or program and the achievement of its objective(s)

Enabling Activity means a project for the preparation of a plan, strategy or report to fulfill commitments under a Convention

Full-Sized Project means a project with GEF Project Financing exceeding US$2 million

GEF Partner Agency means an agency eligible to request and receive GEF resources directly for the design, implementation, and supervision of GEF projects and programs

GEF Project Financing means a grant or concessional financing provided from any GEF-managed trust fund to support the implementation of any Full-Sized Project, Medium-Sized Project, Enabling Activity or Program, excluding Co-Financing, Agency Fees and Project Preparation Grants

Investment Mobilized means Co-Financing that excludes recurrent expenditures

Medium-Sized Project means a project with GEF Project Financing of up to US$2 million

Program Framework Document means the document that sets forth the concept of a program that is proposed for GEF financing

Project Identification Form means the document that sets forth the concept of a Full-Sized Project or Medium-Sized Project that is requesting GEF financing

Work Program means a group of Full-Sized Projects and/ or Programs that is presented for Council approval in a Council meeting

Introduction

1. These Guidelines are intended to support the effective implementation of the Co-Financing Policy by GEF Partner Agencies (hereafter "Agencies"), the Secretariat, as well as GEF Operational Focal Points in recipient countries, executing partners, and other stakeholders.

Implementation of Policy Requirements

2. The Co-Financing Policy requires that Agencies, in collaboration with recipient countries and executing partners, identify, document, monitor and report on sources and types of Co-Financing for all GEF-financed projects and programs for which Co-Financing is available.

Co-Financing Throughout the Project Cycle

3. Agencies identify, document, monitor and report on Co-Financing and Investment Mobilized throughout the GEF project cycle, from concept stage to project completion.

Concept Stage

Relevant Policy Requirements:

In Project Identification Forms and Program Framework Documents submitted for Work Program entry or CEO Approval, Agencies provide indicative information regarding the expected amounts, sources and types of Co-Financing, and the sub-set of such Co-Financing that meets the definition of Investment Mobilized.

4. Agencies ensure that the indicative information provided reflects a realistic expectation of the Co-Financing and Investment Mobilized that would be available to support the achievement of the objectives of the project/ program.

5. The Secretariat, in its review of Project Identification Forms and Program Framework Documents submitted for Work Program entry or CEO Approval, assesses whether the indicative, expected amounts, sources and types of Co-Financing and Investment Mobilized are adequately documented and consistent with the requirements of the Co-Financing Policy.

CEO Endorsement/ Approval Stage

Relevant Policy Requirements:

At CEO Endorsement/ Approval, Agencies provide confirmed information regarding the expected amounts, sources and types of Co-Financing and Investment Mobilized, with appropriate supporting evidence.

6. Supporting evidence may include:

(a) an official project document for an approved project financed fully or in part by the entity that provides the Co-Financing;

(b) a legal agreement or memorandum of understanding between the entity that provides the Co-Financing and the Agency, the recipient country government, or an executing partner;

(c) agreed minutes of negotiations (such as between a multi-lateral development bank [MDB] and a government);

(d) signed and dated letter from the entity that provides the Co-Financing; or

(e) other written documentation, provided that it meets the criteria set out in Paragraph 7 below.

7. Supporting evidence should:

(a) confirm the information provided by the Agency, including the name of the entity that provides the Co-Financing, the type of Co-Financing provided, the amount of Co-Financing, and the time frame over which the Co-Financing will be provided;

(b) confirm that the Co-Financing identified supports the implementation of the GEF-financed project or program for which GEF financing is sought, and the achievement of its objective(s); and

(c) be presented in English, where feasible, or be accompanied by an English translation of the original.

8. To facilitate public access to GEF project and program documentation, Agencies should, where feasible, use public documents as supporting evidence of Co-Financing. For supporting evidence that is restricted from public access, Agencies inform the Secretariat accordingly.

9. Agencies may report Co-Financing that is expected to be mobilized during project implementation from entities that are not known at the time of CEO Endorsement/ Approval, particularly in the case of Co-Financing from the private sector or beneficiaries. In such cases, Agencies may provide supporting evidence in the form of official project documentation with requirements that such Co-Financing be mobilized at a clearly expressed minimum level, over a pre-defined time frame.

10. The confirmed information regarding the expected amounts, sources and types of Co-Financing and Investment Mobilized provided at CEO Endorsement/ Approval may differ from the indicative information provided at concept stage. Agencies describe such changes as part of their Request for CEO Endorsement/ Approval. Where such changes include a significant reduction in total Co-Financing and/or a significant change in the sources or types of Co-Financing, Agencies describe how such changes have been reflected in the design of the project in such a way that it can still reach its intended objective(s).

11. The Secretariat, in its review of Requests for CEO Endorsement/ Approval, assesses whether the confirmed, expected amounts, sources and types of Co-Financing and Investment Mobilized – and any changes from the indicative information provided at concept stage – are adequately documented, and whether the Co-Financing and Investment Mobilized remain consistent with the requirements of the Co-Financing Policy.

During Project Implementation and at Project Completion

Relevant Policy Requirements:

Agencies provide information on the actual amounts, sources and types of Co-Financing and Investment Mobilized in their mid-term reviews and terminal evaluations.

12. Agencies supplement, where relevant, the information provided at CEO Endorsement/ Approval, including by identifying any entities that provide Co-Financing that were not known at the time of CEO Endorsement/ Approval.

13. Agencies also describe any changes from the expected amounts, sources and types of Co-Financing and Investment Mobilized provided at CEO Endorsement/ Approval.

Portfolio Monitoring and Reporting

Relevant Policy Requirements:

The Secretariat collects data and information on expected and actual Co-Financing and Investment Mobilized across all GEF-financed projects and programs and reports annually to the Council on trends and progress against the level of ambition indicated in Paragraph 4 [of the Co-Financing Policy].

14. Subject to the availability of data, the Secretariat's reports may include, *inter alia*:

(a) the total amount of expected/ actual Co-Financing and Investment Mobilized, by fiscal year and replenishment phase;

(b) the expected and actual, portfolio-wide ratios of Co-Financing and Investment Mobilized to GEF Project Financing, and the ratio of Investment Mobilized to GEF Project Financing in Upper-Middle Income Countries (UMIC) and High-Income Countries (HIC) that are not Small Island Developing States (SIDS) or Least Developed Countries (LDC), by fiscal year and replenishment phase;

(c) the share of indicative, expected Co-Financing and Investment Mobilized at concept stage that is confirmed at CEO Endorsement/ Approval, and the share of confirmed, expected Co-Financing and Investment Mobilized that is materialized at mid-term and project completion, by fiscal year and replenishment phase; and

(d) a portfolio breakdown of Co-Financing by source and type, by fiscal year and replenishment phase.

Breakdown of Co-Financing in Project/ Program Documentation

15. Agencies provide a complete breakdown of Co-Financing by amount, name, source and type throughout the GEF project cycle, in their Project Identification Forms, Program Framework Documents, Requests for CEO Endorsement/ Approval, as well as mid-term reviews and terminal evaluations. Agencies also indicate whether an amount meets the definition of Investment Mobilized. This breakdown is detailed in Table 1.

Table 1: Breakdown of Co-Financing in Project Identification Forms, Program Framework Documents, Requests for CEO Endorsement/ Approval, Mid-Term Reviews and Terminal Evaluations

Category	Sub-Category	Definition
Amount		Amount of Co-Financing in US dollars
Name		Name of the entity that provides the Co-Financing
Source	GEF Agency	GEF Partner Agency that implements the project/ program
	Donor Agency	Multi-lateral or bilateral aid agency
	Recipient Country Government	National or sub-national governmental entity in a recipient country
	Private Sector	Commercial/ for-profit entity
	Civil Society Organization	Non-profit, non-governmental entity
	Beneficiaries	Individual or community that directly benefits from the project/ program
	Other	Other source of Co-Financing that does not match those defined above
Type	Grant	Resources provided without expectation of repayment
	Loan	Resources provided with an expectation of repayment
	Equity Investment	Investment into a company or asset with the possibility of financial returns
	Guarantee	Commitment to partially or fully reimburse a lender if the borrower fails to repay a loan
	In-Kind	Contributions in the form of goods or services other than money, including but not limited to salaries and wages, office space, and utilities[1]
	Public Investment	Contributions from Recipient Country Governments in types that do not match those defined above
	Other	Other type of Co-Financing that does not match those defined above
Investment Mobilized		Co-Financing that excludes recurrent expenditures

[1] The GEF will accept in kind Co-Financing provided that in-kind resources are accounted for with the same diligence as other Co-Financing. Agencies ensure that any in-kind Co-Financing has been valued as the lesser of the cost or market value of the required inputs they provide for the project.

Further Guidance on Applying the Concept of Investment Mobilized

Relevant Policy Definition:

Investment Mobilized means Co-Financing that excludes recurrent expenditures

16. In accordance with the Co-Financing Policy, Agencies identify, document, monitor and report on expected and actual Investment Mobilized across all projects and programs for which Investment Mobilized is available. The level of ambition for the ratio of Investment Mobilized to GEF Project Financing – at 5:1 as per Paragraph 4 of the Co-Financing Policy – applies to the total portfolio of projects and programs approved in UMICs and HICs that are not LDCs or SIDS. It does not apply to individual countries, focal areas or Agencies, and the Secretariat does not impose minimum thresholds for Investment Mobilized in its review of individual projects or programs.

17. In identifying the sub-set of Co-Financing that meets the definition of Investment Mobilized, Agencies – in collaboration with recipient countries and executing partners – may apply the established classification of expenditures used by the entity that provides the Co-Financing, in such a way that Investment Mobilized includes any Co-Financing not classified as recurrent expenditures[2]. Agencies may also apply their own established systems, or other well-established and publicly available international standards. In their Project Identification Forms, Program Framework Documents and Requests for CEO Endorsement/ Approval, Agencies describe how they identified the sub-set of Co-Financing that meets the definition of Investment Mobilized.

18. To support a systematic capture of experiences and lessons learned from the identification, documentation, monitoring and reporting of Investment Mobilized, Agencies are encouraged to share with the Secretariat their experiences of applying the concepts of Investment Mobilized and Co-Financing in GEF projects and programs.

References and Related Documents

- Co-Financing Policy (FI/PL/01)
- Project and Program Cycle Policy (OP/PL/01)
- Guidelines on the Project and Program Cycle Policy (GEF/C.52/Inf.06)

[2] Different governments, companies and organizations may use different terms to refer to “recurrent expenditures”, such as “current expenditures” or “operational/ operating expenditures”.

GEF POLICY FRAMEWORK

ENVIRONMENT AND SOCIAL SAFEGUARD

ENVIRONMENT AND SOCIAL SAFEGUARD POLICY

Explore

ENVIRONMENT AND SOCIAL SAFEGUARD GUIDELINES

Explore

GLOBAL ENVIRONMENT FACILITY
INVESTING IN OUR PLANET

Policy: **SD/PL/03**
Approved on December 20, 2018
Last Updated on June 13, 2019

POLICY ON ENVIRONMENTAL AND SOCIAL SAFEGUARDS

Summary This Policy sets out the GEF's approach to anticipating, and then avoiding, preventing, minimizing, mitigating, managing, offsetting or compensating any adverse impacts that GEF-financed projects and programs may have on people or the environment throughout the project or program cycle; thereby enhancing the environmental and social outcomes of such projects and programs.

Approved by GEF Council

Approval Date December 20, 2018 (55th Council Meeting)
Updated on June 13, 2019 (56th Council Meeting) – updates on paragraphs 15 & 17

Effective Date July 1, 2019

Applicability This Policy applies to the Secretariat and all GEF Agencies. The Policy applies to all new GEF-financed projects and programs (including activities funded through any GEF-managed trust fund, unless decided otherwise by the LDCF/SCCF Council in response to guidance from the Conference of the Parties of the United Nations Framework Convention on Climate Change) submitted on or after the date of effectiveness of July 1, 2019. For GEF-financed projects and programs under implementation, the Policy applies to all mid-term reviews and terminal evaluations submitted after one year of the date of effectiveness.

Council Doc
- Updated Policy on Environmental and Social Safeguards (GEF/C.55/07/Rev.01)
- Informing the Council of Possible Non-Compliance with Environmental and Social Safeguards (GEF/C.56/05/Rev.01)

Related Doc
- Policy on Gender Equality (SD/PL/02) and Guidelines
- Policy on Stakeholder Engagement (SD/PL/01) and Guidelines
- Principles and Guidelines for Engagement with Indigenous Peoples (GEF/C.42/Inf.03/Rev.1)
- Monitoring Policy (GEF/C.56/03)
- Monitoring Agency Compliance with GEF Policies
- Fiduciary Standards

Contact Ms. Gabriella Richardson Temm, Sr. Gender Specialist, GEF Secretariat
grichardsontemm@thegef.org

Table of Contents

Definitions 4
Introduction 11
Application 11
Policy Requirements 11
- Minimum Standards for Agency Policies, Procedures, Systems and Capabilities .12
- Documentation and Reporting in GEF-Financed Projects and Programs 12
- Portfolio Monitoring and Reporting 13
- GEF Conflict Resolution Commissioner 13

Review of This Policy 13
Effectiveness 14
Minimum Standards for Agency Policies, Systems and Capabilities 15
- Minimum Standard 1: Environmental and Social Assessment, Management and Monitoring 15
- Minimum Standard 2: Accountability, Grievance and Conflict Resolution 18
- Minimum Standard 3: Biodiversity Conservation and the Sustainable Management of Living Natural Resources 19
- Minimum Standard 4: Restrictions on Land Use and Involuntary Resettlement ..21
- Minimum Standard 5: Indigenous Peoples 23
- Minimum Standard 6: Cultural Heritage 25
- Minimum Standard 7: Resource Efficiency and Pollution Prevention 26
- Minimum Standard 8: Labor and Working Conditions 27
- Minimum Standard 9: Community Health, Safety and Security 29

Definitions

Associated Facility means a facility or addition to an existing facility not funded as part of the project that is necessary for the financial and/or operational viability of the project or program, and would not have been constructed or expanded if the project or program did not exist

Biodiversity means the variability among living organisms from all sources, including diversity within species, between species, and of ecosystems; encompassing, *inter alia*, terrestrial, marine and other aquatic ecosystems, and the ecological complexes of which they are a part

CEO Approval means the approval of a fully developed Medium-Sized Project or Enabling Activity by the GEF CEO

CEO Endorsement means the endorsement of a fully developed Full-Sized Project by the GEF CEO

Chance Find means previously unknown Cultural Heritage encountered in connection with the identification, design or implementation of a project or program

Complainant means an individual or group that is potentially affected by a project, program, or other issue of importance to GEF operations, and brings forward a complaint about that project, program, or issue to an accountability, grievance or conflict-resolution system or the Conflict Resolution Commissioner

Complex Dam means a dam that could cause safety risks, such as an unusually large flood-handling requirement, location in a zone of high seismicity, foundations that are complex and difficult to prepare, retention of toxic materials, or potential for significant downstream impacts

Council means the 32 members that make up the GEF Council as set out in the Instrument

Critical Habitat means a Habitat with high Biodiversity value, including (i) Habitats of significant importance to Critically Endangered or Endangered species, as listed on the International Union for the Conservation of Nature (IUCN) Red List of threatened species or equivalent national approaches, (ii) Habitats of significant importance to endemic or restricted-range species, (iii) Habitats supporting globally or nationally significant concentrations of migratory or congregatory species, (iv) highly threatened or unique ecosystems, and (v) ecological functions or characteristics that are needed to maintain the viability of the Biodiversity values described in (i) to (iv)

Cultural Heritage means both tangible and intangible cultural heritage, including movable or immovable objects, sites, structures, natural features and landscapes that have archaeological, paleontological, historical, architectural, religious, aesthetic, or other cultural significance, located in urban or rural settings, above ground, underground or under water; as well as practices, representations, expressions, knowledge, or skills – as well as the instruments, objects, artifacts and cultural spaces associated therewith – that communities, groups, and in

some cases individuals, recognize as part of their heritage, as transmitted from generation to generation and constantly recreated by them in response to nature and a shared history

Cumulative Impact means the collective impact of a project's or program's incremental impact added to the impacts of other relevant past, present and reasonably foreseeable future developments, as well as the unplanned but predictable activities enabled by the project that may occur later or at a different location

Disadvantaged or Vulnerable Groups or Individuals means those individuals or groups who, by virtue of, for example, their age, gender, ethnicity, religion, physical, mental or other disability, social, civic or health status, sexual orientation, gender identity, economic disadvantages or indigenous status, and/or dependence on unique natural resources, may be more likely to be adversely affected by the impacts of a project or program and/or more limited than others in their ability to take advantage of its benefits

Economic Displacement means loss of land, assets, or access to land or assets, and restrictions on land use and access to land, including those that lead to loss of income sources or other means of livelihood, whether permanent or temporary

Enabling Activity means a project for the preparation of a plan, strategy or report to fulfill commitments under a Convention

Environmental and Social Impact means any change, potential or actual, to the physical, natural, or cultural environment, and related impacts on surrounding communities and workers, resulting from a project or program, including direct, indirect, cumulative and transboundary impacts and the impacts of Associated Facilities, and including both adverse and beneficial impacts

Environmental and Social Risk means a combination of the probability of a certain hazard occurrence and the severity of impacts resulting from such an occurrence

Environmental and Social Risk and Impact Assessment means an assessment of the project or program's potential environmental and social impacts and risks that is appropriate to the nature and scale of the potential impacts, including comprehensive environmental and social impact assessments for projects with significant risks, strategic or regional impact assessments for programs, and more limited assessments for projects of limited scope and potential impact

Environmental and Social Management Plan means a document that identifies the Environmental and Social Risks and Impacts that are relevant for a project or program, and measures to anticipate, avoid, prevent, minimize, mitigate, manage, offset or compensate any adverse Environmental and Social Risks and Impacts, to monitor such risks and impacts throughout the project or program life-cycle, and to enhance environmental and social outcomes

Focal Area means a focal area in which the GEF provides funding to achieve global environmental benefits as set out in the Instrument

Free, Prior and Informed Consent (FPIC) means, for the purposes of this policy, the collective support of an affected Indigenous People for project or program activities, reached through a process of Meaningful Consultation in a culturally appropriate manner, and properly documented describing the mutually accepted process to carry out good faith negotiations, and the outcome of such negotiations, including dissenting views. There is no universally agreed definition of FPIC. FPIC does not require unanimity and may be achieved even when individuals or groups within the community explicitly disagree

Full-Sized Project means a project with GEF Project Financing exceeding US$2 million

GEF Partner Agency means an agency eligible to request and receive GEF resources directly for the design, implementation, and supervision of GEF projects and programs

Gender-Based Violence means any harmful act that is perpetrated against a person's will and that is based on socially ascribed differences between male and female individuals, including acts that inflict physical, mental, or sexual harm or suffering; threats of such acts; and coercion and other deprivations of liberty, whether occurring in public or in private life

Gender Equality means the equal rights, responsibilities and opportunities of women and men and of girls and boys. Equality does not mean that women and men will become the same but that women's and men's rights, responsibilities and opportunities will not depend on whether they are born male or female

Habitat means a terrestrial, freshwater, or marine geographical unit or airway that supports assemblages of living organisms and their interactions with the non-living environment

Harvesting of Living Natural Resources means productive activities that include the harvesting and extraction of these resources, including fish and all other types of aquatic and terrestrial organisms (including farmed fish and animals), and timber and other forest and plantation products, from natural and modified ecosystems and Habitats

Indigenous Peoples[1] means people belonging to a distinct social and cultural group characterized in varying degrees by (i) self-identification as members of a distinct indigenous social and cultural group and recognition of this identity by others; (ii) collective attachment to geographically distinct Habitats, ancestral territories, or areas of seasonal use or occupation, as well as to the natural resources in these areas; (iii) customary cultural, economic, social, or political institutions that are distinct or separate from those of the mainstream society or

[1] This clarification is intended solely for the purpose of this Policy, given that there is no universally accepted definition of Indigenous peoples, and given that these terms and concepts are subject to national legislation and to the different national circumstances of each country, taking into account that many countries have specific interpretations for terms and concepts that already apply within their jurisdictions. Indigenous peoples have the right to determine their own identity or membership in accordance with their customs and traditions.

culture; and (iv) a distinct language or dialect, often different from the official language or languages of the country or region in which they reside. “To varying degrees” reflects the fact that some characteristics may be less, or no longer, evident, but have been present and are relevant in identifying Indigenous Peoples

Indirect Impacts means impacts that are caused by a project or program and are later in time and further removed in distance than a direct impact, but are still reasonably foreseeable, including the commonly known externalities of the type of project or program under consideration, and including, but not limited to, the Environmental and Social Impacts of increased economic growth, increased access to Habitat and changes in land use that result from a project or program

Instrument means the Instrument for the Establishment of the Restructured Global Environment Facility, effective July 7, 1994 and as amended

Integrated Pest Management means a mix of farmer-driven, ecologically based pest control practices that seeks to reduce reliance on synthetic chemical pesticides, involving (i) managing pests rather than seeking to eradicate them, (ii) integrating multiple methods to keep pest populations low, and (iii) selecting and applying pesticides, when they have to be used, in a way that minimizes adverse effects on beneficial organisms, humans, and the environment

Integrated Management of Vectors and Intermediate Hosts is a rational decision-making process for the optimal use of resources for the management of vectors and intermediate hosts, seeking to improve the efficacy, cost-effectiveness, ecological soundness and sustainability of disease management, and the management of vectors and intermediate hosts

Involuntary Resettlement means resettlement when affected persons do not have the right to refuse Land Acquisition or Restrictions on Land Use that result in Physical or Economic Displacement, whether permanent or temporary

Land Acquisition means any way in which land is obtained for the purposes of a project or program, including outright purchase, expropriation of property and acquisition of access rights, such as easements or rights of way, including but not limited to: (a) acquisition of unoccupied or unutilized land, whether or not the landholder relies upon such land for income or livelihood purposes; (b) repossession of public land that is used or occupied by individuals or households; and (c) project impacts that result in land being submerged or otherwise rendered unusable or inaccessible. “Land” includes anything growing on or permanently affixed to land, such as crops, buildings and other improvements, and appurtenant water bodies

Large Dam means a dam with a height of 15 meters or greater from the lowest foundation to crest, or a dam between 5 meters and 15 meters impounding more than 3 million cubic meters;

Meaningful Consultation means a two-way process, that:

(a) begins early in the project or program planning process to gather initial views on the project or program proposal and inform design;

(b) encourages Stakeholder feedback, particularly as a way of informing project or program design and Stakeholder Engagement in the identification and mitigation of Environmental and Social Risks and Impacts;

(c) is carried out on a continuous basis, as Environmental and Social Risks and Impacts arise;

(d) is based on the prior disclosure and dissemination of relevant, transparent, objective, meaningful and easily accessible information in a timeframe that enables consultations with Stakeholders in a culturally appropriate format, in relevant local language(s), and is understandable to Stakeholders;

(e) considers and responds to feedback;

(f) supports active and inclusive engagement with project-affected parties;

(g) is free of external manipulation, interference, coercion, discrimination, and intimidation; and

(h) is documented and disclosed by the executing agency

Medium-Sized Project means a project with GEF Project Financing of up to US$2 million

Modified Habitat means a Habitat that may contain a large proportion of plant and/or animal species of non-native origin, and/or where human activity has substantially modified the area's primary ecological functions and species composition, including, for example, areas managed for agriculture, forest plantations, reclaimed coastal zones, and reclaimed wetlands

Natural Habitat means a Habitat composed of viable assemblages of plant and/or animal species of largely native origin, and/or where human activity has not essentially modified the area's primary ecological functions and species composition

Net Gain means additional conservation outcomes that can be achieved for the Biodiversity values for which a Natural or Critical Habitat was designated

No Net Loss means the point at which project- or program-related Biodiversity losses are balanced by gains resulting from measures taken to avoid and minimize these impacts, to undertake on-site restoration, and to offset significant residual impacts, if any, on an appropriate geographic scale

Physical Displacement means relocation, loss of residential land, or loss of shelter, whether permanent or temporary

Pollution means both hazardous and non-hazardous chemical pollutants in the solid, liquid, or gaseous phases; as well as thermal discharge to water, emissions of short- and long-lived

climate pollutants, nuisance odors, noise, vibration, radiation, electromagnetic energy, and the creation of potential visual impacts, including light

Production of Living Natural Resources means the cultivation or rearing of plants or animals, including, but not limited to, annual and perennial crop farming, animal husbandry (including livestock), aquaculture, and plantation forestry

Program Framework Document means the document that sets forth the concept of a program that is proposed for GEF financing

Project Identification Form means the document that sets forth the concept of a Full-Sized Project or Medium-Sized Project that is requesting GEF financing

Resettlement Action Plan means a document that describes, *inter alia*, the potential impacts of a project in terms of Restrictions on Land Use and Involuntary Resettlement, relevant baseline information on affected persons, the legal and institutional framework, the criteria for determining eligibility for compensation and other assistance, and mechanisms for Stakeholder participation, grievance, and redress

Restrictions on Land Use means limitations or prohibitions on the use of agricultural, residential, commercial or other land that are directly introduced and put into effect as part of a project or program, including but not limited to restrictions on access to legally designated parks and protected areas, restrictions on access to other common property resources, and restrictions on land use within utility easements or safety zones

Secretariat means the GEF Secretariat that services and reports to the GEF Assembly and the Council as set out in the Instrument

Sexual Exploitation and Abuse means any actual or attempted abuse of a position of vulnerability, differential power, or trust for sexual purposes, including, but not limited to, profiting monetarily, socially or politically from the sexual exploitation of another; and, specifically in the case of Sexual Abuse, the actual or threatened physical intrusion of a sexual nature, whether by force or under unequal or coercive conditions

Stakeholder means an individual or group that has an interest in the outcome of a GEF project or program or is likely to be affected by it, such as local communities, Indigenous Peoples, civil society organizations, and private sector entities, comprising women, men, girls and boys

Stakeholder Engagement means a process involving Stakeholder identification and analysis, planning of Stakeholder Engagement, disclosure of information, consultation and participation, monitoring, evaluation and learning that begins as early as possible and is carried out throughout the project cycle, addressing grievances, and with on-going reporting to stakeholders

Worker means a person employed or engaged directly by an entity that executes a project or program to work specifically in relation to the project or program, or through third parties to perform work related to core functions of the project or program, regardless of location

Work Program means a group of Full-Sized Projects and/ or Programmatic Approaches that is presented for Council approval in a Council meeting

Introduction

1. The GEF was established to support "the protection of the global environment and promote thereby environmentally sound and sustainable economic development". The Instrument also provides for "consultation with, and participation as appropriate of, major groups and local communities throughout the project cycle".[2]

2. In accordance with the purpose of the GEF and relevant provisions of the Instrument, this Policy sets out the GEF's approach to anticipating, and then avoiding, preventing, minimizing, mitigating, managing, offsetting or compensating any adverse impacts that GEF-financed projects and programs may have on people or the environment throughout the project or program cycle; thereby enhancing the environmental and social outcomes of such projects and programs.

3. In addition to this Policy, the GEF's approach to identifying and addressing relevant Environmental and Social Risks and Impacts is supported by the *Policy on Stakeholder Engagement*[3], the *Policy on Gender Equality*[4], and the *Minimum Fiduciary Standards for GEF Partner Agencies*[5].

Application

4. This Policy applies to the Secretariat and all GEF Partner Agencies (hereafter "Agencies"). The Policy applies to all new GEF-financed projects and programs[6] submitted on or after the date of effectiveness of July 1, 2019. For GEF-financed projects and programs under implementation, the Policy applies to all mid-term reviews and terminal evaluations submitted after one year of the date of effectiveness.

Policy Requirements

5. This Policy sets out mandatory requirements for identifying and addressing Environmental and Social Risks and Impacts in GEF-financed projects and programs; and for documenting, monitoring, and reporting on associated measures throughout the project and program cycles, and at the portfolio level.

[2] Instrument for the Establishment of the Restructured Global Environment Facility (http://www.thegef.org/sites/default/files/documents/GEF_Instrument-Interior-March23.2015.pdf)

[3] SD/PL/01 (http://www.thegef.org/sites/default/files/documents/Stakeholder_Engagement_Policy.pdf)

[4] SD/PL/02 (http://www.thegef.org/sites/default/files/documents/Gender_Equality_Policy.pdf)

[5] GA/PL/02 (http://www.thegef.org/sites/default/files/documents/GA.PL_.02_Minimum_Fiduciary_Standards_0.pdf)

[6] This includes activities funded through any GEF-managed trust fund, unless decided otherwise by the LDCF/SCCF Council in response to guidance from the Conference of the Parties of the United Nations Framework Convention on Climate Change.

Minimum Standards for Agency Policies, Procedures, Systems and Capabilities

6. Agencies demonstrate that they have in place the necessary policies, procedures, systems and capabilities to meet minimum standards 1–9.

7. The Secretariat facilitates an assessment of Agencies' compliance with the requirements set out in Paragraph 6, to be presented for Council review and decision within six months of the date of effectiveness of this Policy. The assessment considers Agencies' relevant policies, procedures, guidelines, and systems, and evidence of their effective implementation. The Secretariat prepares publicly available and easily accessible guidelines for the assessment process.

8. If an Agency does not meet one or more of the minimum standards, the Agency, in consultation with the Secretariat, develops a concrete, time-bound action plan to achieve compliance. The Secretariat, on behalf of the Agency, submits the action plan for review and approval by the Council. The Council decides whether the Agency may continue to seek GEF financing while it implements the time-bound action plan.

9. Once an Agency has been found to meet all Minimum Standards, the Agency and the Secretariat carry out periodic reporting and monitoring of compliance using the modalities set out in the *Policy on Monitoring Agencies' Compliance*[7].

10. The Secretariat and Agencies update, where applicable, their Memoranda of Understanding to reflect the relevant provisions of this Policy.

Documentation and Reporting in GEF-Financed Projects and Programs

11. In Project Identification Forms and Program Framework Documents submitted for Work Program entry or CEO Approval, Agencies provide indicative information regarding any Environmental and Social Risks and potential Impacts associated with the proposed project or program; and any measures to address such risks and impacts.

12. At CEO Endorsement/Approval, Agencies provide additional information regarding the relevant Environmental and Social Risks and Impacts associated with the proposed project, and associated measures to address such risks and impacts, including any environmental and social assessments carried out, and any Environmental and Social Management Plans or the equivalent.

13. The Secretariat, in its review of Project Identification Forms, Program Framework Documents and Requests for CEO Endorsement/Approval, assesses whether the Environmental

[7] SD/PL/04 (http://www.thegef.org/sites/default/files/documents/Monitoring_Agency_Compliance_Policy_0.pdf)

and Social Risks, Impacts and management measures are adequately documented, consistent with the requirements set out in paragraphs 12–13 above.[8]

14. Agencies provide information on the implementation of relevant environmental and social management measures at project mid-term, if applicable, and at project completion.

15. Agencies report promptly to the Secretariat any cases reported to their respective accountability, grievance and conflict resolution mechanisms in connection with GEF-financed projects or programs, which these mechanisms have determined to be within the scope of their review, and how such cases have been addressed, consistent with the requirements set out in Minimum Standard 2.

16. The Secretariat prepares, updates and maintains publicly available and easily accessible templates and guidelines to support the effective implementation of this Policy.

Portfolio Monitoring and Reporting

17. The Secretariat reports annually to the Council on the implementation of this Policy, including the type and level of Environmental and Social Risks and Impacts identified in GEF-financed projects and programs and the management of such risks and impacts during project implementation and at project completion. In addition, the Secretariat promptly makes available on the GEF website the information reported by Agencies in accordance with Paragraph 15 and notifies the Council as new information is made available, and presents a summary of such information as part of its annual reporting on the implementation of this Policy.

GEF Conflict Resolution Commissioner

18. In addition to the accountability, grievance and conflict resolution mechanisms required as per Minimum Standard 2, the GEF Conflict Resolution Commissioner is available to receive complaints related to GEF-financed projects and programs and other issues of importance to GEF operations. The Commissioner facilitates actions among relevant parties, including Complainants, Agencies, recipient countries and other Stakeholders. The Secretariat ensures that the contact information and relevant procedures for the Conflict Resolution Commissioner, as well as complaints received, are publicly available and accessible on the GEF website.

Review of This Policy

[8] Council members can also review and provide comments on how Environmental and Social Risks and Impacts have been addressed in GEF-financed Full-Sized Projects and in programs. Consistent with the Project and Program Cycle Policy, Project Identification Forms for Full-Sized Projects and Program Framework Documents that seek Work Program entry are circulated for Council review and comments for a period of four weeks. For selected Full-Sized Projects, the CEO Endorsement Requests and Final Project Documents are also circulated for Council review and comments prior to CEO Endorsement. (OP/PL/01 [http://www.thegef.org/sites/default/files/documents/Project_Program_Cycle_Policy_OPPL01.pdf])

19. The Council decides on the review and revision of this Policy.

Effectiveness

20. This Policy will come into effect on July 1, 2019 and will remain in effect until amended or superseded by the Council.

Minimum Standards for Agency Policies, Systems and Capabilities

1. The Policy on Environmental and Social Safeguards sets out the following nine Minimum Standards for Agency policies, procedures, systems and capabilities related to identifying and addressing Environmental and Social Risks and Impacts in projects and programs:

(a) Environmental and Social Assessment, Management and Monitoring;
(b) Accountability, Grievance and Conflict Resolution;
(c) Biodiversity Conservation and the Sustainable Management of Living Natural Resources;
(d) Restrictions on Land Use and Involuntary Resettlement;
(e) Indigenous Peoples;
(f) Cultural Heritage;
(g) Resource Efficiency and Pollution Prevention;
(h) Labor and Working Conditions; and
(i) Community Health, Safety and Security.

2. Agencies ensure that the Minimum Standards are met at all levels of project and program implementation, including by executing partners.

3. In implementing the policies, procedures and systems required as per the below Minimum Standards, Agencies ensure compliance with the *Policy on Stakeholder Engagement*[9], the *Policy on Gender Equality*[10], and the *Minimum Fiduciary Standards for GEF Partner Agencies*[11].

Minimum Standard 1: Environmental and Social Assessment, Management and Monitoring

4. Agencies demonstrate that they have in place the necessary policies, procedures, systems and capabilities to ensure that:

(a) Projects and programs are screened as early as possible to identify Environmental and Social Risks and potential Impacts, including all risks referred to in Minimum Standards 3–9 below. This screening informs the overall process of managing relevant Environmental and Social Risks and Impacts, and related Stakeholder Engagement, including decisions on the appropriate Environmental and Social Risk and Impact Assessments that will be carried out;

(b) Projects and programs are classified based on the level and magnitude of potential risks and impacts, including considerations of:

[9] SD/PL/01 (http://www.thegef.org/sites/default/files/documents/Stakeholder_Engagement_Policy.pdf)
[10] SD/PL/02 (http://www.thegef.org/sites/default/files/documents/Gender_Equality_Policy.pdf)
[11] GA/PL/02 (http://www.thegef.org/sites/default/files/documents/GA.PL_.02_Minimum_Fiduciary_Standards_0.pdf)

(i) Direct, indirect, cumulative, and transboundary Environmental and Social Risks and potential Impacts, and the risks and impacts of Associated Facilities;

(ii) Physical, biological, socio-economic (including livelihoods), other social (including on social organization, health and human safety), and cultural resources; and

(iii) Applicable national and local laws as well as directly relevant provisions of international treaties and agreements;

(c) Projects and programs are assessed, designed and implemented consistent with the mitigation hierarchy, ensuring that any Environmental and Social Risks and potential adverse Environmental and Social Impacts are anticipated and then, in order: avoided or prevented, where feasible; minimized; mitigated and managed; and as a last resort, residual impacts are offset or compensated where avoidance or prevention, minimization, mitigation, and management are not feasible;

(d) Depending on the nature and scale of Environmental and Social Risks and potential Impacts identified[12], appropriate assessments are carried out, based on recent environmental and social baseline data at an appropriate level of detail, recognizing that periodicity (e.g., seasonal variation) or other variability over time may require more robust baseline data than relatively constant conditions, and including an assessment of alternatives that includes the no-project alternative;

(e) In response to the findings of the relevant environmental and social assessments, an appropriately-scaled and adequately budgeted management plan – such as an Environmental and Social Management Plan or another appropriate instrument – is developed, following the mitigation hierarchy, and implemented and monitored throughout the project or program cycle, with adaptive management to ensure that problems that arise during implementation are identified at early stages and addressed appropriately, so as to achieve planned environmental and social outcomes;

(f) Independent expertise is used in the assessment of Environmental and Social Risks and Impacts, where appropriate, including where specialized knowledge may be needed, and independent advisory panels are used to support the preparation and implementation of projects and programs where the level and magnitude of risks and potential impacts is deemed high;

(g) Third party (e.g., independent expert, local community, other) monitoring and/or independent audits are used, where appropriate, to monitor project

[12] See Paragraph 4(a) above.

implementation and/or assess if Environmental and Social Risk and Impact mitigation objectives are being or have been achieved; and

(h) The steps described in paragraphs 4.a.–g. above are documented, and relevant documents are disclosed by Agencies and project implementing entities in line with Agencies' applicable policies, procedures and systems for information disclosure, so as to provide Stakeholders with timely, relevant and understandable information about projects and programs, and allow Stakeholders to participate in Meaningful Consultations, starting as early as possible[13] in the project or program cycle, and continuing throughout the life-cycle of the project or program[14];

Climate Change and Disaster Risks

(i) Short- and long-term risks posed by climate change and other natural hazards are considered systematically in the screening, assessment and planning processes described in paragraphs 4.a.–g. above, based on established methodologies, and significant risks and potential impacts are addressed throughout the design and implementation of projects and programs;

Disadvantaged or Vulnerable Individuals or Groups

(j) Disadvantaged or Vulnerable Groups or Individuals that are or may be affected by a project or program are identified as early as possible[15], and associated risks and potential impacts are assessed to ensure that:

(i) Differentiated mitigation measures are incorporated so that risks and impacts do not fall disproportionately on Disadvantaged or Vulnerable Individuals or Groups; and

(ii) Disadvantaged or Vulnerable Individuals or Groups do not face discrimination or prejudice in accessing benefits and resources;

(k) The special needs and circumstances of Disadvantaged or Vulnerable Groups or Individuals are addressed in any Environmental and Social Management Plan, or equivalent;

Disability Inclusion

(l) The differentiated risks and potential impacts of projects and programs on persons with disabilities are addressed systematically in the screening,

[13] Such as during screening

[14] See also Policy on Stakeholder Engagement (SD/PL/01 [http://www.thegef.org/sites/default/files/documents/Stakeholder_Engagement_Policy.pdf]).

[15] Such as during screening

assessment and planning processes described in paragraphs 4.a.–g. above in such a way that ensures non-discrimination and equality, and aims to provide opportunities for persons with disabilities to participate in and benefit from projects and programs on an equal basis with others;

Adverse Gender-Related Impacts, Including Gender-Based Violence and Sexual Exploitation and Abuse[16]

(m) Any risks or potential adverse impacts on women, men, girls and boys are identified as early as possible as part of project or program screening and reflected in relevant safeguards instruments, and differentiated by gender where relevant, including adverse impacts on Gender Equality, Gender-Based Violence (GBV), and Sexual Exploitation and Abuse;

(n) Discrimination against women or girls, or gender-based discrimination are prevented; and

(o) In case incidences of Gender-Based Violence and/or Sexual Exploitation and Abuse occur, there are:

(i) Established reporting and response protocols in place, with specific procedures for GBV including confidential reporting with safe and ethical documenting of GBV cases, that indicate when and where to report incidents, and what follow-up actions will be undertaken; and

(ii) Modalities to provide services and redress to survivors.

Minimum Standard 2: Accountability, Grievance and Conflict Resolution

5. Agencies demonstrate that they have in place an accountability system that:

(a) Identifies potential breaches of Agency policies and procedures related to the identification, management and monitoring of Environmental and Social Risks and Impacts;

(b) Is independent, transparent and effective;

(c) Is accessible and broadly advertised to Stakeholders;

(d) Keeps Complainants abreast of progress with cases brought forward;

(e) Maintains records on all cases and issues brought forward for review, with due regard for the confidentiality of Complainants' identity and of information; and

(f) Takes appropriate and timely measures to minimize the risk of retaliation to Complainants.

[16] See also Policy on Gender Equality (SD/PL/02 [http://www.thegef.org/sites/default/files/documents/Gender_Equality_Policy.pdf]).

6. Agencies demonstrate that they have in place grievance and conflict resolution systems at the appropriate level that:

(a) Receive and address complaints related to the implementation of projects and programs in a timely and culturally appropriate manner;

(b) Include contact information made available on the Agency's website and on a project- or program-specific website, when such a website exists, including in local languages;

(c) Work proactively with Complainants and other parties to resolve the complaints or disputes determined to have standing;

(d) Are independent of teams preparing and supervising projects and programs, transparent, and effective as neutral third parties able to assist in resolving disputes between Complainants and project implementers;

(e) Keeps Complainants abreast of progress with cases brought forward;

(f) Maintain records on all cases and issues brought forward, with due regard for the confidentiality of Complainants' identity and of information;

(g) Take appropriate measures to minimize the risk of retaliation to Complainants;

(h) Are readily accessible and broadly advertised to Stakeholders; and

(i) Includes a locally-available option at the project or program level that is established early, proportionate to the potential risks and impacts of the project or program, readily accessible, culturally appropriate, and with appropriate confidentiality protections.

Minimum Standard 3: Biodiversity Conservation and the Sustainable Management of Living Natural Resources

7. Agencies do not propose for or implement with GEF funding projects or programs that would:

(a) Involve adverse impacts on Critical Habitats, including forests that are Critical Habitats, including from the procurement of natural resource commodities, except for adverse impacts on a limited scale that result from conservation actions that achieve a Net Gain of the Biodiversity values associated with the Critical Habitat;

(b) Contravene applicable international environmental treaties or agreements; or

(c) Introduce or use potentially invasive, non-indigenous species.

8. Agencies demonstrate that they have in place the necessary policies, procedures, systems and capabilities to ensure that:

(a) When potential adverse impacts on Biodiversity or Habitats are identified as part of the screening or assessment processes described under Minimum Standard 1, a precautionary approach is applied, and such impacts are assessed further, considering:

(i) The significance of the Biodiversity or Habitats, including their vulnerability and irreplaceability and, if protected, their protected status;

(ii) The significance of the Biodiversity or Habitats to local communities, including for the provision of livelihoods, ecosystem services, conservation needs, development priorities, and cultural heritage;

(iii) Relevant, potential threats to the Biodiversity, such as Habitat loss, degradation and fragmentation, invasive alien species, overexploitation, hydrological changes, nutrient loading, Pollution and incidental take, as well as the current or projected effects of climate change and other natural hazards;

(b) Where avoidance of adverse impacts is not feasible, and no viable alternatives are available, such adverse impacts are minimized, mitigated, managed or, as a last resort according to the mitigation hierarchy, offset considering the type of Habitat that would be affected[17]:

(i) Where Modified Habitats are affected, projects and programs proceed only after appropriate mitigation measures are put in place;

(ii) Where Natural Habitats are affected, projects and programs proceed only after appropriate mitigation measures are put in place to achieve No Net Loss and preferably a Net Gain of the associated Biodiversity values over the long term; and a robust long-term Biodiversity action plan that describes the conservation outcomes, implementation, monitoring and evaluation plan is in place;

(iii) Where Natural Habitats are affected, projects and programs proceed only after appropriate mitigation measures are put in place to achieve No Net Loss and preferably a Net Gain of the associated Biodiversity values over the long term; and a robust long-term Biodiversity action plan or equivalent document that describes the conservation outcomes, implementation, monitoring and evaluation plan is in place;

(iv) Compensation, or offsets, are used to mitigate adverse impacts on Biodiversity and ecosystems in rare cases, only as a last resort, and only in specific instances where: all other technically feasible avoidance, minimization or restoration measures have been considered; supported

[17] Please refer to Paragraph 7.a. regarding Critical Habitats.

by rigorous, sound science; developed in consultation with independent experts; when sustainable management, support and financing have been secured; and consistent with best practice[18];

(c) The procurement of natural resource commodities that may contribute to significant conversion or degradation of Natural Habitats is avoided, where feasible, or limited to suppliers that can demonstrate that they are not contributing to significant conversion or degradation of Natural Habitats;

(d) Any project- or program-supported production or harvesting of living natural resources is carried out consistent with good sustainable management practices, including industry-specific standards, where such standards exist;

(e) Projects and programs involving forest restoration maintain or enhance Biodiversity and ecosystem functionality, and are environmentally appropriate, socially beneficial and economically viable;

(f) Project- and program supported activities conform with applicable frameworks and measures related to access and benefit sharing in the utilization of genetic resources.

Minimum Standard 4: Restrictions on Land Use and Involuntary Resettlement

9. Agencies demonstrate that they have in place the necessary policies, procedures, systems and capabilities to ensure that:

(a) All viable alternatives are assessed to avoid Economic Displacement or Physical Displacement from Restrictions on Land Use and Involuntary Resettlement;

(b) Where viable and feasible alternatives do not exist, adverse impacts from Restrictions on Land Use and Involuntary Resettlement are minimized, managed or compensated, based on Meaningful Consultations, and with particular attention to any affected Disadvantaged or Vulnerable Individuals or Groups, so that affected peoples' standards of living and livelihoods are improved, or at least restored;

(c) Good faith efforts are undertaken to secure negotiated settlements;

(d) Where Involuntary Resettlement occurs, a Resettlement Action Plan or equivalent is developed to aid implementation of this process, including:

(i) A robust baseline assessment of the socio-economic conditions of affected people, as well as their legal tenure and rights;

[18] See e.g.: https://www.iucn.org/theme/business-and-biodiversity/our-work/business-approaches-and-tools/biodiversity-offsets

(ii) A definition of people eligible for assistance, including people with formal legal rights to land or assets; people without formal legal rights, but with a claim to land or assets that is recognized or recognizable under national law; and people who have no recognizable legal right or claim to the land or assets they occupy or use, but who are occupying or using the land prior to a project-specific cut-off date;

(iii) Adequate budget for effective implementation; and

(iv) Resettlement activities that are conceived as sustainable development activities, providing sufficient investment resources to enable displaced persons to benefit directly from the project, as the nature of the project may warrant;

(e) With respect to Economic and Physical Displacement, affected persons are engaged in Meaningful Consultations[19] and:

(i) Informed of their rights and the existence of available accountability, grievance and conflict resolution systems;

(ii) Provided with technically and economically feasible resettlement alternatives and assistance;

(iii) Provided opportunities to participate in the development, implementation and monitoring of Resettlement Action Plans or the equivalent, considering sustainability and development impact; and

(iv) Included in the process to determine compensation and the provision of benefits from the project or program to displaced persons, as the nature of the project or program may warrant;

(f) Where Physical Displacement occurs, displaced persons with title or a claim recognizable under national law are provided with:

(i) Choices among feasible resettlement options – including land-based compensation where possible – equal to the existing land in productive potential, location, and security of tenure, ownership and use rights;

(ii) Adequate replacement housing and/ or cash compensation, access to services, and resources/organization to support maintenance of social organization and social cohesion;

(iii) Relocation assistance suited to their needs; and

[19] See also Policy on Stakeholder Engagement (SD/PL/01 [http://www.thegef.org/sites/default/files/documents/Stakeholder_Engagement_Policy.pdf]).

(iv) Assistance to improve, or at least restore, their livelihoods and living standards, in real terms, to pre-displacement levels or to levels prevailing prior to the start of project implementation, whichever is higher;

(g) Where Economic Displacement occurs, affected persons with title or a claim recognizable under national law are provided with:

(i) Prompt and adequate compensation for the loss of assets or access to assets, such as sites of productive activity, with replacement property of equal or greater value, or cash compensation at replacement cost;

(ii) Assistance to improve, or at least restore, their livelihoods and living standards, in real terms, to pre-displacement levels or to levels prevailing prior to the start of project implementation, whichever is higher; and

(iii) Transitional support, as necessary;

(h) For persons without formal legal rights to land, or claims to such land that could be recognized under national laws, resettlement assistance is provided in case of Physical or Economic Displacement, in lieu of compensation for land, to help improve or at least restore their livelihoods in another location; and in cases of physical resettlement, arrangements to allow them to obtain adequate housing with security of tenure, and compensation for assets other than land (such as dwellings), where feasible;

(i) Forced eviction without the provision of and access to appropriate forms of legal and other protection is prohibited; and

(j) Compensation, assistance, and benefits to affected persons are provided in a timely manner, before project or program activities begin on the acquired land.

Minimum Standard 5: Indigenous Peoples[20]

10. Agencies demonstrate that they have in place the necessary policies, procedures, systems and capabilities to ensure that the Free, Prior and Informed Consent (FPIC) of affected Indigenous Peoples is obtained when a project or program may cause:

(a) Impacts on land and natural resources, including Restrictions on Land Use or loss of access to natural resources, subject to traditional ownership or under customary use or occupation, or the location of a project or program on such land or the commercial development of such natural resources;

(b) Relocation of Indigenous Peoples from land and natural resources subject to traditional ownership, or under customary use or occupation; or

[20] Throughout this Minimum Standard, the term "Indigenous Peoples" can refer to one or more indigenous persons or a community or part of a community of indigenous persons. It does not necessarily refer only to an entire Indigenous People.

(c) Significant impacts on an Indigenous People's Cultural Heritage that is material to the identity and/or cultural, ceremonial, or spiritual aspects of the affected Indigenous People's lives, or the use of such Cultural Heritage for commercial purposes;

11. Agencies further demonstrate that they have in place the necessary policies, procedures, systems and capabilities to ensure that:

(a) Where the presence of Indigenous Peoples is identified as part of the screening or assessment processes described under Minimum Standard 1, any potential risks or adverse economic, social, cultural or environmental impacts on Indigenous Peoples are, in consultation with those Indigenous Peoples, assessed and avoided, where feasible;

(b) Where alternatives have been explored and adverse impacts are unavoidable, such impacts are minimized, mitigated, managed or compensated in a culturally appropriate manner, proportionate to the nature and scale of the impacts and the form and degree of vulnerability of the affected Indigenous Peoples;

(c) Mitigation and compensation plans are developed through Meaningful Consultations with the affected Indigenous Peoples that are gender and inter-generationally inclusive, involve their traditional representative bodies and organizations, provide sufficient time for their decision-making processes, and allow for the affected Indigenous Peoples to effectively participate in the design of mitigation measures and the provision or sharing of benefits;

(d) Affected Indigenous Peoples are actively engaged to ensure their ownership and participation in the development, implementation, and monitoring of Environmental and Social Management Plans or equivalent instruments, projects, and programs;

(e) Grievance and conflict resolution systems are established, which are culturally appropriate, available in local languages, accessible to affected Indigenous Peoples, and take into account the availability of customary dispute settlement mechanisms among Indigenous Peoples;

(f) When project or program activities involve the acquisition of lands and territories that have been traditionally owned or customarily used by Indigenous Peoples, or where otherwise appropriate and/or necessary, support is provided towards activities that would result in the legal recognition of such ownership and customary use;

(g) When project or program activities include the commercial development of lands and natural resources central to Indigenous Peoples' identity and livelihood, or commercial use of Indigenous Peoples' Cultural Heritage, the project or program informs the affected people of their rights under national law and of the scope, nature and impacts of the potential use, enabling the

Indigenous Peoples to share equitably in the benefits from such commercial development or use;

(h) When entitled to benefits, Indigenous Peoples are engaged through Meaningful Consultations and/ or provided opportunities for negotiation concerning the sharing of benefits, recognizing that benefits can take many forms, including participation in a project, and may not be financial;

(i) Where a project may restrict the access of Indigenous Peoples to parks and protected areas, at a minimum, the project involves the affected Indigenous Peoples in the planning and management of the park or protected area, and key species;

(j) Where a project or program may affect Indigenous Peoples in voluntary isolation, appropriate measures are taken to recognize, respect, and protect their lands and territories, environment, health, and culture, as well as to avoid all undesired contact; and aspects of the project or program that would result in such undesired contact are not processed further.

Minimum Standard 6: Cultural Heritage

12. Agencies demonstrate that they have in place the necessary policies, procedures, systems and capabilities to ensure that:

(a) Any Cultural Heritage identified as part of the screening or assessment processes described under Minimum Standard 1 is appropriately preserved throughout the project or program cycle;

(b) Qualified experts, local people, and other relevant Stakeholders are consulted, and field-based surveys are used, in assessing the nature, extent and significance of Cultural Heritage that may be affected by the project; assessing whether destruction or damage can be avoided; and assessing plans for minimizing/ mitigating risks and impacts;

(c) Qualified experts, local people, and other relevant Stakeholders are also consulted on whether disclosure is appropriate, given that information regarding Cultural Heritage may be confidential, if disclosure would compromise or jeopardize the safety or integrity of the Cultural Heritage or would endanger sources of information;

(d) Qualified experts, local people, and other relevant Stakeholders are also consulted on whether disclosure of information regarding Cultural Heritage is appropriate, given that disclosure would in some cases compromise or jeopardize the safety or integrity of the Cultural Heritage or endanger sources of information, and should be avoided;

(e) Where viable and feasible alternatives do not exist to avoid adverse impacts to Cultural Heritage, appropriate measures to minimize or mitigate such adverse

impacts are developed through Meaningful Consultations with Stakeholders and relevant authorities;

(f) Where a project or program introduces restrictions to Stakeholder access to Cultural Heritage, continued access is arranged in consultation with Stakeholders, where feasible subject to overriding safety and security considerations;

(g) Where a project or program involves the commercial use of Cultural Heritage, project- or program-affected parties are informed of their rights under national law and of the scope, nature and impacts of the potential use, and arrangements are made to provide for the fair and equitable sharing of benefits from such use; and

(h) Chance Finds are reported to relevant authorities, protected from further disturbance, and managed through Meaningful Consultation with Stakeholders, based on a pre-defined approach.

Minimum Standard 7: Resource Efficiency and Pollution Prevention

13. Agencies do not propose for or implement with GEF funding projects or programs that would promote the trade in or use of any substances listed under the Stockholm Convention on Persistent Organic Pollutants, or other chemicals or hazardous materials subject to international bans, restrictions or phaseouts due to high toxicity to living organisms, environmental persistence, potential for bioaccumulation, or potential depletion of the ozone layer, consistent with relevant international treaties and agreements.

14. Agencies demonstrate that they have in place the necessary policies, procedures, systems and capabilities to ensure that:

(a) The screening or assessment processes described under Minimum Standard 1 consider significant Environmental and Social Risks and potential Impacts related to Pollution and resource use, the use of pesticides and hazardous materials, the generation of wastes and effluents, and emissions of short- and long-lived climate pollutants;

(b) Where relevant risks and impacts are identified; further assessments are undertaken and measures are put in place to:

(i) Avoid the release of pollutants, where feasible, or minimize and control the intensity, concentration, and mass flow of their release, including routine, non-routine and accidental releases;

(ii) Apply control measures and performance levels consistent with applicable laws and good international industry practice;

(iii) Avoid or minimize project- or program-related greenhouse gas emissions and black carbon;

(iv) Avoid the generation of hazardous and non-hazardous wastes, where feasible, or minimize waste generation, and reuse, recycle and recover waste in a safe manner, with environmentally sound waste treatment and disposal;

(v) Treat hazardous waste in accordance with national laws, applicable international treaties and agreements, and/or good international industry practice, whichever is most stringent; and

(vi) Avoid the use and release of hazardous materials, where feasible, or minimize and control such use and release across production, transportation, handling, storage, and use;

(c) Where projects and programs involve pest management measures, Integrated Pest Management or Integrated Management of Vectors and Intermediate Hosts are applied, where feasible;

(d) Where pesticides are procured or used:

(i) The products used do not contain active ingredients that are banned or restricted under applicable international treaties and agreements, or meet the criteria of carcinogenicity, mutagenicity, or reproductive toxicity as set forth by relevant international agencies;

(ii) Adequate restrictions, skills, equipment and facilities are in place to ensure their safe use, taking into account the pesticide's potential risks;

(iii) Projects and programs avoid, where feasible, or minimize the use of pesticides that damage non-target species or the natural environment, or contribute towards the development of resistance in pests and vectors;

(e) Projects and programs promote an efficient use of energy, water and other resources and material inputs, and where significant water consumption is involved, adopt measures to avoid or reduce water use to avoid significant adverse impacts on communities, other water users, and the environment.

Minimum Standard 8: Labor and Working Conditions

15. Agencies demonstrate that they have in place the necessary policies, procedures, systems and capabilities to ensure that:

(a) Where the screening or assessment processes described under Minimum Standard 1 identify risks or potential adverse impacts to Workers, further assessments are undertaken, and plans are developed, implemented and monitored to manage the risks and potential adverse impacts in such a way that is consistent with this Minimum Standard and respects and protects the fundamental rights of workers, consistent with the International Labour

Organization's (ILO)[21] Declaration on the Fundamental Principles and Rights at Work, including:

(i) Freedom of association and the effective recognition of the right to collective bargaining;

(ii) The elimination of discrimination, in respect of employment and occupation;

(iii) The prevention of child labor; and

(iv) The elimination of all forms of forced or compulsory labor.

(b) Written labor management procedures are established in accordance with applicable national laws, and the requirements of this Minimum Standard;

(c) Workers are provided with clear and understandable documentation of employment terms and conditions, including their rights under national law related to hours of work, wages, overtime, compensation and benefits, and those arising from this minimum standard;

(d) Workers are provided regular and timely payment of wages; adequate periods of rest, holiday, sick, maternity, paternity, and family leave; and written notice of termination and severance payments, as required under national laws and the labor management procedures referenced in Paragraph 15.b. above;

(e) Decisions relating to any aspect of the employment relationship, including recruitment, hiring and treatment of workers, are made based on the principles of non-discrimination, equal opportunity and fair treatment, and not on the basis of personal characteristics unrelated to inherent job requirements;

(f) Appropriate measures are in place to prevent harassment, intimidation, and exploitation, and to protect vulnerable Workers, including but not limited to women, children of working age, migrants and persons with disabilities;

(g) Workers who participate, or seek to participate, in Workers' organizations and collective bargaining, do so without interference, are not discriminated or retaliated against, and are provided with information needed for meaningful negotiation in a timely manner;

(h) Forced labor and child labor are not used in connection with a project or program. Child labor includes both (i) labor below the minimum age of employment and (ii) any other work that may be hazardous, may interfere with the child's education, or may be harmful to the child's health or to the child's physical, mental, spiritual, moral, or social development;

[21] Including ILO conventions 29 and 105, and the protocol to the convention 29 (forced labour), 87 (freedom of association), 98 (right to collective bargaining), 100 and 111 (discrimination), 138 (minimum age) 182 (worst forms of child labour).

(i) Occupational health and safety (OHS) measures are applied to establish and maintain a safe and healthy working environment, and such measures are designed and implemented to address:

(i) Identification of potential hazards to Workers, particularly those that may be life threatening;

(ii) Provision of preventive and protective measures, including modification, substitution, or elimination of hazardous conditions or substances;

(iii) Training of Workers and maintenance of training records;

(iv) Documentation and reporting of occupational accidents, diseases and incidents;

(v) Emergency prevention and preparedness and response arrangements to emergency situations; and

(vi) Remedies for adverse impacts such as occupational injuries, deaths, disability and disease;

(j) Workers are informed of applicable grievance and conflict resolution systems provided at the workplace level, which conform to the requirements of Minimum Standard 2; and

(k) Workers may use these mechanisms without retribution, and the grievance and conflict resolution systems does not impede access to other judicial or administrative remedies available under the law or through existing arbitration procedures, or substitute for grievance systems provided through collective agreements.

Minimum Standard 9: Community Health, Safety and Security

16. Agencies do not propose for or implement with GEF funding projects or programs that would involve the construction or rehabilitation of Large or Complex Dams;

17. Agencies demonstrate that they have in place the necessary policies, procedures, systems and capabilities to ensure that:

(a) Where the screening or assessment processes described under Minimum Standard 1 identify risks or potential impacts to the health, safety and security of project- or program-affected communities, further assessments are carried out, considering:

(i) The potential exposure of communities to both accidental and natural hazards, particularly where the structural elements of the project or program are accessible to members of the affected community, or where their failure could result in injury to the community;

(ii) The special needs and exposure of Disadvantaged or Vulnerable Groups or Individuals, including in particular women and children;

(iii) The particular risks that may be present in a conflict or post-conflict context;

(iv) The impacts of the project on provisioning and regulating ecosystem services, as they are directly relevant to community health and safety; and

(v) The current or projected effects of climate change and other natural hazards;

(b) Appropriate measures are designed, implemented and monitored to prevent or avoid any adverse impacts on community health, safety and security, where feasible, or minimized or mitigated, where avoidance or prevention are not feasible;

(c) When structural elements or components, such as dams, tailings dams, or ash ponds are situated in high-risk locations, and their failure or malfunction may threaten the safety of communities, projects or programs engage one or more external experts with relevant and recognized experience in similar projects, separate from those responsible for the design and construction, to conduct a review as early as possible in project development and throughout the stages of project design, construction, operation, and decommissioning;

(d) Emergency preparedness plans are developed, implemented and monitored in collaboration with Stakeholders and relevant authorities, where relevant;

(e) Projects and programs avoid, where feasible, or minimize the risk of community exposure to disease and other relevant health risks, taking into account differentiated levels of exposure, and the needs and exposure of Disadvantaged or Vulnerable Groups or Individuals; and

(f) Any security arrangements to safeguard personnel or property are proportional and consistent with applicable national laws and good international industry practice.

GLOBAL ENVIRONMENT FACILITY
INVESTING IN OUR PLANET

Guidelines: **SD/GN/03**
Approved on December 19, 2019

GUIDELINES ON GEF'S POLICY ON ENVIRONMENTAL AND SOCIAL SAFEGUARDS

Summary	These Guidelines intends to support the effective implementation of the project and program level documentation and reporting requirements set out in the Policy on Environmental and Social Safeguards.
Approved by	GEF CEO
Approval Date	December 19, 2019
Effective Date	December 19, 2019
Applicability	These Guidelines applies to all GEF Agencies, the GEF Secretariat as well GEF Operational Focal Points (OFPs) in recipient countries, executing partners and other stakeholders.
Council Doc	Guidelines on GEF's Policy on Environmental and Social Safeguards (GEF/C.55/Inf.05)
Related Doc	☐ Policy on Environmental and Social Safeguards (SD/PL/03) ☐ Gender Equality (SD/PL/02) and Guidelines ☐ Policy on Stakeholder Engagement (SD/PL/01) and Guidelines ☐ Principles and Guidelines for Engagement with Indigenous Peoples (GEF/C.42/Inf.03/Rev.1) ☐ Monitoring Policy (ME/PL/03) ☐ Monitoring Agency Compliance with GEF Policies (ME/PL/02) and Guidelines ☐ Fiduciary Standards (GA/PL/02)
Contact	Ms. Gabriella Richardson Temm, Sr. Gender Specialist, GEF Secretariat grichardsontemm@thegef.org

Introduction

1. The GEF Council approved the Policy on Environmental and Social Safeguards in December 2018[1]. These Guidelines are intended to support the effective implementation of the project and program level documentation and reporting requirements set out in this Policy by GEF Partner Agencies (hereafter "Agencies"), the GEF Secretariat, as well as GEF Operational Focal Points (OFPs) in recipient countries, executing partners, and other stakeholders.

2. These Guidelines are not meant to create new requirements, but to provide further guidance on how to implement the project and program level requirements set out in the GEF Policy on Environmental and Social Safeguards (hereafter "Policy"), including documentation and reporting throughout the GEF Project Cycle.

Background

3. The Policy sets out the GEF's approach to anticipating, and then avoiding, preventing, minimizing, mitigating, managing, offsetting or compensating adverse impacts that GEF-financed projects and programs may have on people or the environment throughout the project or program cycle, thereby enhancing the environmental and social outcomes.

4. The Policy states nine minimum requirements for the Agencies to identify and manage environmental and social risks and impacts in GEF-financed projects and programs. It requires all Agencies to have necessary policies, procedures, systems and capabilities in place to ensure that these nine minimum standards (see Box 1) are met at all levels of project and program implementation, including by executing partners.

Box 1. GEF Environmental and Social Safeguards Minimum Standards

MS1	Environmental and Social Assessment, Management and Monitoring
MS2	Accountability, Grievance and Conflict Resolution
MS3	Biodiversity Conservation and the Sustainable Management of Living Natural Resources
MS4	Restrictions on Land Use and Involuntary Resettlement
MS5	Indigenous Peoples
MS6	Cultural Heritage
MS7	Resource Efficiency and Pollution Prevention
MS8	Labor and Working Conditions
MS9	Community Health, Safety and Security

5. In addition, the Policy:

(i) Provides requirements for Agencies to document and report on environmental and social risks and potential impacts, and their management, throughout the GEF project and program cycle. These requirements are intended to enhance the flow of information on safeguards implementation across GEF-financed projects and programs; and

[1] SD/PL/03 http://www.thegef.org/sites/default/files/documents/gef_environmental_social_safeguards_policy.pdf

(ii) Sets out a role for the Secretariat in the review of projects and programs for the availability and completeness of the information requested at the various stages of the project and program cycles; and the monitoring of and reporting on safeguards implementation at the portfolio level.

6. The Policy sets out mandatory requirements for identifying and addressing Environmental and Social Risks and Impacts in GEF-financed projects and programs. It indicates that Agencies are required to have policies, procedures, systems and capabilities to ensure that projects and programs are screened as early as possible to identify risks and potential impacts. Projects and programs are classified based on level and magnitude of potential risks and impacts, including considerations of direct, indirect, cumulative, transboundary impacts, the risks and impacts of Associated Facilities, and other considerations, as set out in more detail in MS1. The minimum standards themselves indicate the types of risks that need to be considered. For easy reference, these are summarized in Box 2, and set out in more detail in Annex I.A of the Policy[2].

Box 2. Types of Risks and Potential Impacts to be screened and assessed in GEF Projects & Programs

(MS1)	Climate Change and Disaster
(MS1)	Disadvantaged or Vulnerable Individuals or Groups
(MS1)	Disability Inclusion
(MS1)	Adverse Gender-related impact, including Gender-Based Violence and Sexual Exploitation
(MS3)	Biodiversity Conservation and the Sustainable Management of Living Natural Resources
(MS4)	Restrictions on Land Use and Involuntary Resettlement
(MS5)	Indigenous Peoples
(MS6)	Cultural Heritage
(MS7)	Resource Efficiency and Pollution Prevention
(MS8)	Labor and Working Conditions
(MS9)	Community Health, Safety and Security

7. The Policy specifies that, based on Agencies' environmental and social screening and risk classification procedures and systems, Agencies document and report on environmental and social risk and potential impacts associated with the proposed project any associated measures to address such risks and impacts throughout the GEF project cycle.

8. The Policy further calls on the Secretariat to report, annually, to the Council on the type and level of the risks and impacts identified in GEF projects and programs and the management of these risks and impacts during project implementation and at project completion. The GEF templates and Portal provide a tool for Agencies to submit this information, and for the required reporting by the Secretariat. The portal also enables Agencies to upload Agency templates and documents related to environmental and social safeguards assessment and compliance.

9. The Policy (Minimum Standard 1: Environmental and Social Assessment, Management and Monitoring), requires Agencies and project implementing entities to disclose relevant documents so as to provide stakeholders with timely, relevant and understandable information,

[2] Paragraph 4 of the Policy

and allow stakeholder to participate in Meaningful Consultations, starting as early as possible, such as during screening, and continuing throughout the project and program cycle[3]. For further information and guidance on Stakeholder Engagement see the Policy and Guidelines on Stakeholder Engagement[4].

ENVIRONMENTAL AND SOCIAL SAFEGUARD REQUIREMENTS IN THE GEF PROJECT CYCLE

Project Identification (PIF Preparation)

Relevant Policy Requirements[5]:

"In Project Identification Forms (PIFs) and Program Framework Documents (PFDs) submitted for Work Program entry or CEO Approval, Agencies provide indicative information regarding any Environmental and Social Risks and potential Impacts associated with the proposed project or program; and any measures to address such risks and impacts."

10. Minimum Standard 1 of the Policy[6], requires Agency systems and procedures to ensure that projects and programs are screened as early as possible to identify environmental and social risks and potential impacts considering the type of risks and potential impacts contained in the Policy.

11. Based on Agencies' systems and procedures related to identifying and addressing Environmental and Social Risks and potential Impacts, and based on preliminary screening and/or assessment, Agencies provide in PIF submission:

(i) **Initial risk classification of the overall project or program**: Provide the initial risk rating based on the Agency's internal risk level classification system.

(ii) **Types and risk classification of any identified risks:** Provide the initial identification of the relevant types of risks) associated with the project or program and, if available, the risk rating for each identified type based on the Agency's internal risk level classification system.

(iii) **Available screening/assessment reports:** Submit, if available, any supporting documents, such as final screening reports or preliminary Environmental and Social Risk and Impact Assessment report(s) and any preliminary measures to address identified risks and potential impacts.

12. The Secretariat, in its review, assesses the availability and completeness of the provided indicative information on environmental and social risks and potential impacts associated with

[3] Paragraph 4h of the Policy
[4] *Policy on Stakeholder Engagement* (SD/PL/01) and *Guidelines on Stakeholder Engagement* (SD/GN/01)
[5] Excerpt from Policy Para 11.
[6] Paragraph 4a of the Policy

the project or program, including associated documents (if any) and response measures to address identified risks and impacts.

Table 1: Roles and Responsibilities during PIF Preparation	
Agency	▪ Screens project to identify environmental and social risks and potential impacts. ▪ Discloses relevant documents and informs/consults Stakeholders on information related to environmental and social risk screening or assessment. ▪ Provides the Secretariat as part of PIF submission: a. Overall preliminary risk rating for project or program b. Types of risks and, if available, risk ratings of identified type(s) c. Any early screening/assessment report(s) and / or any indicative plans/measures to address identified risks, if available.
GEF Secretariat	▪ Assess, in its review, the availability and completeness of the indicative information, including associated documents (if any) ▪ Reports, annually, to the Council on the type and level (risk ratings) of environmental risks and impacts in GEF projects

13. Based on Agencies' systems and procedures related to identifying and addressing Environmental and Social Risks and potential Impacts, and based on preliminary screening and/or assessment, Agencies provides the Secretariat as part of PFD submission:

- Indicative information on the type and level of the identified environmental and social risks and potential impacts associated with the program (including the organization's risk ratings) and a description of any measures to address identified types and levels of risks; and
- Submit, if available, environmental and social assessments or equivalent.

Project Preparation (CEO Endorsement/Approval)

Relevant Policy Requirements[7]:

"At CEO Endorsement/Approval, Agencies provide additional information regarding the relevant Environmental and Social Risks and Impacts associated with the proposed project, and associated measures to address such risks and impacts, including any environmental and social assessments carried out, and any Environmental and Social Management Plans or the equivalent."

14. Based on Agencies' systems and procedures related to identifying and addressing Environmental and Social Risks and potential Impacts, Agencies provide in the CEO Endorsement/Approval submission:

(i) **Risk classification of the overall project**: Revise, if applicable, the overall risk rating provided at PIF stage, based on the Agency's internal risk level classification systems.

(ii) **Types and risk classification of the identified risks**: Update the types of risks identified at PIF stage and provide risk ratings of each identified type(s) of risk, based on the Agency's internal risk level classification systems.

(iii) **Available screening/assessment report(s)**: Submit supporting documents, such as any final screening reports and or Environmental and Social Risk and Impact Assessment report(s).

(iv) **Available management plan(s):** Submit any Environmental and Social Management Plans to address identified types and levels of risks. For projects and programs identified "High" or "Substantial" risk classification, supporting documentation such as a management plan is required (such as e.g. environmental and social management plans or frameworks, resettlement action plan or frameworks, livelihood restoration plan, indigenous peoples plan, natural resource management plan, and labor management procedure).

15. Minimum Standard 1 requires Agency systems to ensure that independent expertise, specialized knowledge and/or independent advisory panels are used in cases where the level and magnitude or risks and potential impacts is deemed high. This could occur with respect to any of the minimum standards including, among others, impacts that threaten the safety of communities, impacts on indigenous communities, impacts on Critical Habitat, physical relocation, and high probability of impacts on historical artifacts.

16. The Secretariat, in its review, assesses the availability and completeness of the updated information on environmental and social risks and potential impacts associated with the project

[7] Excerpt from Policy para 12.

or program, including associated documents (if any) and management plans to address identified type and level risks and impacts.

Table 2: Roles and Responsibilities during Project Development (CEO Endorsement/Approval)	
Agency	▪ Assess environmental and social risks and potential impacts associated with the project or program. ▪ Discloses relevant documents and informs/consults Stakeholders on information related to environmental and social risk screening, assessment and, if applicable, management plans. ▪ Provides the Secretariat as part of CEO Endorsement/Approval submission in the portal: a. Overall project or program risk rating b. Types of risks and risk ratings of each identified type(s) c. Any final screening or assessment reports d. Management measures or plans (if any).
GEF Secretariat	▪ Assess, in its review, the availability and completeness of the updated documentation, including associated documents with regards to any measures to address identified risks and impacts. ▪ Reports, annually, to the Council on the type and level of environmental risks and impacts in GEF projects and programs.

Project Implementation (MTR) and Completion (TE)

Relevant Policy Requirements[8]:

"Agencies provide information on the implementation of relevant environmental and social management measures at project mid-term, if applicable, and at project completion."

17. Agencies oversee the implementation of relevant environmental and social management measures (including Environmental and Social Management Plans, or the equivalent) presented at the CEO Endorsement/Approval and continue to monitor the Environmental and Social Risks and Impacts in a manner proportionate to the project risk level identified at the CEO Endorsement/Approval. As circumstances could arise during the project implementation that may require revisions to the risk classifications and the management measures, Agencies should uphold robust project monitoring processes, including on-going engagement and open communication channels with stakeholders to pro-actively adjust risk classifications and management measures as needed.

[8] Excerpt from Policy para 14.

18. Based on Agencies' systems and procedures related to identifying and addressing Environmental and Social Risks and potential Impacts, Agencies provide in the MTR report (if applicable):

(i) **Progress made in the implementation of the management measures** as outlined at CEO Endorsement/Approval.

(ii) **Any revisions to the overall project risk rating and or the identified types of risks or risk ratings** as outlined at CEO Endorsement (described in box 2) based on any additional assessments or information gathered during implementation.

(iii) **Any revised or new assessment reports or management plans.**

Table 3: Roles and Responsibilities during Project Implementation (MTR)	
Agency	▪ Supervises the implementation of environmental and social management measures. ▪ Monitors the environmental and social risks and impacts. ▪ Provides the Secretariat as part of MTR submission: a. Progress report on implementation of management measures b. Any revisions to identified risks c. Any revised/new reports.
GEF Secretariat	▪ Reports, annually, to the Council on the type and level of environmental risks and impacts in GEF projects and programs and the management of such risks and impacts during project implementation.

19. Based on Agencies' systems and procedures related to identifying and addressing Environmental and Social Risks and potential Impacts, Agencies provide in the TE report:

(i) **Analysis of the implementation of management measures,** as outlined at CEO Endorsement/Approval, **including findings on the effectiveness of management measures and lessons learned.**

(ii) **Any revisions to the identified types and levels of risks** (if applicable).

20. Agencies engage with the OFPs and relevant stakeholders to capture knowledge and share/disseminate lessons learned.

REPORTING ON GRIEVANCE CASES

Relevant Policy Requirements[9]:

"Agencies report promptly to the Secretariat any cases reported to their respective accountability, grievance, and conflict resolution mechanisms in connection with GEF-financed projects or programs, which these mechanisms have determined to be within the scope of their review, and how such cases have been addressed consistent with the requirements set out in Minimum Standard 2" of the Policy.

"The Secretariat promptly makes available on the GEF website the information reported by Agencies and notifies the Council as new information is made available, and presents a summary of such information as part of its annual reporting on the implementation of this Policy. "

21. Agencies report to the Secretariat on each grievance case involving GEF-financed projects or programs promptly[10] after the Agencies determine the case is within the scope of their mechanism's review, based on Agencies' policies and procedures. These reports to the Secretariat provide:

(i) **Summary** of the grievance case and its status, and a link to the relevant Agency website (if available).

(ii) Up-to-date information on how the case is being addressed, for example, **actions** taken or planned, with the expected time frame.

(iii) Associated documents (a link to the relevant Agency website, if available).

22. The Secretariat promptly notifies the Council upon the receipt of such grievance cases from the Agencies and makes available on the GEF website in the Conflict Resolution section up-to-date information on the grievance cases in accordance with the applicable policy on information disclosure. As any new material/substantial information becomes available (e.g., findings from an investigation by the Agency, important progress and actions in addressing the claim), the Secretariat promptly notifies the Council.

23. Where the Secretariat is made aware of allegations of non-compliance with the Policy related to a GEF-funded project, the Secretariat notifies the relevant Agency of the allegations for consideration of appropriate actions.

24. The Secretariat report to the Council annually the summary of these grievance cases and the actions taken in addressing the claims.

[9] Excerpt from Policy para 15 and 17.
[10] The term promptly in paragraphs 21 and 22 is intended to mean in a short time-frame and without delay.

GEF Secretariat Portfolio Monitoring and Reporting

Relevant Policy Requirements on portfolio monitoring and reporting[11]:

"The Secretariat reports annually to the Council on the implementation of this Policy, including the type and level of Environmental and Social Risks and Impacts identified in GEF-financed projects and programs and the management of such risks and impacts during project implementation and at project completion. In addition, the Secretariat promptly makes available on the GEF website the information reported by Agencies and notifies the Council as new information is made available, and presents a summary of such information as part of its annual reporting on the implementation of this Policy."

25. The Secretariat compiles relevant data and information and report to the Council annually. These reports include analysis and summary on:

(i) **Overall risk classifications** of the projects and programs.

(ii) **Types** and **levels** of identified Environmental and Social Risks and Impacts and management.

(iii) **Grievance cases** brought to Agencies' accountability, grievance, and conflict resolution mechanisms which are determined to be the within the scope of their review (refer to Reporting on the Grievance Cases section).

[11] Excerpt from Policy para 17.

Definitions

CEO Approval means the approval of a fully developed Medium-Sized Project or Enabling Activity by the GEF CEO.

CEO Endorsement means the endorsement of a fully developed Full-Sized Project by the GEF CEO.

Council means the 32 members that make up the GEF Council as set out in the Instrument.

Critical Habitat means a Habitat with high Biodiversity value, including (i) Habitats of significant importance to Critically Endangered or Endangered species, as listed on the International Union for the Conservation of Nature (IUCN) Red List of threatened species or equivalent national approaches, (ii) Habitats of significant importance to endemic or restricted-range species, (iii) Habitats supporting globally or nationally significant concentrations of migratory or congregatory species, (iv) highly threatened or unique ecosystems, and (v) ecological functions or characteristics that are needed to maintain the viability of the Biodiversity values described in (i) to (iv).

Disadvantaged or Vulnerable Groups or Individuals means those individuals or groups who, by virtue of, for example, their age, gender, ethnicity, religion, physical, mental or other disability, social, civic or health status, sexual orientation, gender identity, economic disadvantages or indigenous status, and/or dependence on unique natural resources, may be more likely to be adversely affected by the impacts of a project or program and/or more limited than others in their ability to take advantage of its benefits.

Environmental and Social Impact means any change, potential or actual, to the physical, natural, or cultural environment, and related impacts on surrounding communities and workers, resulting from a project or program, including direct, indirect, cumulative and transboundary impacts and the impacts of Associated Facilities, and including both adverse and beneficial impacts.

Environmental and Social Risk means a combination of the probability of a certain hazard occurrence and the severity of impacts resulting from such an occurrence.

Environmental and Social Risk and Impact Assessment means an assessment of the project or program's potential environmental and social impacts and risks that is appropriate to the nature and scale of the potential impacts, including comprehensive environmental and social impact assessments for projects with significant risks, strategic or regional impact assessments for programs, and more limited assessments for projects of limited scope and potential impact.

Environmental and Social Management Plan means a document that identifies the Environmental and Social Risks and Impacts that are relevant for a project or program, and measures to anticipate, avoid, prevent, minimize, mitigate, manage, offset or compensate any adverse Environmental and Social Risks and Impacts, to monitor such risks and impacts

throughout the project or program life-cycle, and to enhance environmental and social outcomes.

Full-Sized Project (FSP) means a GEF project financing of more than two million US dollars.

Gender-Based Violence means any harmful act that is perpetrated against a person's will and that is based on socially ascribed differences between male and female individuals, including acts that inflict physical, mental, or sexual harm or suffering; threats of such acts; and coercion and other deprivations of liberty, whether occurring in public or in private life.

Gender Equality means the equal rights, responsibilities and opportunities of women and men and of girls and boys. Equality does not mean that women and men will become the same but that women's and men's rights, responsibilities and opportunities will not depend on whether they are born male or female.

Indigenous Peoples[12] means people belonging to a distinct social and cultural group characterized in varying degrees by (i) self-identification as members of a distinct indigenous social and cultural group and recognition of this identity by others; (ii) collective attachment to geographically distinct Habitats, ancestral territories, or areas of seasonal use or occupation, as well as to the natural resources in these areas; (iii) customary cultural, economic, social, or political institutions that are distinct or separate from those of the mainstream society or culture; and (iv) a distinct language or dialect, often different from the official language or languages of the country or region in which they reside. "To varying degrees" reflects the fact that some characteristics may be less, or no longer, evident, but have been present and are relevant in identifying Indigenous Peoples.

Instrument means the Instrument for the Establishment of the Restructured Global Environment Facility, effective July 7, 1994 and as amended.

Medium-Sized Project (MSP) means a GEF project financing of less than or equivalent to two million US dollars.

Mid-Term Review (MTR) means an assessment of a project's or program's performance and results, carried out for adaptive management purposes at the midpoint of a project's or program's intended duration.

Monitoring means the continuous or periodic, standardized process of collecting and analyzing data on specific Indicators to provide decision-makers, managers, and Stakeholders with

[12] This clarification is intended solely for the purpose of this Policy, given that there is no universally accepted definition of Indigenous peoples, and given that these terms and concepts are subject to national legislation and to the different national circumstances of each country, taking into account that many countries have specific interpretations for terms and concepts that already apply within their jurisdictions. Indigenous peoples have the right to determine their own identity or membership in accordance with their customs and traditions.

information on progress in the achievement of agreed objectives and the use of allocated resources.

Operational Focal Point (OFP) means a government official nominated by a GEF Participant (as defined by the Instrument) who acts as the principal contact point for GEF activities in the country.

Program means a longer-term and strategic arrangement of individual yet interlinked projects that aim at achieving large-scale impacts on the global environment.

Program Framework Document (PFD) means the document that sets forth the concept of a Program that is proposed for GEF financing.

Project Identification Form (PIF) means the applicable document that sets forth the concept of a Full-Sized Project or Medium-Sized Project that is requesting GEF financing.

Secretariat means the GEF Secretariat that services and reports to the GEF Assembly and the Council as set out in the Instrument.

Sexual Exploitation and Abuse means any actual or attempted abuse of a position of vulnerability, differential power, or trust for sexual purposes, including, but not limited to, profiting monetarily, socially or politically from the sexual exploitation of another; and, specifically in the case of Sexual Abuse, the actual or threatened physical intrusion of a sexual nature, whether by force or under unequal or coercive conditions.

Stakeholder means an individual or group that has an interest in the outcome of a GEF project or program or is likely to be affected by it, such as local communities, Indigenous Peoples, civil society organizations, and private sector entities, comprising women, men, girls and boys.

Stakeholder Engagement means a process involving Stakeholder identification and analysis, planning of Stakeholder Engagement, disclosure of information, consultation and participation, monitoring, evaluation and learning that begins as early as possible and is carried out throughout the project cycle, addressing grievances, and with on-going reporting to stakeholders.

Terminal Evaluation (TE) means an Evaluation of a project's or program's design, performance, and results, carried out at the end of implementation.

Work Program means a group of Full-Sized Projects and/ or Programmatic Approaches that is presented for Council approval in a Council meeting.

GLOBAL ENVIRONMENT FACILITY
INVESTING IN OUR PLANET

Policy: OP/PL/02
Approved on December 20, 2018

PROJECT CANCELLATION

Summary	This Policy sets out the principles, rules, and procedures to cancel or suspend projects and programs.
Approved by	GEF Council (55th Council meeting)
Approval Date	December 20, 2018
Effective Date	March 1, 2019
Applicability	All new GEF-financed activities submitted on or after the date of effectiveness.
Council Document	Policy Measures to Enhance Operational Efficiency, Accountability and Transparency (GEF/C.55.04/Rev.01)
Related Documents	Project and Program Cycle Policy (OP/PL/01) Project and Program Cycle Guidelines Agency Fee Policy (FI/PL/03)
Contact	Mr. Henry Salazar Coordinator for Operations, GEF Secretariat

Definitions

Agency Fee means the financial resources provided to a GEF Partner Agency in connection with the implementation of a GEF project or program.

CEO Approval means the approval of a fully developed Medium-Sized Project or Enabling Activity by the GEF CEO.

CEO Endorsement means the endorsement of a fully developed Full-Sized Project by the GEF CEO.

Child Project means an individual project under a GEF-financed Program.

GEF Partner Agency means an agency eligible to request and receive GEF resources directly for the design, implementation, and supervision of GEF projects and programs.

Lead Agency means a GEF Partner Agency that coordinates all activities under a GEF-financed Program, including preparation of the program and drafting of the Program Framework Document; liaising with the GEF Secretariat, other GEF Partner Agencies participating in the program and all relevant stakeholders of the program; and implementation, supervision, monitoring, reporting, and evaluation activities at the program-level.

Program Framework Document means the document that sets forth the concept of a program that is proposed for GEF financing.

Project Identification Form means the document that sets forth the concept of a Full-Sized project or Medium-Sized Project that is requesting GEF financing.

Program means a longer-term and strategic arrangement of individual yet interlinked projects that aim at achieving large-scale impacts on the global environment.

Program Commitment Deadline means the date included in a Program Framework Document before which GEF Partner Agencies participating in a Program are required to submit Child Project documents for Secretariat review for CEO Endorsement (in the case of Full-Sized Projects) or CEO Approval (in the case of Medium-Sized Projects).

Work Program means a group of individual Full-Sized Project's Project Identification Forms and Program Framework Documents that is presented for Council approval in a Council meeting.

Introduction

1. This Policy aims to improve the GEF's operational efficiency, particularly in terms of the amount of time it takes to prepare and deliver projects, as a means to accelerate the achievement of the GEF's objectives in terms global environmental benefits and adaptation to climate change. It also aims to ensure that GEF-financed projects remain relevant to the objectives and priorities of the GEF and recipient countries. It does so by requiring improved management of the portfolio of GEF-financed projects and programs, provision of incentives for the timely preparation, processing, and implementation of projects; and clarification of criteria and requirements for the cancellation or suspension of projects.

Objectives

2. This Policy sets out principles, rules, and procedures to cancel or suspend projects and programs at different stages in the GEF project cycle.

Key Principles

3. The Secretariat, in consultation with recipient countries and in collaboration with the GEF Partner Agencies (hereafter "Agencies"), actively manages the GEF project cycle according to the following time-standards that have been approved by the GEF Council as part of the GEF project cycle:

(a) Full-Sized projects (FSPs) receive CEO Endorsement no later than 18 months after the Council approves the relevant Work Program that included the Project Identification Form (PIF).

(b) Medium-Sized projects (MSPs) receive CEO Approval no later than 12 months after CEO approves the MSP PIF.

(c) Program Framework Documents (PFD) for a Program include a commitment deadline (hereafter Program Commitment Deadline), not exceeding 18 months, before which the Child Projects receive CEO Endorsement/Approval.

4. The recipient country, the Agency or the GEF CEO may cancel or suspend a project as follows:

(a) Prior to CEO Endorsement/approval of a Project, as set forth in paragraphs 5 and 6 below,[1] Agencies, after consultation with countries, may cancel a project.

[1] As previously decided by Council, the CEO may also cancel a project on the basis of detection of corruption or fraudulent practices during procurement of a contract, if confirmed by the GEF Agencies according to its policies and procedures, where the grantee/borrower has failed to take action acceptable to the GEF to remedy the situation. See GEF/C.31/07, *GEF Project Cycle*, approved by the Council in June 2007.

(b) After CEO Endorsement/approval, the Agency may terminate or suspend a project in accordance with its policies and procedures.

Policy Requirements

Cancellation prior to CEO Endorsement/Approval

Full-Sized Projects

5. The Secretariat and the Agencies use the following procedure to help ensure that the project time-standard set forth in paragraph 3 (a) is met:

(a) After 8 months from the date of Council approval of a PIF, if a project has not been submitted for CEO Endorsement (with the required documentation), the Secretariat notifies the Agency and recipient country Operational Focal Points in writing of the Secretariat's expectation to receive the project for endorsement within the next four months.

(b) If the project (with the required documentation) cannot be submitted for CEO Endorsement within 12 months of the date of Council approval, the country Operational Focal Point (or the Agency for global and regional projects) notifies the CEO. If such notification is not received within 12 months of the date of Council approval, the CEO notifies the Agency, the recipient country Operational Focal Point, and the Trustee informing them of the cancellation of the project stating an effective date for the cancellation.

(c) After 18 months from the date of Council approval of the PIF, if the project has not been CEO endorsed, the CEO notifies the Agency, the recipient country Operational Focal Point, and the Trustee informing them of the cancellation of the project stating an effective date for the cancellation.

(d) Country Operational Focal Points (or the Agencies for global and regional projects) may request an exception from the CEO to the cancellation of a project before this 18-month deadline for CEO Endorsement only in cases of an extraordinary event or circumstances clearly beyond the control of the parties, such as a war, flood, earthquake or epidemic, or similar circumstances which prevents them from meeting the business standards in paragraph 3 (a). After consideration of the exception request and provided that the request is received prior to the last day of the 18th month, the CEO determines whether to grant a one-time exception for up to twelve months, and communicates such decision in writing. The CEO communicates any exception decision to the Council for information and posts the information on the GEF website.

(e) If a project is cancelled by the CEO in accordance with the paragraphs 5 (a-c), parties may resubmit the project for CEO Endorsement within one year from the effective date of cancellation without resubmitting a PIF. Subject to availability of resources in the GEF Trust Fund (and in the country's STAR allocations), and

the project meeting the required criteria for endorsement, the Secretariat circulates the project for a four-week review by the Council prior to CEO Endorsement.

Medium-Sized Projects

6. The Secretariat and the Agencies use the following procedure to help ensure that the project time- standard set forth in paragraph 3 (b) is met:

(a) After 6 months from the date of CEO Approval of a PIF, if a project has not been submitted for CEO Approval (with the required documentation), the Secretariat notifies the Agency and recipient country Operational Focal Points in writing of the Secretariat's expectation to receive the project for approval within the next two months.

(b) If the project (with the required documentation) cannot be submitted for CEO Approval within 8 months of the date of CEO Approval of the PIF, the country Operational Focal Point (or the Agency for global and regional projects) notifies the CEO. If such notification is not received within 8 months of the date of CEO Approval of the PIF, the CEO notifies the Agency, the recipient country Operational Focal Point, and the Trustee informing them of the cancellation of the project stating an effective date for the cancellation.

(c) After 12 months from the date of CEO Approval of the MSP PIF, if the project has not been CEO approved, the CEO notifies the Agency, the recipient country Operational Focal Point, and the Trustee informing them of the cancellation of the project stating an effective date for the cancellation.

(d) Country Operational Focal Points (or the Agencies for global and regional projects) may request an exception from the CEO to the cancellation of a project before this 12-month deadline for CEO Approval only in cases of an extraordinary event or circumstances clearly beyond the control of the parties, such as a war, flood, earthquake or epidemic, or similar circumstances which prevents them from meeting the business standards in paragraph 3 (b). After consideration of the exception request and provided that the request is received prior to the last day of the 12th month, the CEO determines whether to grant a one-time exception for up to six months, and communicates such decision in writing. The CEO communicates any exception decision to the Council for information and posts the information on the GEF website.

Programs

7. The Secretariat and the Agencies use the following procedure for cancellation of funds committed under a Program:

(a) Ten months before the Program Commitment Deadline, if there are still program funds that are awaiting submission of Child Projects for CEO Endorsement/Approval, the Secretariat sends a notification to the Lead Agency notifying it of the upcoming cancellation of such Program funds.

(b) If there are still program funds that are awaiting submission of Child Projects (with the required documentation) for CEO Endorsement/Approval six months before the Program Commitment Deadline, the country Operational Focal Point (or the Agency for global and regional Child Projects) notifies the CEO. If such notification is not received no later than six months before the Program Commitment Deadline, the CEO notifies the Agency, the recipient country Operational Focal Point, and the Trustee informing them of the cancellation of the Child Project stating an effective date for the cancellation.

(c) After the passing of the Program Commitment Deadline, if the Child Project has not been CEO endorsed/approved, the CEO notifies the relevant Lead Agency and the Trustee in writing of the cancellation for the remaining Program funds stating an effective date for the cancellation. The Lead Agency informs all relevant stakeholders engaged in the Program of the cancellation.

8. When the CEO cancels a project proposal or remaining funds under a Program, the following actions are taken:

(a) The Secretariat removes the proposal from the project pipeline, informs the recipient country and the Agency, and informs the Trustee of any project development funding that it has approved for the proposal.

(b) For any return of GEF funds, including the first tranche of the Agency Fee, the Agency will comply with the provisions of Financial Procedures Agreement with the Trustee regarding the return of funds, with no exceptions.

Cancellation or Suspension of Projects after CEO Endorsement/Approval

9. The decision whether to cancel or suspend a project after CEO Endorsement/Approval rests with the Agency. When an Agency considers cancellation or suspension of a project, in accordance with its policies and procedures, the Agency consults with the recipient country, all relevant government agencies, and other partners, including co-financiers, prior to such cancellation or suspension.

10. When such cancellation or suspension occurs, the following actions are taken by the Agency: (i) written notification to the recipient country government; (ii) written notification to the GEF Secretariat and the Trustee; and (iii) returns any GEF funds, if required, consistent with the provisions of Financial Procedures Agreement with the Trustee regarding the return of funds.

GEF INTEGRATED PROGRAMS

OVERVIEW
Explore

AMAZON, CONGO, AND CRITICAL FOREST BIOMES
Explore

CIRCULAR SOLUTIONS TO PLASTIC POLLUTION
Explore

BLUE AND GREEN ISLANDS
Explore

ECOSYSTEM RESTORATION
Explore

CLEAN AND HEALTHY OCEAN
Explore

FOOD SYSTEMS
Explore

ELIMINATING HAZARDOUS CHEMICALS FROM SUPPLY CHAINS
Explore

NET-ZERO NATURE-POSITIVE ACCELERATOR
Explore

GREENING TRANSPORTATION INFRASTRUCTURE DEVELOPMENT
Explore

WILDLIFE CONSERVATION FOR DEVELOPMENT
Explore

SUSTAINABLE CITIES
Explore

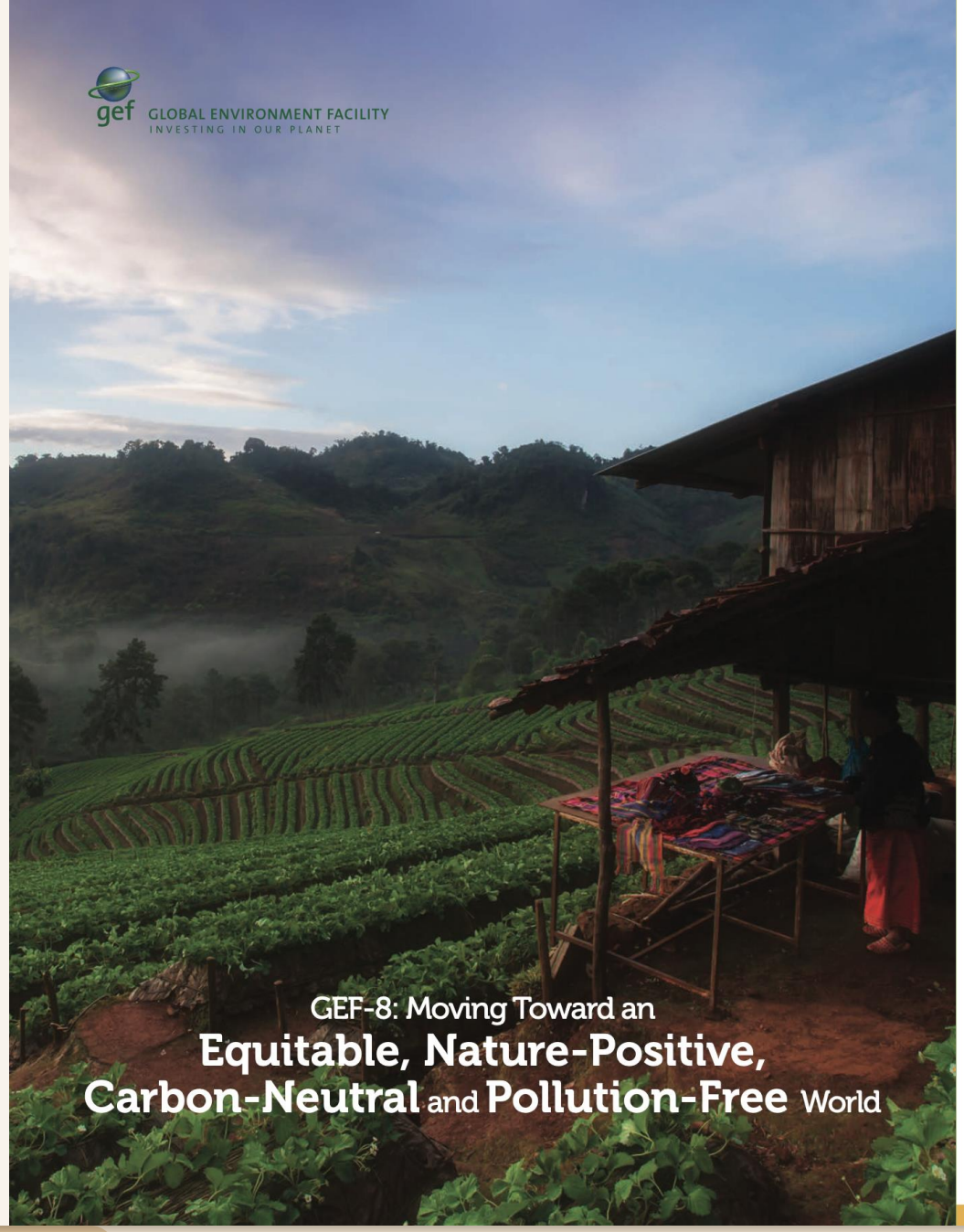

Overview

Despite some improvements over the last decade, many **indicators of planetary health** are headed in the wrong direction. Environmental threats from climate change, biodiversity loss, chemical pollution, and pressures on forests, land, oceans, and wildlife are undermining human development, livelihoods, and social justice.

- The loss of **biodiversity** and its associated ecosystems services threatens human well-being.
- The **oceans** are under increasing threat from **climate change** and associated acidification, loss of coral reefs, overfishing, and pollution.
- **Freshwater systems** are being depleted rapidly, threatening livelihoods and triggering conflicts.
- Global **forest** loss and possible tipping points in the Amazon can trigger unexpected and irreversible global damage to the environment.[1]
- In addition, **hazardous chemicals** remain a significant threat to human health, ecosystems, and biodiversity.

At the same time, the world still faces one of the greatest health and economic threats in a generation: the COVID-19 pandemic. These challenges are a stark reminder that the well-being of humanity is dependent on a healthy planet. The systemic nature of environmental challenges also calls for solutions to be integrated. To that end, the Global Environment Facility (GEF) anchors its overall approach on interdependency between people and the planet. This interdependency is key to ensuring that GEF investments are targeted toward tackling the breakdown in food, energy, urban, health, and natural systems that underpin human development. The GEF is therefore well-placed to harness its comparative advantage as "integrator" across multiple dimensions. The eighth replenishment cycle from 2022-2026 (GEF-8) will support transformative change to economic systems to address the risk of emerging diseases and pandemics.

A Pathway to Transformative Change for Blue and Green Recovery

GEF-8 focuses on integration for both impact and scale, consistent with global aspirations to seek bold results by 2030 and beyond (Figure 1). By integrating actions across sectors, focal areas, or drivers, it can address drivers of environmental degradation at global or regional scales; avoid leakage and promote policy coherence; and work across scales and sectors. Transformative investments will promote greater private sector engagement, as well as innovations and measured risks for higher returns. Ultimately, this approach will strengthen resilience in the face of uncertainty and build economic systems and financing to sustain impact. In this way, we can help create a Healthy Planet for Healthy People.

1 https://advances.sciencemag.org/content/5/12/eaba2949



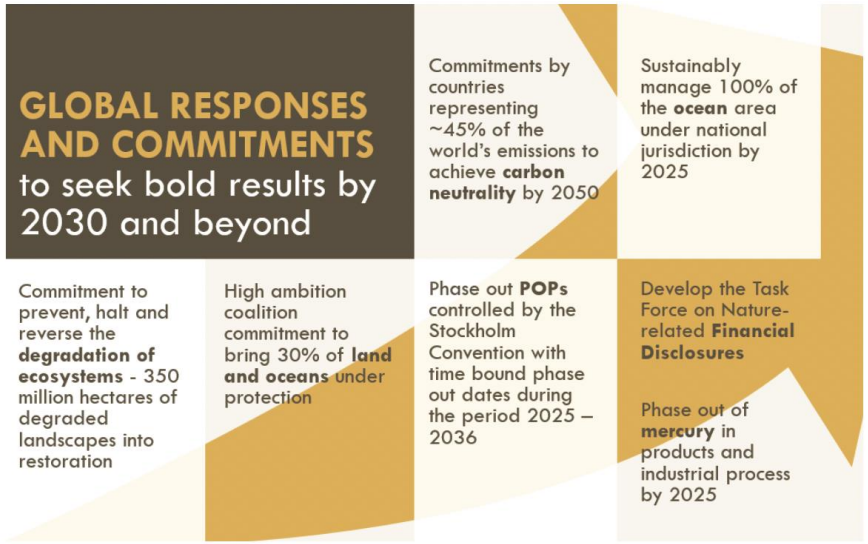

Figure 1. Global Responses and Commitments to Seek Bold Results by 2030 and Beyond

Healthy Planet, Healthy People

The *Healthy Planet, Healthy People* framework explicitly recognizes that human health and well-being depend on a healthy environment. It relies on linkages between biodiversity and ecosystem services with food security and human health; between abundant and clean freshwater and human health; maintenance of a stable and livable climate and human health; a clean and hazardous chemical-free environment and human health; and healthy oceans that can provide sustainable and resilient livelihoods and food security for people. With this in mind, the GEF has set the following goals through 2030:

- **Scale up "green" and "blue" recovery** actions in priority landscapes and seascapes through post-COVID-19 strategies by state and non-state actors.
- Provide incentives and improved policy options to **promote innovations and behavior change** for sustainability and resilience in target systems.
- **Transform target systems** by maintaining and enhancing natural capital and ecosystem services through Nature-based Solutions.
- **Promote circularity in value/supply chains** to increase efficiency and reduce or eliminate negative externalities like pollution.

GEF-8 will deploy funds from a record replenishment in 2022 to promote a green, blue, and resilient recovery. GEF-8 will invest in both integrated programming and specific focal areas. All told, 11 integrated programs will deliver global environmental benefits across multiple focal areas (Figure 2). At the same time, GEF-8 will continue to invest resources in single focal areas to support the goals of Multilateral Environmental Agreements (MEAs).

Figure 2. The Healthy Planet, Healthy People Framework

Integrated Programming

GEF-8 will support integrated programs that can "move the needle" toward systems transformations. This framework positions the GEF well in its work to help developing countries pursue transformational change in key systems in line with national priorities. Collectively, the proposed 11 integrated programs address major drivers of environmental degradation and/or deliver multiple benefits that fall under the GEF's mandate. Many priorities also make use of increasingly more relevant global or regional platforms that are attracting a multitude of stakeholders and resources in response to political commitments.

Global Programs

To rapidly scale up investment in the environment and meet the unfolding environmental crises and tipping points, global leaders, the private sector, the financial sector, and Civil Society Organizations (CSOs) are converging in their calls for action. The GEF Blended Finance program is an effective tool to help mobilize private investment but still represents a small portion of total global investment. Similarly, the Small Grants Programme (SGP) plays a critical role in mobilizing grassroots and community action for global transformation.

Individual Focal Area Investments

Investments in specific focal areas respond to guidance from the different MEAs. The integrated programs will deliver substantial global benefits across the different focal areas, while some issues are best addressed through distinct investments in specific focal areas.

GEF-8 INTEGRATED PROGRAM

The Amazon, Congo, and Critical Forest Biomes Integrated Program

The Issue

In the tropics, primary forests, or Intact Forest Landscapes (IFLs),[1] store more carbon than any other forests. It is estimated that forest ecosystems soak up to a third of anthropogenic greenhouse gas emissions, 84% coming from old and primary forests.[2] These forests are also irreplaceable in terms of biodiversity and are critical for other ecosystem services (water), and Indigenous Peoples and local communities. The conservation and sustainable management of the remaining IFLs has become crucial to combat global environmental degradation before it is too late. IFLs are also the cheapest solution to the twin crisis of climate change and biodiversity loss.

Remaining IFLs comprise only 20% of tropical forest area. Only 22% of intact forests are found in Protected Area Categories.[3] Primary forests in the most extended tropical biomes continue to be lost or degraded at an alarming rate. In addition, the continuation of the carbon sink's role of IFLs is not guaranteed due to climate change and deforestation.

The drivers of deforestation and forest degradation are well known. Some depend on local specificities, including agriculture, logging, mining, and infrastructure development. These drivers are fueled by poverty, policy incoherence, weak capacities, or industrial businesses.

The Integrated Solution

The Amazon, Congo, and Critical Forest Biomes Integrated Program aims to maintain the integrity of globally important and critical tropical primary forests. This, in turn, will maximize multiple global environment benefits, notably related to carbon and biodiversity.

The Amazon and the Congo Basin are the two largest blocks of tropical forests in the world.[4] These two basins are globally critical for biodiversity and carbon storage. They provide livelihoods and subsistence to communities that rely on forests and agriculture for their survival

Beyond the large intact biomes, some regions are also home to smaller patches of primary forests. These are vital as biodiversity refugia and can serve as a cornerstone for ecological restoration efforts in fragmented landscapes. The Indo-Malaya region, Papua New Guinea, Mesoamerica, and the Guinean forests of West Africa include such vital primary forests and are therefore also targeted by the program.

Expected Outcomes

At the global level, the program will contribute to better conservation of primary forests, providing information and visibility of IFLs in the climate and biodiversity agendas. It will give particular attention to their definition, mapping, sustainable management, and financing. Several platforms should be targeted to catalyze the engagement of multiple stakeholders at global, regional, national, and local levels. This would enable the needed changes in governance models, policies, financial frameworks, information, and social systems. Beyond governments, the targeted stakeholders should include the private sector and various platforms involved in forest protection, sustainable use, and finance.

At the sub-regional level, countries will be invited to work together to increase and strengthen the protection and governance of IFLs. They will tackle the drivers of deforestation at the landscape and jurisdictional levels. This could include, for instance, developing land use planning instruments at various levels and finding innovative ways to promote integration. Beyond the establishment and improved management of protected areas, the program will consider other effective area-based conservation measures.

Countries will have the opportunity to develop Payment for Ecosystem Services (PES), corridors, and coordinated landscape management to improve connectivity at the transboundary or regional level.

The roles and empowerment of Indigenous Peoples and local communities, as well as marginalized groups including women, will be central. This will require robust safeguard systems.

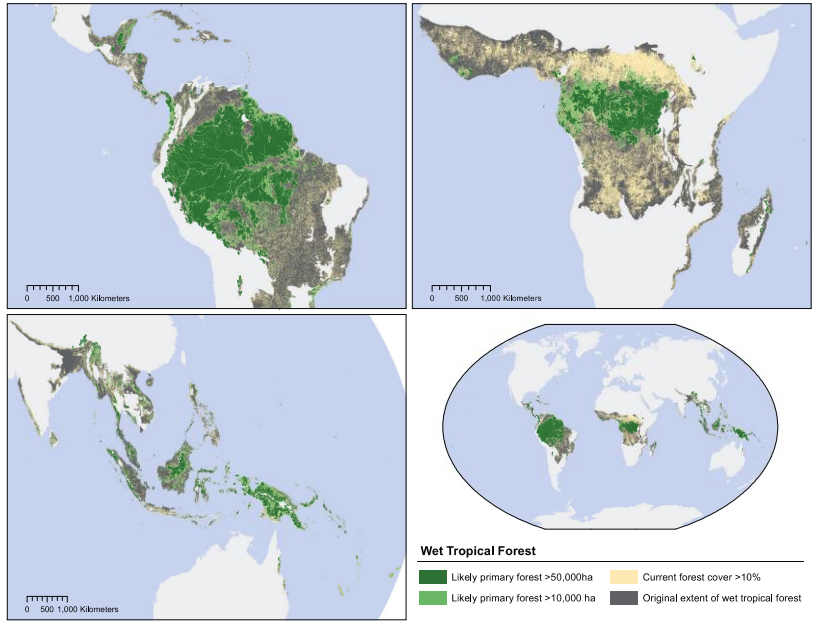

Map by Hugh S. & Mackey B. (Griffith University), from various sources: Turubanova et al. (2013), Potapov et al. (2017) & FAO Global Ecological Zones (2012).

1 Potapov et al. (2017). The last frontiers of wilderness: tracking loss of intact forest landscapes from 2000 to 2013. Science Advances, 2017: 3:e1600821.
2 Funk et al (2019). Securing the climate benefits of stable forests, Climate Policy, 19:7, 845-860.
3 Mackey et al. (2015). Policy Options for the World's Primary Forests in Multilateral Environmental Agreements, Conservation Letters, 8(2), 139-147.
4 UNEP (2021). Emissions Gap Report 2021: The Heat Is On – A World of Climate Promises Not Yet Delivered. UNEP Nairobi.

The Global Environment Facility is the world's largest funder of biodiversity protection, nature restoration, pollution reduction, and climate change response in developing countries. **In June 2022, donor governments pledged $5.33 billion to the GEF for its next four year operating period (GEF-8). Much of the funding will be delivered through a set of 11 integrated programs that address multiple environmental threats at once.**

Contact for Amazon, Congo, and Critical Forest Biomes IP:

Jean-Marc Sinnassamy
jsinnassamy@thegef.org

gef GLOBAL ENVIRONMENT FACILITY
INVESTING IN OUR PLANET

SEPTEMBER 2022

www.thegef.org

GEF-8 INTEGRATED PROGRAM

Blue and Green Islands Integrated Program

The Issue

Nowhere is the interconnection between nature and people's livelihoods and well-being more obvious than in Small Island Developing States (SIDS). Countries worldwide are faced with accelerating change and environmental challenges. However, for SIDS, these challenges tend to be more intense and rapidly felt. They are physically small, geographically isolated and remote from international markets, with small economies that rely on a limited resource base, including unique biodiversity. SIDS are also highly vulnerable to the results of a changing climate. This includes sea level rise, more frequent and severe tropical storms, and the loss of coral reefs.

Around the world, the value of nature for the well-being of societies is often not understood and incorporated into decision-making. This leads to decisions and policies that undermine long-term societal health. Cutting down a mangrove to build a hotel or shrimp farm, for example, means the loss of an important fish nursery and storm surge protector.

SIDS economies are visibly and directly dependent on ecosystem health through tourism, agriculture, and fisheries, and are vulnerable to natural disasters exacerbated by climate change. Thus, disconnects in understanding and policy action become even more problematic in SIDS; but there are also opportunities for transformational change by addressing this challenge.

The Integrated Solution

The Blue and Green Islands Integrated Program will support SIDS to value ecosystem services and incorporate them into decision making as a basis for protecting nature as the foundation of thriving and resilient societies. At the same time, the program will support the scaling up of Nature-based Solutions (NBS) on the ground and in the water in the tourism, food, and urban sectors. The global platform will provide key technical support and capacity building, support knowledge sharing, and build collaborative initiatives with the private sector and others.

Therefore, the program will work with countries to support integrated decision-making that incorporates the value of nature through methods such as ecosystem valuation and natural capital accounting. Building on this approach, SIDS are also uniquely positioned to pioneer NBS approaches to development and recovery. As part of the program, each country will choose a set of activities to implement based on national circumstances and priorities.

National projects will have two primary areas of work:

- Addressing cross-cutting upstream issues to create a coherent enabling environment such as accounting and valuing of ecosystems and domestic public and private sector resource mobilization
- Addressing landscape level challenges in one or more of three sectors through Nature-based Solutions.

Potential Nature-based Solutions:

Tourism — Conservation, sustainable use, and restoration of ecosystems; integrated sustainability planning and decision making for tourism development; protected areas management; engaging tourism enterprises in the care and restoration of nature; and coral reef insurance.

Food (agriculture and fisheries) — Support for farmers and fishers to move toward sustainable practices; maintaining, improving, and restoring agro-ecosystems; regenerative agriculture and integrated pest management to reduce agrochemical use; promoting NBS to curb sources of land-based pollutants, including persistent organic pollutants; building robust and sustainable supply chains and strengthening producer organizations; and improving community-based or commercial fisheries management, aquaculture, and/or protected area management.

Urban — Innovative NBS to wastewater management, water security, urban flooding, renewable energy, and/or solid waste management; and restoration of degraded productive landscapes or conservation of natural areas in peri-urban and rural areas to improve the ecosystem services they provide in urban areas.

The Global Environment Facility is the world's largest funder of biodiversity protection, nature restoration, pollution reduction, and climate change response in developing countries. **In June 2022, donor governments pledged $5.33 billion to the GEF for its next four year operating period (GEF-8). Much of the funding will be delivered through a set of 11 integrated programs that address multiple environmental threats at once.**

Expected Impacts

The **Global Coordination** function of the program will provide technical support and national-level capacity for enabling environment interventions; support learning, knowledge exchange and collaboration; coordinate and leverage external funding opportunities for impact at scale across multiple benefits; and meaningfully engage the local and international private sectors for innovative NBS. Individual SIDS may lack the scale to address certain issues or sectors that threaten the global environment and the global platform will seek to make significant progress in one or more of these areas.

Often described as large ocean, small island states, the SIDS manage 30% of the world's territorial oceans, including many areas of high biodiversity and carbon value. With just 3% of the Earth's land surface, SIDS are home to 20% of all plants, birds, and reptiles. By supporting countries to bring the value of nature into planning and policy and implementing NBS, the program will protect unique biodiversity, mitigate and adapt to climate change, and lead in demonstrating pathways for a Healthy Planet and Healthy People.

Contacts for Blue and Green Islands IP:

Asha Bobb Semple
abobbsemple@thegef.org

Sarah Wyatt
swyatt@thegef.org

gef GLOBAL ENVIRONMENT FACILITY
INVESTING IN OUR PLANET

SEPTEMBER 2022

www.thegef.org

GEF-8 INTEGRATED PROGRAM

Circular Solutions to Plastic Pollution Integrated Program

The Issue

Plastic production, consumption, and waste is expanding exponentially, affecting marine, freshwater, and terrestrial ecosystems and contributing to greenhouse gas (GHG) and hazardous chemical emissions with consequent implications for human health, economies, and social well-being around the world. Plastic production—from car tires to water bottles—has increased 9% since 1950, outpacing any other manufactured material. Most recently, during the COVID-19 pandemic, single-use plastic consumption and subsequent waste has further increased. Packaging (e.g. bags, lids, bottles, clamshells) is the primary use of plastic (30%) with single-use plastic constituting over half of plastic waste.[1,2] The food and beverage industry is a particular concern due to the high volume of single-use packaging. Nine out of 10 of the most common beach clean-up items are tied to the food and beverage sector.[3] Meanwhile, the top brands tied to plastic pollution are associated with the food and beverage industry.[4]

Historically, action on plastic has focused on disposal (i.e. collection, recycling, waste-to-energy, incineration, landfill). However, eliminating plastic pollution requires stopping the flow of plastic at its source by controlling production and consumption. Such solutions require addressing the entire plastic value cycle: material engineering; product and process design; consumer use and behavior; and collection systems and recycling.

The Integrated Solution

The Circular Solutions to Plastic Pollution Integrated Program tackles plastic pollution using a circular economy approach. Packaging, particularly single-use related to the food and beverage sector, will be the priority since it is the main source of plastic waste in developing countries.

Interventions will cross the entire plastic value chain—from production to consumption to disposal. Such a holistic approach leverages the interlinkages across the processes and sectors contributing to plastic pollution. As plastic pollution efforts tend to focus on waste collection, recycling and clean-ups, the GEF will prioritize actions early in the plastic value chain, i.e. production and consumption. By aligning with existing waste management efforts, the program will address the full value chain.

The program emphasizes upstream measures to reduce plastic production and consumption, the engagement of the private sector, and single-use packaging in the food and beverage sectors. It has several objectives:

- Eliminate production and use of problematic and unnecessary plastic products (e.g. single-use plastic packaging) and phase out plastic products containing chemicals of concern, using green chemistry to create sustainable materials.
- Innovate for circularity through increased reusability, recyclability, and composability of products; innovate better reuse, refill, repair, remanufacturing, and recycling business models, including service as product; reengineer products toward materials made from recycled materials, are recyclable and are ocean-safe if they leak into the ocean; and promote innovative solutions such as reuseable to-go food container programs.

- Ensure products are actually reused or recycled by shifting consumer behavior, by improving waste collection and recycling, and by fostering markets for recycled material.
- Create cross-cutting enabling conditions by strengthening coordination along the plastic value chain, sharing best practices, and establishing transparent means of monitoring and evaluation.

The program will include global, regional, national and city-level projects. At the global scale, the program will pursue establishing metrics, benchmarks and standards; addressing the trade of plastic products and waste; advising businesses on moving toward circular practices through innovation; sharing best practices; and raising awareness of circular economy opportunities and the business case for adopting circular practices. At the regional, national and city levels, the program will tackle plastic pollution by working with governments on circular policies, with businesses to adopt circular practices, with financiers to invest in circular solutions, and with the general public to raise awareness and shift consumer behavior.

Expected Impacts

Reducing the production, consumption, and disposal of plastic products will reduce GHG emissions in support of the Paris Agreement. It will also reduce emissions of hazardous chemicals, including unintentional persistent organic pollutants (uPOPs), in support of the Stockholm Convention. In addition, reducing plastic waste from entering the environment will help maintain the health of ecosystems and the species affected by entanglement and ingestion. This, in turn, will support the Convention on Biological Diversity, and other relevant agreements.

The program will also contribute to socioeconomic co-benefits, including diversified livelihoods and economic growth. It will achieve these benefits through innovative, circular solutions; improved labor conditions for the informal sector; women's empowerment throughout the value chain; and improved human health through potable water and uncontaminated food. Increased job opportunities are also expected from the business opportunities associated with zero waste solutions. At a global scale, such a system change is predicted to cut government costs by $70 billion and save businesses $1.3 trillion compared to a business-as-usual trajectory.

The program will generate the following direct global environmental benefits:

- 1 shared water ecosystem under improved governance
- 16 million metric tons of carbon dioxide equivalent (Mt CO_2e) mitigated
- 10 Mt hazardous chemicals eliminated
- 1,400 grams of toxic equivalent (gTEQ) emissions reduced

1 https://www.unep.org/resources/report/mapping-global-plastics-value-chain-and-plastics-losses-environment-particular
2 https://www.unep.org/interactive/beat-plastic-pollution/
3 https://oceanconservancy.org/wp-content/uploads/2019/09/Final-2019-ICC-Report_EMBARGOED-UNTIL-9.3.19.pdf
4 https://www.breakfreefromplastic.org/globalbrandauditreport2020/

The Global Environment Facility is the world's largest funder of biodiversity protection, nature restoration, pollution reduction, and climate change response in developing countries. **In June 2022, donor governments pledged $5.33 billion to the GEF for its next four year operating period (GEF-8). Much of the funding will be delivered through a set of 11 integrated programs that address multiple environmental threats at once.**

Contact for Circular Solutions to Plastic Pollution IP:

Leah Karrer
lkarrer@thegef.org

gef GLOBAL ENVIRONMENT FACILITY
INVESTING IN OUR PLANET

SEPTEMBER 2022

www.thegef.org

GEF-8 INTEGRATED PROGRAM

Clean and Healthy Ocean Integrated Program

The Issue

The ocean provides $2.5 trillion each year to the world economy in market goods and services and many times that in non-market amenities. Today, about 45% of the world's population lives within 150 km of a coastline. Meanwhile, two-thirds of the planet's largest cities are in low-lying coastal areas. While living near water—rivers, lakes, and oceans—supports livelihoods, many human activities put pressure on these same water systems by altering flows and contributing to pollution. According to recent estimates, 70-80% of global wastewater is discharged untreated into the ocean, either directly or via rivers.

Coastal pollution from land-based activities is one of the most serious threats to the world's coastal ecosystems. It directly impacts health, livelihoods, biodiversity, and ecological goods and services. One of the main threats to coastal waters is the increasing levels of nutrients reaching the ocean from point source and/or diffuse land-based sources, such as cities and agricultural activities.

Alarmingly, dramatic declines in oxygen levels in the ocean have been observed over the past 50 years. This has led to the identification of more than 500 dead zones, covering an area roughly the size of the European Union. Dead zones occur when oxygen levels drop so low that marine life is unable to survive. While dead zones likely have occurred seasonally across history, recent research has shown they have nearly quadrupled across the globe since 1950. Climate-induced warming is adding to the severity and frequency of these events.

The Role of the Integrated Program

The Clean and Healthy Ocean Integrated Program will aim to accelerate global efforts to curb coastal pollution from agricultural, industrial, and municipal sources. These sources are directly on the coast or else reach coastal waters from often distant sources via major rivers. The program aims to accelerate both global commitments and national reforms and investments to prevent excessive and uncontrolled nutrient loads from reaching coastal waters.

Curbing the inflow of land-based pollution to the coastal environment is expected to lift the triple bottom line of ecological, social, and economic well-being in countries along the coasts of the world's large marine ecosystems (LMEs). It will deliver substantial global environmental benefits: renewed attention to the impact of untreated wastewater and nutrient run-off in the ocean; and greater knowledge to inform and incentivize national coordinated policy formulation processes and investments.

This program is one of 11 under the GEF-8 cycle. Together with other programs, it will draw attention to the need for global commitment and action. To that end, it will accelerate a frank debate on the need for national policy coherence to address excessive pollution loads in rivers and connected coastal waters.

A Two-Pronged Approach

The program takes a two-pronged approach to address coastal nutrient pollution:

- **A global multi-stakeholder platform** will inform economic and social perspectives critical for understanding the drivers, opportunities, and limitations to achieving better nutrient management at global and regional scales. It will include key cross-sectoral public and private sector actors, civil society groups, and academia, among others. This global platform aims to accelerate action to curb land-based sources of pollution building on recent momentum, such as UNEA 4 and 5 resolutions. It will strengthen science-to-policy linkages; provide policy and technical advice to child projects; and aim to leverage finance for innovative approaches and investments (e.g. providing seed finance to competitive innovation grants and incubators to design and roll out innovative technologies). It will also help facilitate the exchange of knowledge, experiences, and lessons learned.
- **To significantly scale up action in LMEs,** the program will focus on a subset of countries that contribute significantly to pollution loads in two or three LMEs, one of which prioritizes the needs of Small Island Developing States. Focusing on a limited number of LMEs—and only those with a ministerially approved joint Strategic Action Program—will deliver measurable impact that can be scaled up across their respective regions. On the LME and country level, the program aims to focus on supporting policy and regulatory reforms, including retooling perverse/competing subsidies across sectors; incentivizing increased domestic finance; scaling up deployment of Nature-based Solutions (NBS) and efforts to combine NBS/green with existing grey infrastructure; and accelerating deployment of innovative finance tools and technology to curb pollution.

Expected Impacts

The end goal of the Clean and Healthy Ocean Integrated Program is to significantly decrease land-based pollution of the coastal environment. In so doing, it would advance ecological, social, and economic well-being in countries along the coasts of the world's LMEs. Specifically, the program aims to decrease the length and extent of hypoxic zones. It will achieve this by curbing coastal nutrient pollution from agricultural, industrial, and municipal sources through policy and regulatory measures and infrastructure investments combined with NBS.

The causes of nutrient pollution require a cross-sector approach that will improve human and environmental health beyond nutrient and dead zone reduction and restoration of biodiversity. The program will improve health by decreasing sources of nitrates, waterborne diseases, and other contaminants from cities and agriculture. It will improve livelihoods by significantly improving coastal water quality. This, in turn, will restore fish habitats, supporting local fisheries, furthering sustainable coastal tourism, and therefore enhancing local income opportunities and tax revenue. Finally, it will improve food security. In addition to increasing fish yields, it will decouple agricultural yield from inputs of industrial fertilizers and incentivize sustainable and climate-smart agriculture.

The Global Environment Facility is the world's largest funder of biodiversity protection, nature restoration, pollution reduction, and climate change response in developing countries. **In June 2022, donor governments pledged $5.33 billion to the GEF for its next four year operating period (GEF-8). Much of the funding will be delivered through a set of 11 integrated programs that address multiple environmental threats at once.**

Contact for Clean and Healthy Ocean IP:

Andrew Hume
ahume@thegef.org

gef GLOBAL ENVIRONMENT FACILITY
INVESTING IN OUR PLANET

SEPTEMBER 2022

www.thegef.org

GEF-8 INTEGRATED PROGRAM

Ecosystem Restoration Integrated Program

The Issue

An estimated 2 billion hectares (ha) of agricultural land, pasture, forest, and woodland are degraded globally, with negative impacts on food systems, ecosystem services, and habitats for wildlife. While restoration efforts are underway in many regions, degradation continues at a large scale. There has thus never been a more urgent need to arrest further degradation and to restore and heal ecosystems.

Ecosystem restoration is the process of assisting the recovery of ecosystem types and habitats that have been degraded, damaged, or destroyed. It encompasses a continuum of activities that contribute to protecting intact ecosystems and repairing degraded ecosystems. Restoration can range from rehabilitating and improving systems under human use to restoring disturbed natural ecosystems to their natural state and ensuring their conservation.

Restoration, a key nature-based solution, has both economic and environmental benefits. Restoration contributes to green recovery by stimulating investments, creating jobs primarily in rural areas, and helping to secure livelihoods of local communities. It generates ecological benefits by safeguarding ecosystem services, such as soil protection, pollination, nutrient cycling, and soil water-holding capacity. Such services are crucial for both short- and long-term agricultural productivity and food security. In addition, restoration provides biodiversity benefits, including avoided species extinctions, as well as climate change mitigation benefits through carbon sequestration.

The Integrated Solution

The Ecosystem Restoration Integrated Program aligns with the vision of the UN Decade on Ecosystem Restoration and supports the global commitments toward restoration under the Multilateral Environmental Agreements (MEAs). As such, it mobilizes a diverse coalition of stakeholders from all relevant sectors, catalyzing finance, and fostering global cooperation.

The program aims to generate multiple environmental and socioeconomic benefits by applying integrated approaches to restore degraded ecosystems. It will focus on restoration of ecosystem types with a high potential to generate multiple benefits, including the following:

- Converted or degraded ecosystem types and habitats, such as wetlands; peatlands; headwaters and watersheds; estuaries; riverine forests; mangroves; coastal areas, including near-shore coral reefs and seagrass ecosystems; native woodlands; shrub and grasslands; ecological networks and corridors; and steppingstone habitats. It will use best practices for ecological restoration.
- Degraded natural forest landscapes, drylands, grasslands, and pastures. It will apply a range of best practices and cost-effective interventions such as natural regeneration and assisted natural regeneration to restore ecosystem functions and services.
- Degraded agro-ecosystems in mosaic landscapes with a high potential for multiple environmental benefits. It will achieve this through investments in sustainable land management, including agro-silvo-pastoral models and agro-ecological diversification, and rangeland restoration

Approach

Conventional planning and policy decisions for natural resource management at landscape level are still siloed in individual ministries and discussed with different stakeholders ad hoc. The program will apply comprehensive integrated land-use planning, including spatial land-use planning. It will also promote cross-sectoral coordination between environment, agriculture, forestry, water, energy, tourism, transport, mining, and finance sectors. In this way, it will harmonize policies and financing streams.

The program will also engage with stakeholders more strategically. A programmatic approach will complement biophysical and technical interventions on the ground. Instruments focused on national policies, governance, institutional, financial, and local social structures will bring all relevant stakeholders together for transformational impact on reversing environmental degradation globally.

The lead agency of the program will provide technical- and science-based expertise, and support spatial land-use planning built on multi-stakeholder, cross-sectoral participatory processes. This will facilitate Indigenous- and community-led restoration that fosters capacity of civil society organizations. It will design and deploy innovative financing solutions to sustain impact. Finally, it will conduct effective policy engagement to strengthen enabling conditions for restoration interventions.

As part of this approach, a global platform will deliver program-level objectives by guiding and supporting national child projects under the program in:

- Outreach and communication
- Knowledge generation and exchange
- Policy support
- Mobilization of finance
- Monitoring and evaluation

The program will work with and through existing platforms to create the global cooperation and synergies needed for transformational change and scaling, and enhanced impact.

Expected Impacts

The program provides a vehicle to meet many of the restoration targets that countries have set within their MEAs and other international commitments. This includes avoiding further degradation of land and ecosystems. Besides these indirect impacts, the program will generate the following direct global environmental benefits:

- 4.3 million ha under restoration
- 9.4 million ha under improved management
- 80 million metric tons of carbon dioxide equivalent (CO_2e) sequestered/avoided
- One shared freshwater ecosystem under new/improved cooperative management

The Global Environment Facility is the world's largest funder of biodiversity protection, nature restoration, pollution reduction, and climate change response in developing countries. **In June 2022, donor governments pledged $5.33 billion to the GEF for its next four year operating period (GEF-8). Much of the funding will be delivered through a set of 11 integrated programs that address multiple environmental threats at once.**

Contact for Ecosystem Restoration IP:

Ulrich Apel
uapel@thegef.org

gef GLOBAL ENVIRONMENT FACILITY
INVESTING IN OUR PLANET

SEPTEMBER 2022

www.thegef.org

GEF-8 INTEGRATED PROGRAM

Eliminating Hazardous Chemicals from Supply Chains Integrated Program

The Issue

Fashion and construction are among the top three economic sectors that contribute significantly through their supply chains to pollution, greenhouse gas (GHG) emissions, land degradation, water pollution, and threats to biodiversity. Fashion, for example, contributes more GHG emissions than all global transport, including air travel. For its part, construction contributes 39% of global GHG emissions, and contributes significantly to water pollution, land degradation, biodiversity loss, and chemicals pollution.

Previous attempts to green both sectors have made little progress. A more circular supply chain can only be achieved if the sectors are free of harmful chemicals that prevent materials recovery, recycling, etc. Such an approach also ensures technologies and practices to green these supply chains will eliminate harmful chemicals in addition to promoting carbon neutrality and nature-positive actions.

The Integrated Solution

The Supply Chain Integrated Program seeks to address environmental degradation from globally significant supply chains through the lens of chemicals. Ideally, it will be the catalyst for integrating actions across several environmental dimensions. The program aims to create clean, circular (as far as possible), regenerative, and transparent supply chains that drive innovations in new materials, methods, and policy.

The supply chains of fashion and construction supply chains are not necessarily related, but they have common activities that affect sustainability. The program will stimulate innovations in new materials, technologies, and practices and in tandem, it will create markets and demand for new materials in these supply chains. This will enable products and materials to be green by design.

The program will support institutional and policy changes to support market uptake, barrier removal, and access to finance. These changes will incentivize the flow of new materials into these supply chains. At the same time, it will reduce production of unsustainable materials and practices, so they do not end up in other supply chains.

The program will support strategic actions that unlock investment and innovation in the private and public sectors. In so doing, it will draw on work in green chemistry and waste management where GEF resources help bring new technologies and to commercial scale. The program complements will work with commercial finance, enabling entrepreneurs to access finance to create businesses that can supply new materials and products.

Coordination

The program would need to engage with multistakeholder platforms, engaging with the global private sector. This is especially true of brands, firms, and relevant sectors to secure offtake of new materials and facilitate access to these materials. It would also need to match with ongoing innovation platforms and identify additional areas to influence new materials, products, and practices. For example, it can bring these criteria into sourcing programs such as gold for the planetGOLD program.

Ideally, the coordination component will share and exchange knowledge and lessons from the program. It will also collect, synthesize, and disseminate best practices to child projects. In this way, it would ensure child projects are working efficiently.

The selection of child projects should consider several criteria. They should ignite imagination and innovation, surfacing technologies, processes, products, and materials that can replace unsustainable ones. All projects should ideally focus on unlocking resources from the private sector and public sector to drive sustainability.

Expected Results

The program has targets across several focal areas:

- Minimum Core Indicator Estimates:
- CI4 Area of landscapes under improved practices: **1 million hectares (Mha)**
- CI6 Greenhouse Gas Emissions Mitigated: **6 million metric tons of carbon dioxide equvalent (CO_2e)**
- CI9 Reduction of chemicals of global concern and their waste: **25,000 metric tons**
- CI10 Reduction of POPs to air: **246 grams of toxic equivalent (gTEQ)**

The Global Environment Facility is the world's largest funder of biodiversity protection, nature restoration, pollution reduction, and climate change response in developing countries. **In June 2022, donor governments pledged $5.33 billion to the GEF for its next four year operating period (GEF-8). Much of the funding will be delivered through a set of 11 integrated programs that address multiple environmental threats at once.**

Contact for Eliminating Hazardous Chemicals from Supply Chains IP:

Anil Bruce Sookdeo
asookdeo@thegef.org

gef GLOBAL ENVIRONMENT FACILITY
INVESTING IN OUR PLANET

SEPTEMBER 2022

www.thegef.org

GEF-8 INTEGRATED PROGRAM

Food Systems Integrated Program

The Issue

Food systems globally are a major driver of environmental degradation, including loss of forests and biodiversity, degradation of lands, depletion of freshwater resources, agricultural nutrient pollution, and greenhouse gas (GHG) emissions. Agriculture occupies about 37% of the world's total land area and agricultural production accounts for up to 80% of global deforestation; 70% of the terrestrial loss and 50% of the freshwater biodiversity loss; and 70% of global freshwater withdrawals. According to a new study, food systems emit about 20 metric gigatons of carbon dioxide equivalent (CO_2e) per year (about 35% of global GHG emissions).[1] The consequences of unsustainable food production extend into aquatic systems. This makes agriculture the largest source of water pollution, which then runs off into aquatic ecosystems and coastal areas.

Many factors contribute to the increased negative impacts in food systems:

- Rising global population and changes in consumption patterns toward higher protein diets resulting in more carbon-intensive agriculture that will further strain global land-use systems.
- Limited access of small-scale producers and agri-enterprises to viable markets.
- High levels of food loss and waste and increased incidences of food safety, and animal and human health issues.
- Increased energy intensity and ecological footprint associated with the lengthening and industrialization of food supply chains.

Tackling these challenges in isolation will not deliver the desired shift in food systems toward sustainability and resilience for people and the planet. Such transformational change calls for collective engagement by diverse actors involved in food systems. They need to move toward integrated solutions across entire supply chains, from supply (production) to consumption.

The Integrated Solution

Since its inception, the GEF has provided financing to countries for innovative projects seeking to tackle environmental degradation from agricultural production.

During the sixth and seventh replenishment cycles (GEF-6 and GEF-7), the GEF supported ongoing efforts to transform agriculture through investments in sustainable practices for safeguarding natural capital (land, soil, water, and biodiversity). GEF projects also promoted deforestation-free supply chains for globally important commodities, and reduction of negative externalities (GHG emissions and nutrient pollution).

The GEF-8 strategy will build on this experience. It will focus explicitly on sustainable, regenerative, nature-positive production systems. It will also support efficient value/supply chains covering food crops, commercial commodities, livestock, and aquaculture.

As its overall objective, the GEF-8 Food Systems Integrated Program seeks to catalyze the transformation to sustainable food systems that are nature-positive, resilient, and pollution-reduced. In so doing, the program aims to reduce environmental degradation and negative externalities in food production systems (food crops, commercial commodities, livestock, and aquaculture) and on the demand side across supply chains.

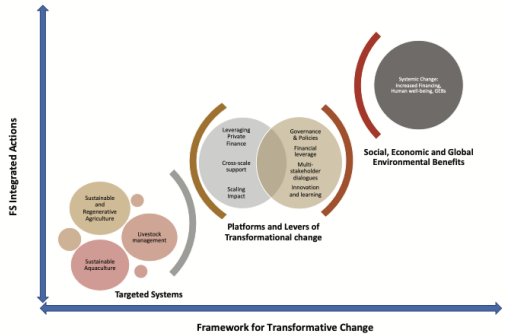

Integrated diverse portfolio of practices to achieve sustainable food systems and impacts at scale

Delivery Framework

To maximize potential for transformative change, the program will operate at two levels—global and national—and consider the four proposed "levers" (governance and policies, financial leverage, multi-stakeholder dialogues, and innovation and learning) for advancing systems transformation.

At the global level, the program will support:

- Leveraging private and financial sectors through encouraging concrete actions on both the production and demand sides toward use and expansion of sustainability standards and commitments to environmental and socially responsible sourcing.
- Catalyzing access to knowledge, technical expertise, and capacity development on issues that represent common challenges across multiple countries or specific geographical regions.
- Catalyzing new opportunities across spatial (landscapes) or vertical (supply chain) dimensions to help maximize scale potential for impact beyond national boundaries.

At the country level, and depending on the context, there are three areas of interventions:

- Creating an enabling environment to shift toward sustainable and regenerative food production sustainability through a diversity of approaches.
- Reducing livestock's impact on the environment and contribution to zoonotic spillover and supporting production of alternative protein sources.
- Expanding investment in sustainable aquaculture management that is explicitly linked to land-based practices impacting freshwater and coastal marine ecosystems.

Expected Impacts

A more diverse portfolio of practices will be key in achieving sustainable food systems. This will include implementing practices that shift food production to least emission-intensive, sequester carbon, and adopt diet shifts. It will also embrace new-horizon technologies supported by improvements in countries' governance, political commitment and technical assistance, and innovative financial mechanisms. As a result, the program will generate global environmental benefits for climate change mitigation, biodiversity conservation, land degradation and water resources, and contribute to food security, livelihood and climate resilience, and better health and nutrition.

1 Ciniro Costa Jr et al. Roadmap for achieving net-zero emissions in global food systems by 2050 Nature Scientific Reports 2022

The Global Environment Facility is the world's largest funder of biodiversity protection, nature restoration, pollution reduction, and climate change response in developing countries. **In June 2022, donor governments pledged $5.33 billion to the GEF for its next four year operating period (GEF-8). Much of the funding will be delivered through a set of 11 integrated programs that address multiple environmental threats at once.**

Contact for Food Systems IP:

Peter Umunay
pumunay@thegef.org

gef GLOBAL ENVIRONMENT FACILITY
INVESTING IN OUR PLANET

SEPTEMBER 2022

www.thegef.org

GEF-8 INTEGRATED PROGRAM

Greening Transportation Infrastructure Development Integrated Program

The Issue

Infrastructure development is essential to meet humanity's social and economic needs, including ramping up a global energy transition to meet net-zero targets. This is especially true in developing economies where millions of people continue to lack access to basic services like water, energy, transportation, and telecommunications. It has been estimated that $95 trillion in new infrastructure is needed by 2040 alone to meet demand—twice the infrastructure that existed in 2012.[1, 2] This level of investment will have profound social and environmental consequences, including biodiversity loss, deforestation, and greenhouse gas emissions.

Anticipated investments in transportation and energy sectors are expected to be particularly impactful. More than 25 million km of new roads are anticipated by 2050, 90% in developing countries.[3] New roads will drive further deforestation in the last remaining old-growth forests. This, in turn, will increase habitat fragmentation and loss of ecosystem connectivity, while elevating risks for zoonotic disease spillover.

There are two important drivers of these impacts. First, transportation infrastructure is based on an insufficiently holistic understanding of true investment risks and environmental costs and benefits. Second, decision makers are not realizing the full potential of nature-based infrastructure solutions.

While ecosystem services are increasingly valued, their benefits are rarely incorporated into infrastructure sector plans. This is because current cost-benefit analysis standards and practices do not sufficiently consider the true negative costs of built assets or the positive benefits of these solutions.

Without significant change in the status quo, additional infrastructure development investment in the coming decades will make it impossible to meet the goals of the UNFCCC, CBD, and UNCCD.

The Integrated Solution

The Greening Transportation Infrastructure Development Integrated Program aims to enable countries to develop portfolios of transportation infrastructure projects at national or land/seascape levels that build in sustainability from inception through:

- Avoiding placement of transportation infrastructure in globally important and particularly sensitive ecological areas, thus significantly reducing negative impacts to ecosystems from essential infrastructure development.
- Enabling countries to recognize ecological services that must be maintained to either serve infrastructure needs, such as free-flowing rivers that enable multi-modal transport systems, or reduce risks to engineered infrastructure, such as forested slopes that protect roads from landslides and erosion.

- Striking a balance between investment in new transportation infrastructure and maintaining existing assets to meet sustainable infrastructure service delivery requirements.

The program will achieve this by improving planning, regulatory, financial, and institutional and management frameworks geared to the differential needs of countries and landscapes. Important criteria that will be considered as part of these frameworks include whole life costs, holistic investment, net-zero, resilience, flexibility, and multi-use design. These framework elements are essential for a well-operating transportation infrastructure industry and more importantly for embedding sustainability into infrastructure operations.

Expected Outcomes

The program seeks to ensure that transportation infrastructure projects will emphasize and produce biodiversity, avoided land degradation, and climate change mitigation benefits. It will do this by (i) avoiding placing infrastructure in critical ecosystems; (ii) restoring biodiversity around the right of way of a road; (iii) maintaining flows/connectivity for fluvial transport; and (iv) maintaining or enhancing wildlife crossings or other natural infrastructure to increase ecosystem connectivity and facilitate the movement of animals.

1 Oxford Economics. 2017. Global Infrastructure Outlook. Global Infrastructure Hub. https://www.oxfordeconomics.com/recent-releases/Global-Infrastructure-Outlook

2 Bhattacharya, A., Oppenheim, J. & Stern, N. 2015. Driving Sustainable Development through Better Infrastructure: Key Elements of a Transformation Program. Brookings Institution, The New Climate Economy and Grantham Research Institute, Washington, DC, USA.

3 Alamgir M., M.J. Campbell, S. Sloan, M. Goosem, G. R. Clements, M.I. Mahmoud, W. F. Laurance. 2017. Economic, Socio-Political and Environmental Risks of Road Development in the Tropics. Curr Biol. 27(20):R1130-R1140.

The Global Environment Facility is the world's largest funder of biodiversity protection, nature restoration, pollution reduction, and climate change response in developing countries. **In June 2022, donor governments pledged $5.33 billion to the GEF for its next four year operating period (GEF-8). Much of the funding will be delivered through a set of 11 integrated programs that address multiple environmental threats at once.**

Contact for Greening Transportation Infrastructure Development IP:

Mark Zimsky
mzimsky@thegef.org

gef GLOBAL ENVIRONMENT FACILITY
INVESTING IN OUR PLANET

SEPTEMBER 2022

www.thegef.org

GEF-8 INTEGRATED PROGRAM

Net-Zero Nature-Positive Accelerator Integrated Program

The Challenge

According to the IPCC Sixth Assessment Report, holding the global temperature increase to 1.5°C above pre-industrial levels will require 45 percent CO_2 emissions reductions by 2030 compared to 2010 levels, and reaching net-zero emission globally by 2050.

Countries need to roll out coherent strategies and operationalize investment pipelines that pursue deep decarbonization pathways. This will require holistic and cross-sectoral approaches, which are often hindered by fragmented or incoherent decision-making structures and slowed down by mis-aligned incentives and subsidies. Such integrated approach needs to be built upon the growing evidence showing that the twin threats of global biodiversity loss and climate change are inextricably linked. There is considerable scope and opportunity for harnessing synergies, and a strong need to minimize tradeoffs. With the urgency to tackle both threats toward achieving carbon neutral, nature-positive, and reduced pollution economies, we need to act now to support countries making informed decisions on how to the embark swiftly towards decarbonized economies, while protecting nature at the same time.

The Net-Zero Nature-Positive Accelerator Integrated Program

The Net-Zero Nature-Positive (NZNP) Accelerator Integrated Program aims to accelerate the implementation nature-positive and net-zero pathways by investing in nature and new technologies. The program aims to push the ambition of national climate plans beyond the current levels and contribute to closing the gap between the expected combined impacts of adopted national policies and the well-below 2°C path enshrined in the Paris Agreement.

Supporting a whole-of-government approach, the program will help countries to prepare and implement long-term strategies that are consistent with the temperature goals of the Paris Agreement, translate them into short- and medium-term targets and with coherent and enforceable policies. It will then invest in pipeline of projects focusing on innovative climate technologies and nature-based solutions, to move swiftly from planning to implementation.

The program is one of the 11 Integrated Programs under GEF-8. It is expected to start implementation in the second half of 2023.

The Program Delivery Framework

Depending on the country context and readiness, specific objectives to be supported by the NZNP Accelerator Integrated Program will include the following:

- Support the adoption of net-zero strategies and policies that are coordinated with national biodiversity conservation and land degradation strategies and objectives.
- Contribute to the effective integration of the climate and biodiversity agendas at the national and global level.



- Invest in NZNP-aligned pipelines of projects that generate multiple global environmental benefits.
- Support the development of robust data systems to monitor progress towards NZNP targets.

The program will require integration at three levels: i) across sectors: requires a system approach and the participation of relevant line ministries; ii) across value chains; and iii) across governance: integrations across national and local governments, civil society as well as across the public and private sectors.

The NZNP Accelerator Integrated Program will prioritize countries with the highest level of political commitment to net-zero targets. It will also work closely with private sector coalitions to galvanize its engagement and increase likelihood of adoption of private sector commitments to NZNP targets.

Expected Impacts

Decarbonization of economies while protecting nature and reducing pollution offer significant opportunities for shaping healthy environments and can contribute substantially to the post-pandemic economic recovery, including by supporting the alignment of domestic stimulus packages and international climate finance flows to the principles of the build back greener agenda.

By advancing the integrated approach, the NZNP Accelerator Integrated Program will complement the bottom-up processes to develop and implement Nationally Determined Contributions, with top-down actions that fully integrate biodiversity and land degradation neutrality in climate mitigation policies and investments. As a result, the program will contribute to generate multiple global environmental benefits and practical lessons beyond those created by programming solely within the GEF Focal Areas.

The Global Environment Facility is the world's largest funder of biodiversity protection, nature restoration, pollution reduction, and climate change response in developing countries. **In June 2022, donor governments pledged $5.33 billion to the GEF for its next four year operating period (GEF-8). Much of the funding will be delivered through a set of 11 integrated programs that address multiple environmental threats at once.**

Contact for Net-Zero Nature-Positive Accelerator IP:

Filippo Berardi
fberardi@thegef.org

gef GLOBAL ENVIRONMENT FACILITY
INVESTING IN OUR PLANET

SEPTEMBER 2022

www.thegef.org

GEF-8 INTEGRATED PROGRAM

Sustainable Cities Integrated Program

The Issue

Cities are growing at an unprecedented scale and pace, accounting for nearly 70% of global greenhouse gas emissions. Rapid urban sprawl is driving degradation of land and loss of biodiversity. Meanwhile, unsustainable consumption is causing a rapid increase in solid and toxic waste and pollution in cities.

Unplanned urban growth affects both the environment and urban populations, leading to increased vulnerability to climate extremes of flooding, heat waves, and sea level rise. In addition, it increases inequality in cities. Vulnerable urban communities are the most affected by environmental degradation and other stressors such as the COVID-19 pandemic.

The Opportunity

By 2050, cities are expected to host two-thirds of the global population. Therefore, they will be key economic systems for transformative actions to address environmental degradation and achieve the global climate change, nature, and sustainability goals. As naturally integrated systems and strategic hubs for innovation in technology, policies, and business models, cities bring many effective entry points for sustainable investments that can deliver large-scale global environmental benefits. They are showing strong political leadership toward sustainability with city networks, multi-stakeholder platforms and other urban actors playing a critical role in scaling up their ambitions. Further catalytic support to cities can drive green and equitable growth in cities, which is key for healthy people and a healthy planet.

The Integrated Solution

The Sustainable Cities Integrated Program aims to advance integrated and systems-based approaches toward building net-zero carbon, nature-positive, inclusive, and climate-resilient cities. It will also focus on urban priorities, including the reduction of chemicals and waste, plastics, and air pollution as key co-benefits.

The program will work with countries and cities on the following strategic entry points:

1. Advancing integrated land use planning and governance to support institutional coordination at multiple levels, and catalyze integrated spatial approaches to scale up innovative sustainability solutions with strengthened collaboration between sectors.
2. Integrating nature into urban development and regional planning, demonstrating urban Nature-based Solutions and supporting enabling policy and regulatory environment to bring nature into cities.
3. Decarbonizing the built environment by supporting development of plans, policies, and strategies to design and implement solutions to decarbonize urban infrastructure, including buildings, energy, waste management, water and transportation systems.
4. Adopting circular economy approaches through policies and physical infrastructure targeting strategic entry points such as building materials, water and waste management, urban food systems, plastics, and industries.
5. Promoting innovative financing to increase flow of finance to cities to meet the sustainability financing gap, in collaboration with financial institutions, the private sector, and other institutional investors.

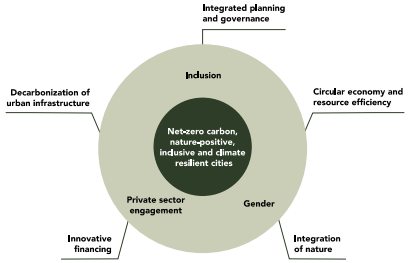

Figure 1: SC IP Key Entry Points

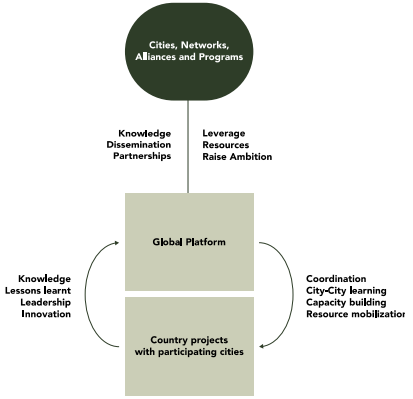

Figure 2: SC IP Implementation approach

These entry points will be supported by cross-cutting priorities of i) inclusion and environmental justice; ii) gender-inclusive approaches; and iii) private sector engagement at the global, national, and local levels.

The program will seek to deliver transformative results through its two interlinked components:

- A global platform—to catalyze knowledge creation and city-to-city learning, promote innovation and strengthen multi-stakeholder partnerships.
- Country- and city-level interventions—to support cities and national governments in implementing integrated urban sustainability solutions in selected cities.

Expected Impacts

The program will enable cities in tackling key drivers of environmental degradation to deliver multiple global environmental benefits. This includes climate change mitigation and adaptation, biodiversity conservation, reduced land degradation, and reduction of chemicals and waste. Its support to cities will result in improved land use planning, enabling policies, accelerated investments in nature and decarbonization, and capacity building of urban institutions. It will promote integration of gender, health, and inclusion to ensure equitable distribution of environmental benefits. The program will create a space for diverse stakeholders to collaborate and co-create innovative and impactful urban sustainability solutions. These could range from governments, city networks, and financial institutions to civil society and the private sector.

The Global Environment Facility is the world's largest funder of biodiversity protection, nature restoration, pollution reduction, and climate change response in developing countries. **In June 2022, donor governments pledged $5.33 billion to the GEF for its next four year operating period (GEF-8). Much of the funding will be delivered through a set of 11 integrated programs that address multiple environmental threats at once.**

Contact for Sustainable Cities IP:

Aloke Barnwal
abarnwal@thegef.org

Mia Linnea Callenberg
mcallenberg@thegef.org

gef GLOBAL ENVIRONMENT FACILITY
INVESTING IN OUR PLANET

SEPTEMBER 2022

www.thegef.org

GEF-8 INTEGRATED PROGRAM

Wildlife Conservation for Development Integrated Program

The Challenge

The COVID-19 pandemic has highlighted the interconnectedness of people and nature via zoonotic disease spillover. It has shown the vulnerability of economies and protected areas dependent on the international tourism market. And it has made obvious the value of diversification, resilience, and an integrated approach to the health of ecosystems, health of wildlife, livestock, and well-being of people.

Wildlife crime continues to be a lucrative global business, with high demand driving high prices, and with low risk of apprehension. Nearly 6,000 species of fauna and flora have been seized between 1999 and 2018, with nearly every country in the world playing a role in the illegal wildlife trade. The Red List Index shows there has been no reduction in the rate at which species are moving toward extinctions because of human impacts. Indeed, threats to species and the Key Biodiversity Areas and wider landscapes and seascapes they depend upon are growing. A complex set of drivers including land/sea use changes, climate change, overexploitation of resources, pollution, and invasive alien species are behind these declines.

An Integrated Solution

The Wildlife Conservation for Development Integrated Program (WCD IP) will support countries to secure terrestrial, freshwater, and marine wildlife populations and key landscapes. An integrated approach to combat the illegal and high-risk consumption and trade will address key elements of the supply chain (poaching, trafficking, and demand). It will also support strategies for the coexistence of human and wildlife populations through landscape-level conservation and by managing human-wildlife conflict. At the same time, it will incorporate a new focus on zoonotic spillover risk reduction by promoting control and proper regulation of wildlife trade and unsustainable wildlife exploitation for non-trade purposes. The WCD IP will work across the human health-wildlife health nexus, providing participating countries with support and incentive to explicitly address this critical element of the Healthy Planet, Healthy People framework.

The program aims to conserve wildlife and landscapes by transforming the drivers of species loss and ensuring that countries and communities are benefiting from these natural assets. Achieving this requires an approach with both global and national dimensions, with regional coordination and engagement. The IP will directly address wildlife-health system links and support innovative cross-sectoral partnerships.

The WCD IP builds on GEF's experience with the Global Wildlife Program and will focus on three components. First, ***Human Wildlife Coexistence*** will support countries to conserve the extent, integrity and connectivity of key wildlife landscapes; deploy actions and policies to reduce zoonotic spillover; and avoid and mitigate human wildlife conflict. Second, ***Illegal and High-Risk Wildlife Trade*** takes a supply chain approach to curbing

poaching, disrupting trafficking, and reducing demand for illegal, unsustainable and high zoonotic-risk wildlife within and between countries. Third, ***Wildlife for Prosperity*** strives to ensure that local communities and governments value, invest-in and benefit from wildlife and habitat conservation including the recovery of nature-based tourism, landscape restoration and diversification of sustainable livelihoods and private sector engagement for building sustainable wildlife-based economies. At the same time, it will broaden attention to capture potential zoonotic spillover risks at the human-animal-ecosystem interface. A range of aligned interventions will work in globally significant wildlife habitats, across illegal supply chains, and in close partnership with local communities and multiple sectors. In so doing, the program will allow countries to achieve transformative change through sustainable management and conservation of terrestrial, coastal, and marine wildlife and ecosystems. As such, it will deliver integrated impacts for biodiversity, land degradation, climate change, and local communities.

The global program will include targeted activities in challenging areas for national projects. These include: i) international trafficking and transboundary issues; ii) behavior change for reducing consumer demand for illegal or unsustainable wildlife (prioritizing high-zoonotic risk and nationally and internationally illegally traded and consumed wildlife); iii) support for One Health approaches to reducing zoonotic spillover risks; and iv) global and regional donor coordination and knowledge management, with emphasis in South-South collaboration.

The three WCD IP components for national projects will work together, reinforcing each other with support of a global platform and targeted regional coordination and engagement. At the same time, they will consider compliance with international obligations.

WCD IP will consist of a set of national projects that will work across the IP components depending on the in-country conditions and national priorities. The platform will work at a global, regional, or transnational level. It will include a set-aside grant window to support social and behavioral sciences approaches to demand reduction for internationally trafficked and high-risk species. Such efforts to change behavior in domestic markets should be mainstreamed in national projects as well.

Expected Results

The GEF-8 Wildlife Conservation for Development Integrated Program is designed to achieve results across multiple sectors. This includes the conservation of globally important biodiversity (species and landscape conservation and sustainable use); land degradation (restoration of key wildlife habitats); climate change (greenhouse gas avoidance through habitat conservation); and human-wildlife health (reduce risk of zoonotic spillover from wildlife into humans, livestock or domestic animals). The program will generate the following direct global environmental benefits, (among others):

- 17.85 million hectares (ha) of terrestrial protected areas created/under improved management
- 157,000 ha of area of land restored
- 13.65 million ha of landscapes under improved management
- 44 million metric tons of carbon dioxide equivalent (Mt CO_2e) greenhouse gas emissions mitigated

The WCD IP will also explore opportunities to engage new investor groups/asset classes to support innovative financial solutions and work with the financial sector to curb wildlife trafficking. For the development of small- and medium-sized enterprises, there is also the possibility of blended finance or outside sources of concessional finance, and grant funding for technical assistance. The private sector commitments to biodiversity, climate change mitigation and adaptation, land restoration, and social equity represent further opportunities for channeling resources to target protected areas/landscapes and diversified livelihood activities. The GEF's participation in relevant multi-stakeholder platforms and finance initiatives will be used to capitalize on these opportunities.

The Global Environment Facility is the world's largest funder of biodiversity protection, nature restoration, pollution reduction, and climate change response in developing countries. **In June 2022, donor governments pledged $5.33 billion to the GEF for its next four year operating period (GEF-8). Much of the funding will be delivered through a set of 11 integrated programs that address multiple environmental threats at once.**

Contact for Wildlife Conservation for Development IP:

Adriana Moreira
amoreira@thegef.org

Hannah Tomkinson Fairbank
hfairbank@thegef.org

gef GLOBAL ENVIRONMENT FACILITY
INVESTING IN OUR PLANET

SEPTEMBER 2022

www.thegef.org

FOCAL AREAS

BIODIVERSITY

Explore

CLIMATE CHANGE

Explore

LAND DEGRADATION

Explore

CHEMICALS AND WASTE

Explore

INTERNATIONAL WATERS

Explore

BIODIVERSITY



GOAL

Globally significant biodiversity conserved, sustainably used, and restored.

MAJOR OBJECTIVES

To improve conservation, sustainable use and restoration of natural ecosystems.

To effectively implement the Cartagena and Nagoya protocols.

To increase mobilization of domestic resources for biodiversity.

MAJOR CONTRIBUTIONS TO GEBS AND MEAS

Comprehensive implementation support to the post-2020 GBF

Integrated landscape/seascape management.

Domestic resource mobilization.

CLIMATE CHANGE

GOAL

Support developing countries to make transformational shifts towards net-zero GHG emissions and climate-resilient development pathways.

MAJOR OBJECTIVES

1. Innovation, technology transfer, and enabling policies for mitigation options with systemic impacts.
    - *1.1. Accelerate the efficient use of energy and materials.*
    - *1.2. Enable the transition to decarbonized power systems.*
    - *1.3. Scale up zero-emission mobility of people and goods.*
    - *1.4. Promote Nature-based Solutions with high mitigation potential.*

2. Enabling conditions to mainstream mitigation concerns into sustainable development strategies.
    - *2.1. Support capacity-building needs for transparency under the Paris Agreement through the CBIT.*
    - *2.2. Support relevant Convention obligations and enabling activities.*

LAND DEGRADATION

GOAL

To avoid, reduce, and reverse land degradation, desertification and mitigate the effects of drought.

MAJOR OBJECTIVES

Sustainable land management.

Landscape restoration.

Address Desertification, Land Degradation and Drought (DLDD), particularly in drylands.

Improve the enabling policy and institutional framework for LDN.

MAJOR CONTRIBUTIONS TO GEBS AND MEAS

Specific objective on addressing DLDD issues.

Increased emphasis on land-based interventions for drought mitigation.

CHEMICALS AND WASTE

GOAL

Prevent pollution from harmful chemicals and waste particularly POPs and Mercury.

MAJOR OBJECTIVES

Policy reform to cleaner chemistry and eliminate existing waste.

Preventing a future build up of harmful chemicals and waste in the environment.

Eliminating harmful chemicals and waste in current waste streams and that are stockpiled in existing infrastructure and processes.

MAJOR CONTRIBUTIONS TO GEBS AND MEAS

Focus on gaps precenting sound management and to prevent a future buildup of chemicals in the environment

Harmonized approaches across jurisdictions to allow transparency in supply changes

INTERNATIONAL WATERS



GOAL

Supporting nations in transboundary cooperation in shared marine and freshwater ecosystems through 3 step process:

1. *Assess ecological & socioeconomic conditions*
2. *Agree on a regional strategic action program (SAP)*
3. *Implement the SAP*

MAJOR OBJECTIVES

Support Large Marine Ecosystems to accelerate Blue Economic Development.

Advance management in the Areas Beyond National Jurisdiction (ABNJ).

Enhance water security in shared freshwater ecosystems.

MAJOR CONTRIBUTIONS TO GEBS AND MEAS

GEBs:

- Strengthened collaboration among countries with shared water body
- New or improved marine protected areas (MPAs)
- More sustainable fisheries and aquaculture
- Reduced pollution, including from wastewater, agricultural run-off and plastics

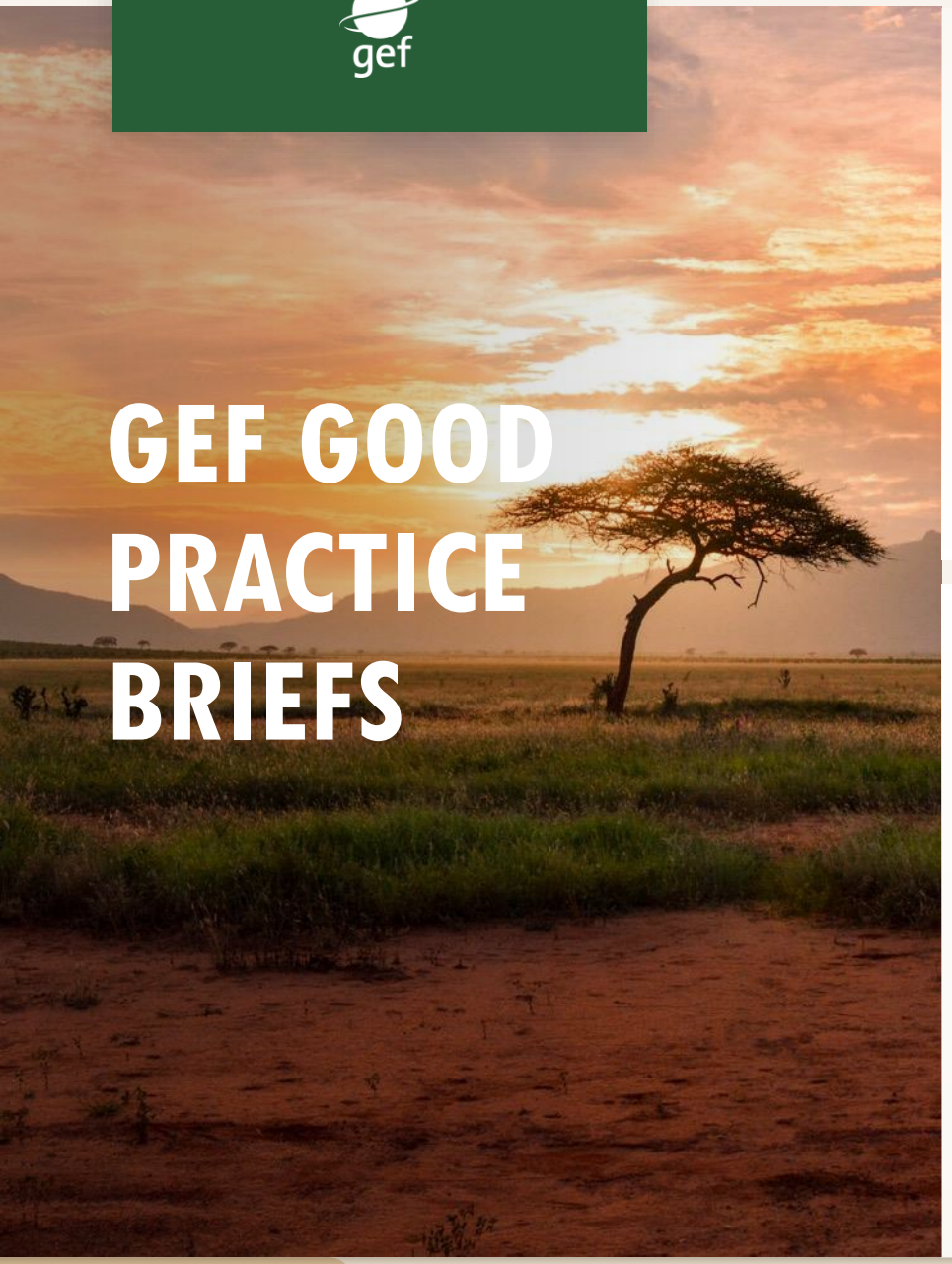

GEF GOOD PRACTICE BRIEFS

BY REGION

- AFRICA — Explore
- EASTERN EUROPE/ CENTRAL ASIA/MIDDLE EAST — Explore
- ASIA/ PACIFIC — Explore
- LATIN AMERICA/ CARIBBEAN — Explore
- GLOBAL — Explore

BY THEME

- NATURE-BASED CLIMATE CHANGE ADAPTATION — Explore
- FOOD SECURITY AND COMMUNITY ENGAGEMENT — Explore
- PRIVATE SECTOR ENGAGEMENT — Explore
- MULTI-STAKEHOLDER ENGAGEMENT — Explore

AFRICA



GEF-5

GEF ID 5503

Mainstreaming ecosystem-based approaches to climate-resilient rural livelihoods in vulnerable rural areas through the Farmer Field School methodology



GEF-6

GEF ID 9136

Family Farming Development Programme

GEF-7

GEF ID 10141

Circular Economy approaches for the electronics sector in Nigeria

COUNTRY		
SENEGAL	NIGER	NIGERIA
FOCAL AREAS		
Climate Change <LDCF>	Multi <IAP> (Land Degradation, Biodiversity, Climate Change)	Chemicals & Waste
AGENCY		
FAO	IFAD	UNEP

EASTERN EUROPE/CENTRAL ASIA/MIDDLE EAST



GEF-5

GEF ID 4469

Integrated Approach to Management of Forests in Turkey, with demonstration in high conservation value forests in the Mediterranean region

GEF-6

GEF ID 9491

Mainstreaming Conservation of Migratory Soaring Birds into Key Productive Sectors along the Rift Valley / Red Sea flyway

COUNTRY	
TURKEY	REGIONAL (Djibouti, Egypt, Eritrea, Ethiopia, Jordan, Lebanon, and Sudan)
FOCAL AREAS	
Multi (Biodiversity, Sustainable Forest Management, Climate Change)	Biodiversity (Climate Change)
AGENCY	
UNDP	UNDP

ASIA/PACIFIC



GEF-4

GEF ID 3103

Climate Resilient Rural Infrastructure in Northern Mountain Province of Vietnam



GEF-5

GEF ID 5764

Sustainable Management of Peatland Ecosystems in Indonesia (SMPEI)



GEF-6

GEF ID 9103

Building Adaptive Capacity through the Scaling-up of Renewable Energy Technologies in Rural Cambodia (S-RET)

GEF-5

GEF ID 4612

Development and promotion of non-POPs alternatives to DDT

COUNTRY			
VIET NAM	INDONESIA	CAMBODIA	INDIA
FOCAL AREAS			
Climate Change <SCCF>	Multi (Climate Change, Land Degradation, Sustainable Forest Management)	Climate Change <SCCF>	Chemicals & Waste (Biodiversity)
AGENCY			
ADB	IFAD	IFAD	UNIDO

LATIN AMERICA/CARBIBBEAN



GEF-5

GEF ID 4792

Conservation of Coastal Watersheds to Achieve Multiple Global Environmental Benefits in the Context of Changing Environments



GEF-5

GEF ID 5304

Sustainable management of bycatch in Latin America and Caribbean trawl fisheries



GEF-5

GEF ID 4772

Conservation and sustainable use of biodiversity in dry ecosystems to guarantee the flow of ecosystem services and to mitigate the processes of deforestation and desertification

GEF-6

GEF ID 9127

Asuncion Green City of the Americas – Pathways to Sustainability

COUNTRY			
MEXICO	REGIONAL (LATIN AMERICA/CARIBBEAN)	COLOMBIA	PARAGUAY
FOCAL AREAS			
Multi (Biodiversity, Land Degradation, Sustainable Forest Management)	International Waters	Multi (Biodiversity, Land Degradation, Sustainable Forest Management)	Multi <IAP> (Biodiversity, Climate Change, Chemicals & Waste)
AGENCY			
WB	FAO	UNDP	UNDP

GLOBAL



GEF-5

GEF ID 5508

Transforming the Global maritime Transport Industry towards a Low carbon Future through Improved Energy Efficiency



GEF-5

GEF ID 4934

Enhancing Capacity Knowledge and Technology Support to Build Climate Resilience of Vulnerable Developing Countries

COUNTRY	
GLOBAL	GLOBAL (Seychelles, Mauritania, Nepal)
FOCAL AREAS	
Multi (Climate Change, International Waters)	Climate Change <SCCF>
AGENCY	
UNDP	UNEP

NATURE-BASED CLIMATE CHANGE ADAPTATION

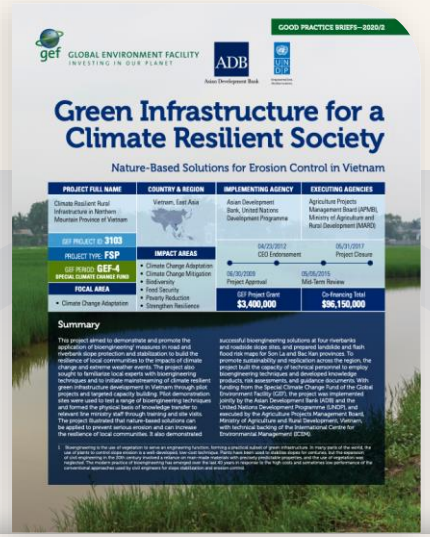

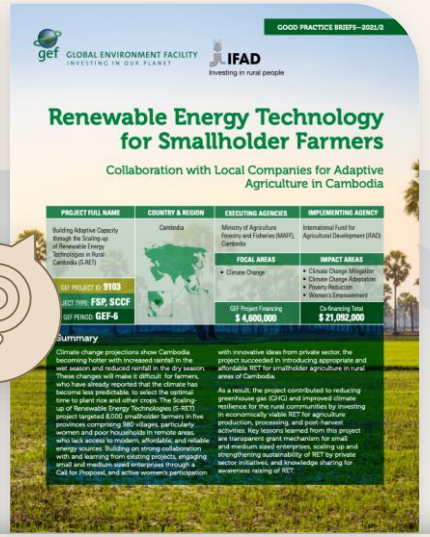

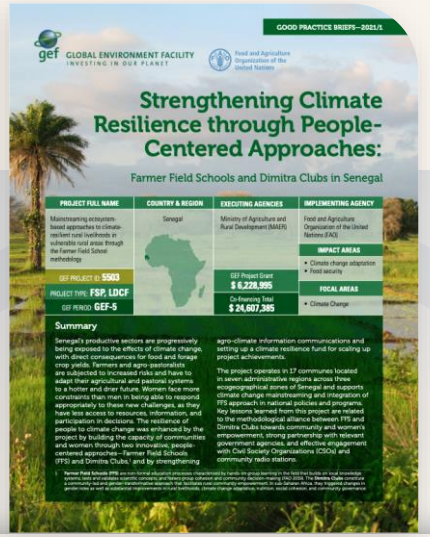

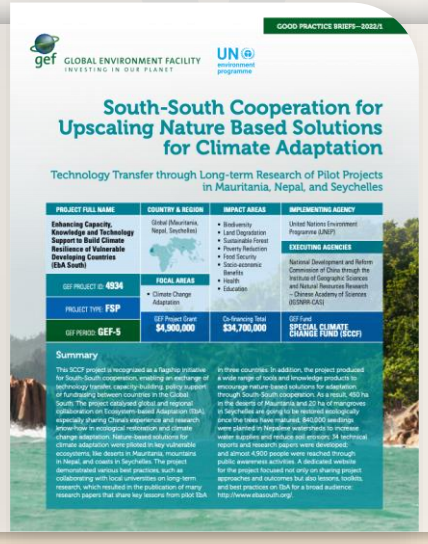

FOOD SECURITY AND COMMUNITY ENGAGEMENT

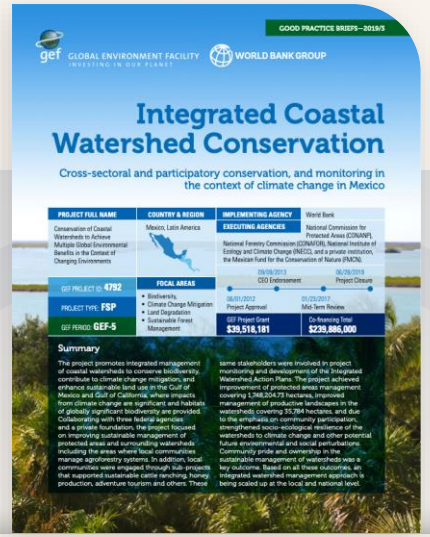









PRIVATE SECTOR ENGAGEMENT



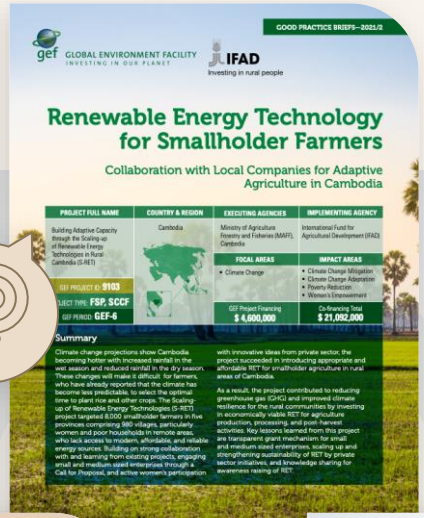





MULTI-STAKEHOLDER ENGAGEMENT







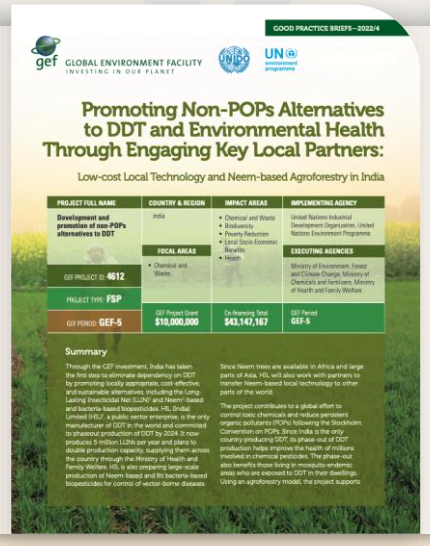

GLOBAL ENVIRONMENT FACILITY
INVESTING IN OUR PLANET

IFAD
Investing in rural people

Fostering Sustainability and Resilience for Food Security in Niger

Tackling climate change and land degradation, and scaling up sustainable natural resource management for family farming

PROJECT FULL NAME	COUNTRY & REGION	IMPLEMENTING AGENCY	IFAD
Family Farming Development Programme (ProDAF)	Niger, Africa	EXECUTING AGENCIES	Ministry of Agriculture and Livestock, High Commission for the Nigeriens Feed Nigeriens Initiative (HCi3N)
GEF PROJECT ID: **9136**			
PROJECT TYPE: **FSP**			
GEF PERIOD: **GEF-6**			

09/07/2016 CEO Endorsement — 06/30/2022 Project Closure

06/01/2015 Project Approval — 06/22/2019 Mid-Term Review

FOCAL AREAS	IMPACT AREAS
▪ Biodiversity, ▪ Climate Change Mitigation ▪ Land Degradation ▪ Climate Change Adaptation	▪ Biodiversity, ▪ Climate Change ▪ Land Degradation ▪ Food Security

GEF Project Grant	Co-financing Total
$7,636,422	**$65,300,000**

Summary

Family farming is highly vulnerable to environmental degradation in Niger, and climate change has further amplified that vulnerability. Applying integrated natural resources management and land restoration approach to improve food security, enhance resilience, adapt and mitigate climate change and conserve biodiversity, the Family Farming Development Programme (ProDAF) is making progress in tackling the main drivers of environmental degradation together with the most vulnerable family farmers in Niger. The project, so far, recovered 10,491 ha (50% of the total target) of degraded land upstream of the watersheds, and regenerated 75,065 ha (39% of the total target) of land. ProDAF is an integral part of the Resilient Food Systems (RFS), one of the three GEF-6 Integrated Approach Pilots (IAP).

Photo by Catay/Shutterstock

Harvesting forage for animals after regeneration of degraded lands @IFAD ProDAF Niger

Results and Global Environmental Benefits

By its mid-term review, the project had achieved the following global environmental benefits as well as direct benefits for local communities:

- 10,491 ha (50% of the total target) of degraded land upstream of the watersheds recovered,
- 75,065 ha (39% of the total target) of land is regenerated through assisted natural regeneration,
- 39% resurgence rate of woody and herbaceous plant species that had disappeared due to climate change,
- Reduction of GHG emission, currently estimated at -6.3 tCO2eq per hectare per year for biomass, and -5.3 tCO2eq per hectare per year for soil,
- Increase in agricultural production up to 3 times higher yields through the adoption of sustainable land management best practices,
- Increase in household income to XOF 70,000 (approximately $117) per year through the sale of products and by-products (mainly straw), and
- Improve market access for smallholder farmers through construction of wholesale markets and crop collecting facilities, and construction / rehabilitation of 850 km of rural roads to support local infrastructures.

Ultimately, the project is expected to recover 20,500 ha of land upstream of the watershed, promote 190,000 ha of land under assisted natural regeneration and improved seed, and strengthen soil carbon storage (350,000 tons of carbon equivalent per year).

Environmental Challenge

The project was designed to address both long-term (climate change impacts on production potential) and short-term (food and nutrition security) impacts. Climate change impacts on production potential are related to the fertility, soil quality, and water availability of family farms in Niger. Wind and water erosion is leading to siltation of watersheds, deforestation, loss of animal and vegetal biodiversity, and declining groundwater level in the regions. These threats are also resulting from land tenure pressures exacerbated by high population densities, widespread unsustainable land and natural resources management practices, and increasing conflicts over natural resources. The project adaptively addresses these issues through knowledge sharing of successful natural resource management approaches and learning across three regions, Maradi, Tahoua and Zinder.

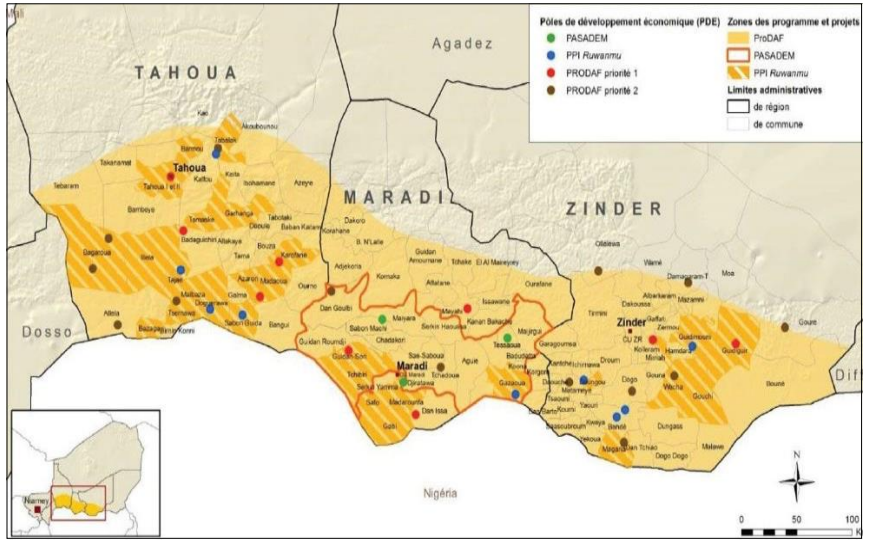

Figure 1: Family Farming Development Programme area in Niger @ IFAD ProDAF Niger

Integrated Approach and Key Project Features

ProDAF is working on integrated solutions to improve food security while addressing drivers of environmental degradation. The project is demonstrating and scaling up innovative approaches to enhance resilience and climate adaptation.

Scaling up successful practices through capacity building

Strong engagement of beneficiaries, the most vulnerable family farmers in the regions, is an important element of the program's success and sustainability. The adapted approach, assisted natural regeneration and land rehabilitation practices, allowed the poorest to participate in the activities and to take the best advantage of them, improving quality of their land and increasing yields with locally appropriate simple techniques. These direct benefits to the most vulnerable family farmers are vital incentives for them to actively engage in the project.

Capacity building for both family farmers and local and national governments is another important feature of the project. For smallholder farmers, training on sustainable land management practices and climate resilient farming techniques were provided through farmer's school in the villages. With the capacity building for local and national governments, national policy on sustainable land management started fully implementing on the ground and mainstreaming into the Niger's Economic and Social Development Plan 2017-2021.

Strengthening institutional framework

The project is executed by the Ministry of Agriculture and Livestock, which works closely with the High Commission for the Nigeriens Feed Nigeriens Initiative (HCi3N). In addition to the agriculture and food related institutions, the project also collaborated with major stakeholders related to water, irrigation, environmental issues and local small businesses including the Regional Directorate of the Environment, Water User Associations, local authorities (communes), Public Building and Works, regional and departmental services for waterworks, specialized service providers, and the Regional Agriculture Chambers. These major stakeholders engagement in the project promoted synergy of action across different stakeholders.

Lessons Learned

Building on a successful series of IFAD and GEF projects, the project scaled up sustainable natural resource management approaches and ensured resilient family farming in Niger's the most affected regions by wind and water erosion. Knowledge sharing and exchanging platforms on sustainable land management practices and ascertaining land tenure among both family farmers and local governments was a key to scaling up the project in other regions. As a result of the project, the Platform for Dialogue on Sustainable Land Management was established both at the national and regional levels. Niger's successful practices are now shared beyond the country, as integrated approach to address land degration, water, GHG emission and biodiversity loss (for instance, at the UNCCD COP14 in in India, September 2019). In addition, strong partnership with local research institutions was useful to improve scientific monitoring and impact evaluation.

Women's contribution to land restoration activities @IFAD ProDAF Niger

References and Multimedia

- Resilient Food Systems website: http://www.resilientfoodsystems.co/
- ProDAF's factsheet, available at http://www.resilientfoodsystems.co/sites/default/files/2019-09/Niger_Country_Fact_Sheet.pdf

Contact

- Jean-Marc Sinnassamy, GEF, Sr. Environmental Specialist, jsinnassamy@thegef.org
- Jonky Tenou, IFAD Task Manager for the Programme, y.tenou@ifad.org
- Abdoullaye Soumaila, Family Farming Development Programme (ProDAF), abdoullaye.soumaila@prodaf.net

Available at:

http://www.thegef.org/topics/knowledge-learning

The GEF Good Practice Briefs showcase examples of GEF investments that align with GEF 2020 Strategies and GEF-7 Programing Directions and Policy Recommendations. Featured projects were selected by the GEF Secretariat from a pool of nominations by GEF Agencies, taking into consideration approaches used to generate multiple global environmental benefits and co-benefits, and to achieve clear results and/or sustainability. Because the Briefs include projects that are implemented under different contexts, the practices highlighted should not necessarily be considered as universally applicable.

The Global Environment Facility (GEF) was established on the eve of the 1992 Rio Earth Summit to help tackle our planet's most pressing environmental problems. Since then, the GEF has provided more than **$21.1 billion** in grants and mobilized an additional **$114 billion** in co-financing for more than **5,000 projects** in **170 countries**. Through its Small Grants Programme, the GEF has provided support to more than 25,000 civil society and community initiatives in 133 countries.

gef GLOBAL ENVIRONMENT FACILITY
INVESTING IN OUR PLANET

IFAD
Investing in rural people

FEB 2021
978-1-948690-74-4
www.thegef.org

GLOBAL ENVIRONMENT FACILITY
INVESTING IN OUR PLANET

IFAD
Investing in rural people

Enhancing Engagement of Private Sector and Local Communities on Peatland Management

Innovative Policies and Monitoring System in Indonesia

PROJECT FULL NAME	COUNTRY & REGION	IMPACT AREAS	IMPLEMENTING AGENCY
Sustainable Management of Peatland Ecosystems in Indonesia (SMPEI)	Indonesia	▪ Climate Change Mitigation ▪ Land Degradation ▪ Sustainable Forest Management ▪ Poverty Reduction ▪ Food Security ▪ Socio-economic Benefits ▪ Education	International Fund for Agricultural Development (IFAD) **EXECUTING AGENCY** Ministry of the Environment and Forestry (MOEF), Center for International Forestry Research (CIFOR)
GEF PROJECT ID: **5764**	**FOCAL AREAS**		
PROJECT TYPE: **FSP**	▪ Multi Focal Area	GEF Project Grant **$ 4,766,756**	Co-financing Total **$ 21,745,000**
GEF PERIOD: **GEF-5**			

Summary

Indonesia has nearly 25 million hectares of peatlands, which provide unique ecosystem services and a source of livelihood to rural populations. Peatlands in Indonesia store an estimated 46 gigatons of carbon equivalent to approximately 8-14 percent of all global soil carbon. Despite the local and global importance of these ecosystems, they face a growing number of threats, including logging; agricultural conversion by smallholder farmers and large private sector plantations; fires; and drainage. The project is promoting sustainable peatland management, secure carbon stocks, and conservation of biodiversity, while improving the living standards of local communities. Key features are i) strong government commitment to policy development and implementation; ii) an innovative monitoring system developed with the private sector; and iii) community-based peatland action with multi-stakeholder partnership.

As a result, the government has developed 12 regulations for sustainable use of peatland ecosystems, as well as 10 technical guides on peatland management. Furthermore, in collaboration with plantations, it has established an innovative early warning system to protect against peatland fire. In addition to policy development at the national level, oil palm and forest plantations in the target landscape in Riau province improved agricultural practices on 300,000 ha. Moreover, 14 villages have developed Community-based Peatland Action Plans, constructing 313 units of canal blocks.

Field monitoring and evaluation for SMPEI – Community Self-Sustaining Program@ SMPEI

The GEF has supported the continuous efforts of Indonesia for sustainable peatland management from GEF-3 (2002) to GEF-7 (2021), building on successes and learning along the way.[1] The GEF-5 project generated several key lessons. First, strengthening food security and local socio-economic benefits was critical for active community engagement in peatland management, including women and youth. Second, sharing national and local levels of experience with others to initiate and strengthen sustainable tropical peatland management on a global level was critical.

Results and benefits

The project's key results to date are below.

- Reduction of greenhouse gas (GHG) emission: **19,270,183 tCO2e** (140 percent beyond the target goal of 14 million tCO2e)
- Oil palm and forest plantations in the landscape area under improved agricultural practices: **300,000 ha**
- Water levels in the village land raised by 313 units of canal blocks constructed in 14 villages: estimated at **9,200 ha**[2]
- Development of new national policy/regulation: finalization and approval of **12 government regulations** and subregulations for the sustainable use of peatland ecosystems (400 percent beyond target goal of 3 subregulations)
- Development of technical guidance: **10 technical guides** on peatland management
- Development of innovative and integrated peatland monitoring system as an early warning system of peatland fire
- Number of direct beneficiaries: **7,326** (including 6,486 with improved drinking water supply and 840 directly benefiting from livelihood demonstration plots)
- Number of indirect beneficiaries: **22,000** (from 313 units of canal blocks, which provide water for agriculture and reduce exposure of local communities to peatland degradation and fires)

1 Continuous GEF investments include the Integrated Management of Peatlands for Biodiversity and Climate Change (GEF-3, GEF ID 1769), ASEAN Peatland Forests Project (GEF-4, GEF ID 2751), Integrated Management of Peatland Landscapes in Indonesia (GEF-6, GEF ID 9239), and Strengthened Systems for Community-based Conservation of Forests and Peatland Landscapes in Indonesia (GEF-7, GEF ID 10731).
2 This figure is based on 30 ha per canal block multiplied by 313 unit of canal blocks constructed.

- Increase in income generation: 76 percent of the 152 respondents earning additional monthly income of more than 500,000 Indonesian Rupiah (IDR) with demonstration plot activities
- Knowledge products/sharing: **videos introducing project activities, books,** and the Directorate of Peatland Degradation Control's (DPDC) **website** http://pkgppkl.menlhk.go.id (in both Bahasa Indonesia and English) to compile all relevant knowledge products related to peatlands.

Environmental challenge

Peatland forests in Indonesia provide unique ecosystem services and are a source of livelihood to rural populations, and peatland ecosystems are rich in biodiversity, containing many endemic, rare and endangered species. These ecosystems represent an important source of goods and services that benefit both local and international communities, including flood and fire prevention, carbon sequestration and storage, provision of timber and non-timber forest products, and cultural and spiritual well-being. Peatlands in Indonesia store an estimated 46 gigatons of carbon equivalent, the largest in tropical peatlands, which is about 8-14 percent of all global soil carbon. Thus, Indonesian peatlands are critical "irrecoverable carbon" that remains within human capacity to manage. If lost, the carbon could not be recovered by mid-century, the deadline for reaching net-zero emissions to avoid the worst climate impacts.[3]

Despite the local and global importance of these ecosystems, they face growing threats. These include logging; agricultural conversion by smallholder farmers and large private sector plantations; fires; and drainage of peatlands. Between 2015-19, around 1.9 million ha of peatland in the country have been burned. The expansion of plantations for oil palm and pulp and paper, and the associated drainage of peatlands, has been the primary cause of deforestation, biodiversity loss, and peatland subsidence. The drying out of peatlands due to drainage has made peat forests extremely susceptible to fire; this is further exacerbated by drought effects from El Nino. The ensuing fires have led to massive loss of biodiversity, depletion of carbon stocks, and premature deaths from respiratory diseases, among other negative impacts. Thus, it is important to transition to fire-free sustainable peatland management in both large plantations and smallholder farms.

Integrated approach and key features

Government commitment to policy development and implementation

Supported by a strong commitment by the Indonesian government, the project has developed and implemented 12 government regulations and subregulations for the sustainable use of peatland ecosystems and an additional 10 regulations and/or technical guides on peatland management. This supported the roll out of Regulation for the Protection and Management of Peatland Ecosystem (PP71/2014 amended as PP57/2016), an innovative national policy on sustainable peatland management and restoration. It focuses more on establishing peatland degradation characteristics, criteria, and standards requirements and guidelines for protecting and managing the peatland ecosystem. Under Regulation PP57/2016, the private sector must develop workplans for rehabilitation and restoration of peatland in its concession areas. In the project area, 11 companies with total areas of 295,703 ha have enhanced water management of oil palm and forest plantations.[4] Furthermore, a specific guidance on protection and management of peat doom was also established based on a corrected map at a scale of 1:250,000 using Peatland Hydrological Unit (PHU) demarcation.[5]

Most importantly, the Ministry of the Environment and Forestry (MOEF) enacted a new National Peatland Strategy in 2020: the National Peatland Ecosystems Protection and Management Plan (RPPEG) 2020-2049 (SK 246/2020). This decree is the first national peatland strategy to cover such a long period in the world. With another regulation,[6] the decree provides guidance to local governments in establishing RPPEGs at provincial and district/city level. These plans identify the entire process — from preparation, stipulation, and amendment, to monitoring, evaluation, and financing. Copies of the National RPPEG have been distributed to 154 districts and cities throughout Indonesia.[7] To fully implement peatland management regulations, the government has developed, approved, and implemented a series of subregulations and technical guidelines. These included the Procedures for Inventory and Determination of Peat Ecosystem Functions (P14/2017), Procedures for Measuring Groundwater Levels in Peat Ecosystem at Designated Monitoring Points (P15/2017), and Technical Guidelines for Functions Recovery of Peat Ecosystem (P16/2017).[8] The project pioneered application of landscape-level approaches, such as Peatland Hydrological Units (PHU), in the national regulatory and planning frameworks. As a key unit for planning and management, PHU is critical to ensure long-term sustainability of peatlands for a proper ecosystem approach to prevent fire and minimize degradation. Under the new regulations, the Determination of National Peatland Hydrological Units (PHU) Map (SK129/2017) and Determination of Map of National Peatland Ecosystem Functions (SK130/2017), 214 PHUs have been mapped at 1:50,000 scale since the project started.

Innovative monitoring system developed with private sector

Based on an inventory and determination of peatland ecosystem function, procedures for measuring groundwater levels in peat ecosystem, and PHU maps developed under the regulations, the project has developed innovative national peatland monitoring systems with a combination of remote-sensing data and ground-level data collection. This monitoring system established Indonesia's first National Media Control Room for fire prevention. With this monitoring data on peatland ecosystem and groundwater level, MOEF has established a new web-based Peatland

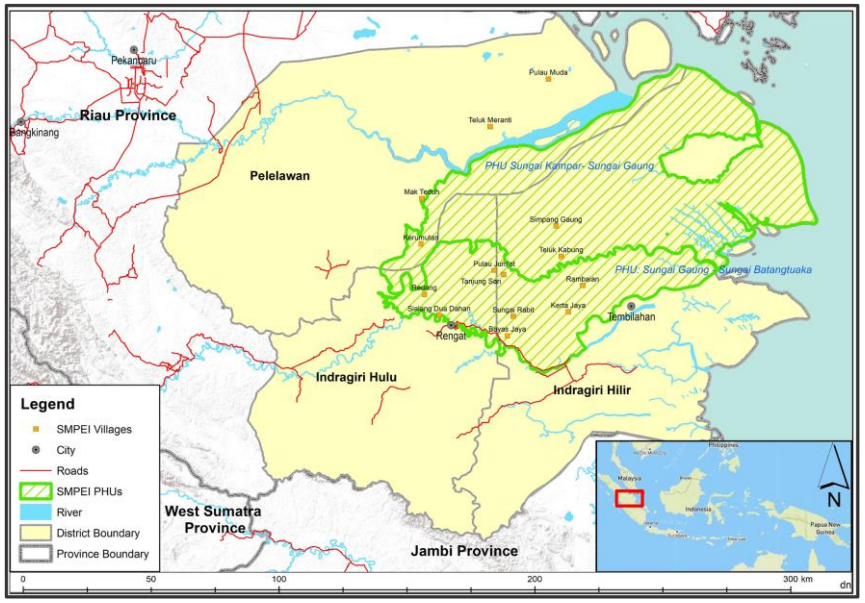

Project area in Riau Province, Sumatra[9] @ IFAD

3 Indonesian peatlands are critically important to "irrecoverable carbon" worldwide (Noon et al. 2021), https://www.nature.com/articles/s41893-021-00803-6.pdf.
4 A technical guide on peatland ecosystem recovery function for government at the national/provincial/local level, business units, and community was also developed.
5 The regulation is a breakthrough policy to protect peat doom areas as the areas dictated as a conserved and protected areas for water reservoir in the Peatland Hydrological Unit (PHU) (P10/2019).
6 The other regulation is the Procedures for Preparation, Determination and Amendment of Peatland Ecosystem Protection and Management Plan (P60/2019).
7 A Provincial RPPEG of Central Kalimantan has been stipulated by the Governor of Central Kalimantan, and the Provincial RPPEG of Riau Province and the RPPEG for Pelalawan District are under development.
8 This technical guideline (P16/2017) emphasizes peat-related matters, including definitions and additional requirements to protect/conserve peatland areas within plantation concessions.
9 The project area is part of the three administrative districts of Indragiri Hilir, Indragiri Hulu, and Pelalawan, including 14 target villages. The PHUs (highlighted yellow) cover about 850,000 ha and include about 5 percent of the nation's peatlands.

Water Level Information System (SiMATAG-0.4m) under national budget and further developed by the project.[10] The system will also be able to cross-check validity of data from plantation companies on water levels. It was developed to provide information on the progress of peatland restoration through analysis of peatland water level monitoring data and rainfall in peatlands, development of rewetting infrastructure, and monitoring of vegetation rehabilitation results. SiMATAG-0.4m measures over 3.2 million ha of peatlands under management of private sector at more than 10,000 sites. In addition, each month it monitors information from the Peatland Restoration Agency (BRG) at 154 points outside of concessions in seven provinces. Thus, the private sector plays a pivotal role in strengthening the national peatland fire prediction, monitoring, and warning system. In partnership with the private sector (oil palm and forest plantations), an automatic data logger for water management sensors in peatlands within concession areas transmits groundwater-level information to the national monitoring system through live updates.

MOEF is developing a more comprehensive system — the Information System for the Protection and Management of Peat Ecosystems (SiPPEG) — under the project. The SiPPEG incorporates several systems: SiMATAG-0.4m; SiPALAGA (water-level monitoring data from community area provided by the Peatland and Mangrove Restoration Agency); Sekat Kanal Infrastructure (canal blocking); and other information on land cover, forest fire, and weather to generate peatland fire warning alerts, including FAO's earth observation data.[11] The SiPPEG aims to provide real time information and be a platform for 8 applications, namely IKEG (peat ecosystem quality index), Neraca Air (water balance/ soil moisture), RPPEG, PROPER (Program for Pollution Control Evaluation and Rating), WASGAKKUM (law enforcement oversight), GHG emissions, early warning system, and TMAT (groundwater level). The system will also be able to generate information on changes in average water tables across peatland landscapes, which can more accurately estimate GHG emissions and reductions. MOEF is using this system to develop a new internationally recognized methodology for GHG emission prediction and monitoring for tropical peatlands and potentially enable the refinement of IPCC emission factors.

Community-based peatland action with multi-stakeholder partnerships

In addition to national regulations and monitoring systems, Community-based Peatland Action Plans (RKMs) have been developed through multi-stakeholder partnership for 14 villages within the three target districts. RKMs are used to develop and promote rewetting activities, revegetation, and revitalization of community economic activities/livelihood. District Project Management Coordinators and Village Facilitators guided participatory assessment and RKM in each village in 2019 and 2020. Community peatland management groups — the Working Team for Protection and Management of Peatland Ecosystem (TK-PPEG) — were also established to develop and implement the RKMs. They included members of different groups such as local fire brigades, farmers' groups, and the village committee. As a result, 313 units of canal blocks were constructed in the project area by the end of 2021, which restored the hydrology of the landscapes in the PHUs. Since the RKMs and TK-PPEG model worked well, the Directorate of Peatland Degradation Control (DPDC) has replicated a similar model in 53 villages in other peatland provinces.

Different multi-stakeholder partnerships among local governments, local communities, and companies collaborated to prevent fires and enhance water management in peatlands. For example, different community groups were established/re-activated for fire prevention and control measures through participatory assessment and the RKM development process. A WhatsApp group was established in 2018 to link government representatives from the Riau province, districts, villagers, and people involved in project implementation. This group is intended to support communication, coordination, and information and knowledge exchange related to peat ecosystem management. At the same time, it is used to share information and build links across the three districts and share good practices such as fish cultivation in canals. For members without access to mobile devices, face-to-face community forums and training for the three districts took place to share information and lessons learned. Coordination and partnership activities were also carried out in each village. Participants included village government, village heads, community fire brigade, TK-PPEG members, village consultative body, Bhayangkara Trustees of Community Security and Order, police representatives, and Natural Resources Conservation Agency.

10 SiMATAG-0.4m ultimately informs peatland fire prevention based on the level of groundwater on peatlands, which also describes level of moisture in the peatland itself (soil moisture). The level of groundwater on peatlands (0.4m below the peatland surface) is one of the indicators to anticipate or prevent fires on peatlands.

11 To support development of the system, the project team negotiated with FAO to get technical support and access to its data from the System for Earth Observation Data Access, Processing, and Analysis for Land Monitoring (SEPAL). Large amounts of data from FAO have now been downloaded and integrated into the system.

Lessons learned

Strengthening food security and local socio-economic benefits

It was critical to ensure food security and socio-economic benefits for local communities to promote sustainable peatland management at the community level. To complement the dominance of cash crops (rubber and oil palm) in the target villages, the project interventions have enhanced the availability of fish in rewetted peatlands in some target villages. The project also adopted a series of intercropping systems of short-term crops (e.g. spinach, chili, water spinach), medium-term crops (e.g. pineapple, avocado) and long-term crops (e.g. jelutong, sago) in the demonstration plots to improve local communities' nutritional status. This has increased food and nutrition security, as well as climate resilience of local communities via diversification of subsistence and cash crops. The impact survey has shown local smallholder farmers have replicated these crops and cultivation methods in their own land, especially for vegetables (28 percent of respondents), pineapple (24 percent), ginger (12 percent), areca nut (4 percent), and others. In addition, 43 livelihood activities have been undertaken since 2019 as a part of RKMs.

Aside from local food security, the project has provided other local socio-economic benefits. The impact survey during the Mid-term Review Mission (May-June 2021) revealed that 78 per cent of 152 respondents have benefited from the canal blocks. These provided a water source for agriculture and made the local communities less vulnerable to peatland degradation and fires. The survey also showed that both women and youth have benefited from project activities. The women especially engaged in the demonstration plot activities such as planting, monitoring, maintaining, and harvesting crops, as well as harvesting fish in canal blocks. Youth groups in the project villages have been helping build canal blocks, develop demonstration plots, and implement fire prevention and protection activities in fire-prone peatland areas. The participatory planning process of RKMs has considered all these aspects for each project village through TK-PPEG. These RKMs will be updated yearly. Furthermore, three drinking water treatment plants were developed to serve 6,400 people in three project villages. The plants have brought significant benefits by reducing the cost of clean water by 80 per cent and saving significant time spent to purchase/ collect water from distant sources.

Discussion in a village @ SMPEI

South-South cooperation to initiate global tropical peatland management

The Government of Indonesia has widely shared its experience on peatland management strategy, innovative monitoring systems, and development and implementation of community peatland management action plans. It also actively engaged in other peatland management initiatives through the UNFCCC COPs, ASEAN Task Force on Peatlands, Global Peatland Initiative, and others. These examples of South-South cooperation are contributing to regional and global initiatives to strengthen tropical peatland management. By sharing its experience, Indonesia's National RPPEG will serve as an example to ASEAN neighbouring countries. Specifically, it will inform an update of the ASEAN Peatland Management Strategy and the ASEAN Haze-Free Roadmap for 2021–2030. This cooperation with ASEAN is key to advance sustainable peatland and a haze-free agenda in the region. The Government of Indonesia also founded the International Tropical Peatland Center with the Democratic Republic of Congo, Republic of Congo, and Peru. In addition, it sponsored and adopted the resolution on "Conservation and Sustainable Peatland Management" in the fourth United Nations Environment Assembly in March 2019.

References and multimedia

- **Corrective Action on Peatland Protection and Management in Indonesia - Towards Sustainable Peatlands Management 2019-2020 (2021),** http://pkgppkl.menlhk.go.id/v0/wp-content/uploads/2022/01/CORRECTIVE-ACTION-ON-PEATLAND-PROTECTION-AND-MANAGEMENT-IN-INDONESIA-06des_.pdf
- **Directorate of Peatland Degradation Control (DPDC)** Website, http://pkgppkl.menlhk.go.id/v0/en/
- **Mid-term Review Final Aide Memoire (2021)**, https://www.thegef.org/projects-operations/projects/5764
- **Project design report,** https://www.thegef.org/projects-operations/projects/5764
- **Project Implementation Report 2021,** https://www.thegef.org/projects-operations/projects/5764
- **Video about the project,** https://www.youtube.com/watch?app=desktop&v=q54j-RAMzRY&feature=youtu.be

Development of Canal Blocking by Community Group @ SMPEI

Participatory Monitoring Canal Blocking @ SMPEI

Contact

- Hannah Fairbank, Asia Regional Coordinator and Senior Biodiversity Specialist, GEF, hfairbank@thegef.org
- Ulrich Apel, Land Degradation Focal Area Coordinator and Senior Environmental Specialist, GEF, uapel@thegef.org
- Ivan Cossio Cortez, Indonesia Country Director, IFAD, i.cossio@ifad.org
- Dilva Terzano, Environment and Natural Resource Management Specialist, IFAD, d.terzano@ifad.org
- Sri Parwati Murwani Budisusanti, SMPEI Project Director and Director of Peatland Degradation Control Directorate, Ministry of Environment and Forestry (MOEF), Republic of Indonesia, spm_budisusanti@yahoo.com

The GEF Good Practice Briefs showcase examples of GEF investments that align with GEF strategies and GEF programming directions and policy recommendations. The GEF Secretariat selected featured projects from a pool of nominations by GEF agencies, taking into consideration approaches used to generate multiple global environmental benefits and co-benefits, and to achieve clear results and/or sustainability. Because the Good Practice Briefs include projects implemented under different contexts, the practices highlighted should not necessarily be considered universally applicable.

The Global Environment Facility was established on the eve of the Rio Earth Summit to tackle our planet's most pressing environmental problems. Since then, it has provided more than **$21.7 billion** in grants and mobilized an additional **$119 billion** in co-financing for more than **5,000 projects** and programs. The GEF is the largest multilateral trust fund focused on enabling developing countries to invest in nature, and supports the implementation of major international environmental conventions including on biodiversity, climate change, chemicals, and desertification. It brings together 184 member governments in addition to civil society, international organizations, and private sector partners. Through its Small Grants Programme, the GEF has provided support to more than 26,000 civil society and community initiatives in 135 countries

gef GLOBAL ENVIRONMENT FACILITY
INVESTING IN OUR PLANET

IFAD
Investing in rural people

FEB 2022
978-1-948690-90-4
www.thegef.org

GLOBAL ENVIRONMENT FACILITY
INVESTING IN OUR PLANET

UN environment programme

South-South Cooperation for Upscaling Nature Based Solutions for Climate Adaptation

Technology Transfer through Long-term Research of Pilot Projects in Mauritania, Nepal, and Seychelles

PROJECT FULL NAME	COUNTRY & REGION	IMPACT AREAS	IMPLEMENTING AGENCY
Enhancing Capacity, Knowledge and Technology Support to Build Climate Resilience of Vulnerable Developing Countries (EbA South)	Global (Mauritania, Nepal, Seychelles)	▪ Biodiversity ▪ Land Degradation ▪ Sustainable Forest ▪ Poverty Reduction ▪ Food Security ▪ Socio-economic Benefits ▪ Health ▪ Education	United Nations Environment Programme (UNEP) **EXECUTING AGENCIES** National Development and Reform Commission of China through the Institute of Geographic Sciences and Natural Resources Research – Chinese Academy of Sciences (IGSNRR-CAS)
GEF PROJECT ID: **4934**	**FOCAL AREAS** ▪ Climate Change Adaptation		
PROJECT TYPE: **FSP**			
GEF PERIOD: **GEF-5**	GEF Project Grant **$4,900,000**	Co-financing Total **$34,700,000**	GEF Fund **SPECIAL CLIMATE CHANGE FUND (SCCF)**

Summary

This SCCF project is recognized as a flagship initiative for South-South cooperation, enabling an exchange of technology transfer, capacity-building, policy support or fundraising between countries in the Global South. The project catalysed global and regional collaboration on Ecosystem-based Adaptation (EbA), especially sharing China's experience and research know-how in ecological restoration and climate change adaptation. Nature-based solutions for climate adaptation were piloted in key vulnerable ecosystems, like deserts in Mauritania, mountains in Nepal, and coasts in Seychelles. The project demonstrated various best practices, such as collaborating with local universities on long-term research, which resulted in the publication of many research papers that share key lessons from pilot EbA in three countries. In addition, the project produced a wide range of tools and knowledge products to encourage nature-based solutions for adaptation through South-South cooperation. As a result, 450 ha in the deserts of Mauritania and 20 ha of mangroves in Seychelles are going to be restored ecologically once the trees have matured; 840,000 seedlings were planted in Nepalese watersheds to increase water supplies and reduce soil erosion; 34 technical reports and research papers were developed; and almost 4,900 people were reached through public awareness activities. A dedicated website for the project focused not only on sharing project approaches and outcomes but also lessons, toolkits, and best practices on EbA for a broad audience: http://www.ebasouth.org/.

Tree nursery on Praslin Island in the Seychelles. @UN Environment Programme / Aidan Dockery

The project generated several key lessons. First, project preparation needs to be rigorous and scientifically based to generate valid and reliable evidence for interventions; early capacity-building would help for sound implementation. Second, continuous consultation with local communities to understand local socio-economic conditions, and consensus building and communication with local communities and governments about long-term benefits and trade-offs, are critical for sustainability of EbA. Third, adaptive management is necessary to ensure the sustainability of interventions and needs to be integrated into project design. Fourth, EbA investments are still experimental in nature, which means it is critical to document lessons learned. Finally, cross-nation exchanges were important due to limited local EbA experiences and to improve quality of South-South cooperation; professional interpreters help improve the flow of knowledge and learning.

Results and benefits

The project's key results to date are below.

- Successfully promoted South-South cooperation on EbA, particularly through exchanging knowledge and experience from China to the pilot countries and beyond, as well as peer to peer learning among the pilot countries. This created a community of practice for further replication and extension of the EbA approach.
- Ecologically restore 450 ha in the deserts of Mauritania and 20 ha of mangroves in Seychelles once the trees have matured and planted over 840,000 seedlings on the mountain slopes in Nepal, with multiple alternative livelihood options piloted.
- Established long-term research programs in partnership with local universities in three countries to measure the short- and long-term effects of EbA interventions within the project and developed 34 technical reports and research papers.
- Developed a large number of knowledge products, such as EbA planning tools, handbook, education curriculum, good practice case studies, lessons learned from the project, and an interactive web-based platform for effective EbA planning and implementation.
- Reached almost 4,900 people through climate change awareness-raising at international, national and community levels.

- Supported 187 households to diversify their food production through vegetable farming and beekeeping, which increased resources for personal consumption and extra income in Nepal.
- Put forward the revision of related policy, which was later approved as the Seychelles wetland policy and action plan (2018-2022) by the Ministers of the Cabinet. The policy defines wetlands and the types of wetlands, as well as their status, trends, and threats.
- Developed sustainable financing plans for ecological restoration in Seychelles based on market assessments of ecosystem services (e.g. ecotourism), which have been used for cost-benefit analyses of adaptation interventions.[1]
- Create multi-use greenbelts once the trees have matured in Mauritania using indigenous drought-resilient species. These greenbelts protect crops from wind erosion and desertification by holding the soil and retaining moisture in the ground.
- Built community-managed tree nurseries to supply the required trees for desertification control in Mauritania. Training was also provided to understand which trees to plant for desertification control.

Environmental challenge

Climate change has substantial impacts on local communities in Asia-Pacific and Africa regions because communities heavily rely on ecosystems for their livelihoods. Temperatures are rising and the frequency and intensity of climate-related disasters such as floods, landslides, fires, and droughts is increasing. Thus, associated negative effects include, inter alia, a decline in agricultural productivity, deterioration in the natural resource base, and undermined livelihoods. Furthermore, communities have limited capacity to cope with the effects of climate change. Given that livelihoods of vulnerable local communities are integrally linked to natural resources, EbA potentially offers low risk and cost-effective means of building the resilience of such communities to climate change. This is because such an approach focuses on maintaining the flow of goods and services provided by well-managed ecosystems such as hydrological regulation, soil retention, climate regulation, and the provision of food, building materials, or medicinal plants.

In Seychelles, Planting mangroves@ EbA South

However, there is limited information and technical capacity available for effective implementation of EbA—guided by evidence-based decision-making—across Africa and Asia Pacific. This is because i) information on the long-term efficacy of climate change adaptation and ecosystem management interventions is not being collated, synthesized, analyzed, and disseminated; ii) EbA interventions are not being implemented within a rigorous scientific framework of long-term research; iii) policy and legal frameworks are not incentivizing large-scale EbA; and iv) training on good practices for EbA is not being provided to ecosystem managers and adaptation practitioners. This SCCF project aimed to enhance the climate resilience of communities in Mauritania, Nepal, and Seychelles by building institutional capacity, mobilizing knowledge, and transferring appropriate EbA technologies. The project also planned to address these gaps by catalyzing large-scale implementation of EbA technologies across Africa and Asia-Pacific regions.

Integrated approach and key features

EbA interventions for technology transfer and long-term research

Although EbA intervention and post-project maintenance vary according to social, economic, and biophysical contexts, knowledge sharing and practical learning on EbA technology took place mainly through the joint development and implementation of the Long-Term Research Programme (LTRP) and EbA interventions. In Nepal, for example, the development of EbA interventions started with assessing local practices and determining whether these practices can be improved or upscaled before introducing new approaches. A local expert identified practices through extensive field visits and interviews with local stakeholders, including community forest groups, women's groups, farmers, and district officers. Based on these findings, the Chinese and South African experts designed possible interventions together with the local expert and advised on their implementation and monitoring against project indicators and targets. The EbA interventions included setting up plant nurseries and seedling propagation; mixed plantation of bamboo, banana, and salix on degraded riverbanks for soil erosion control; and cardamom plantations and crop diversification to improve livelihoods.

The LTRP included establishment of a permanent monitoring site, as well as research on the short- and long-term effects of EbA interventions. For instance, to establish the monitoring site in Nepal, the Nepalese experts were first invited to visit the Ecosystem Research Network stations in China to see how the monitoring sites were set up, operated, and contributed to research activities. Specific research data and equipment needs for watershed management from the Nepalese side were jointly identified with South African experts. The Ministry of Population and Environment (now called the Ministry of Forests and Environment), together with Chinese experts, then identified Tribhuvan University as a partner to lead the LTRP. The site with monitoring plots and a meteorological station was established in 2016 and complemented by a hydrological station in 2017. The data collected are used at local level and integrated into the national level through the Ministry of Hydrological and Meteorology. This site will be independently managed by Tribhuvan University together with the Government of Nepal beyond the project period.[2] The project also contributed to the development of Nepal's national adaptation plan.

Chinese and South African experts on data-collection methodologies provided trainings to develop early capacity in countries. These trainings included developing and conducting household surveys to measure vulnerability and awareness changes in response to EbA interventions. Technology transfer took place between Chinese and Nepalese experts, as well as between experts from Mauritania and Seychelles through interregional capacity-building workshops, exchange visits, and a web-based knowledge platform. The Chinese technology involving EbA in the Green Wall in the heart of the Takalamakan deserts was of value for the Mauritania work. In addition, Chinese and Mauritanian ecologists and scientists involved in the project held many exchanges.[3]

South-South cooperation for knowledge exchange and capacity building

South-South cooperation was at the centre of this project. Starting from its design stage, the project jointly developed an EbA implementation plan among the three pilot countries, while interregional cooperation in Africa and Asia-Pacific on knowledge exchange and capacity building was designed in parallel to enable and enhance the EbA piloting process. EbA is considered as one of the most cost-effective, durable and pro-poor solutions for developing countries, hence South-South cooperation allows effective EbA exchange among developing countries that have common challenges and solutions of conservation and livelihoods. Joint development of the plan enabled the three countries to exchange ideas and challenges with others and experts despite different ecosystems and social and political backgrounds. These exchanges continued throughout implementation. The three countries, EbA experts, and the project coordinators regularly met through the steering committee, workshops, training, site visits, and conferences. By trying to achieve the common goal of building climate resilience through EbA, the participating countries created an organic community of practice to address design and implementation challenges.

To exchange EbA experience among the three pilot countries and beyond, workshops for knowledge sharing took place in Asia-Pacific, Africa and Latin America for the benefits of developing countries at large. For instance, "South-South Exchange Workshop: Ecosystems for Climate Change Adaptation and Sustainable Livelihoods Knowledge Sharing" was held in Beijing, China in April 2018. Advanced training workshops on ecosystem monitoring and management for developing countries were organized in 2015 and 2016.[4] A capacity-building workshop for access to finance for EbA and EbA mainstreaming was also organized in South Africa in 2017. An international

1 Based on ecosystem services assessment, the analysis provided comparative information of human benefit and cost on EbA between the "2028 Without Intervention scenario", "2028 With Intervention scenario", and "2028 Catchment management + Drains scenario", which could be good quantitative information for decision making on continuous intervention. A detail of ecosystem services assessment is in the "Ecosystem Services Supply, Demand and Values at Petit Barbarons, Seychelles - Final Report (September 12, 2028)", available at http://www.ebasouth.org/sites/default/files/attachments/Seychelles%20EbA%20Ecosystem%20Services%20Scenarios%20Final%20Draft%20v2_cleared.pdf.

2 In Seychelles, the Ministry of Environment, Energy, and Climate Change signed a Memorandum of Understanding (MoU) with the University of Seychelles to develop a long-term research program focused on climate change adaptation. The Ecole Normale Supérieure de Nouakchott and the Government of Mauritania also signed an MoU.

3 Seychelles requested Geographic Information System (GIS) training. Thus, GIS workshops in China were organized for three pilot countries and ten other countries.

4 Training workshops were funded by the Chinese Ecosystem Research Network / Chinese Academy of Sciences.

In the Nepalese mountains, a tree nursery contains seedlings to protect crops from floods, drought, and erosion. @EbA South

exchange visit to Mauritania was organized in July 2018, gathering project members from Seychelles and Nepal.[5] This visit was an opportunity for project members to share experience and lessons learned from implementation of EbA interventions in a South-South Cooperation perspective. A web-based knowledge platform allows China to share its wealth of ecosystem management experiences with other developing countries. The platform facilitates collaboration via webinars, case studies, and EbA planning tools and other knowledge products.

This South-South exchange of knowledge culminated in an array of publications and tools now used by practitioners across the Global South. For example, the project produced an EbA planning tool, "ALivE—Adaptation, Livelihoods and Ecosystems" in partnership with the International Institute for Sustainable Development and the International Union for Conservation of Nature. The application of this tool and interest in it have been extended beyond the geographical focus of the project, including potential use by government planners through the process of national adaptation plan development. Government staff in the three pilot countries were trained on the planning tool as well. In addition, the "Ecosystem-based Adaptation: A Handbook for EbA in Mountain, Dryland and Coastal Ecosystems" was developed in partnership with the International Institute for Environment and Development (IIED) and widely disseminated through different platforms. The handbook is listed among the top 10 most downloaded IIED publications in 2018. These workshops and knowledge products provided great opportunities to share and exchange various experiences of the project to scientists and practitioners in the wider EbA community. Applying the project experience and knowledge tools, another EbA project with a similar concept has been developed in the Mekong river basin. More importantly, the high-level Forum on South-South Cooperation on Climate Change was initiated by the project on the side-lines of UNFCCC COP during 2013-2017 that has been taken up by the Executive Office of the UN Secretary-General later on. This forum provides a unique complementary avenue for strengthening global partnerships, through cooperation among Southern partners. The importance of South-South Cooperation on Climate Change was highly acknowledged by ministers, principals of UN agencies and other prominent international organizations.

Lessons learned

Science-based intervention and continuous consultation

Preparation of EbA interventions should include rigorously and science-based analyses to generate valid and reliable evidence for intervention, potential benefits, and trade-offs at the project sites. In addition, in-depth stakeholder consultations and agreement for short-term compensation to community members for losing productive land are important. Without clear understanding of long-term benefits and trade-offs of EbA and agreement with local communities, sustainability of interventions will be difficult. Project sites in Nepal and Mauritania had potential trade-offs (planting trees for products such as fruit, medicine, and timber and restoring lands versus keeping land as grazing ground for cattle). For example, some local communities in Nepal did not fully recognize they could not use land as grazing ground for cattle after the project. Once they understood the trade-off, they were no longer interested in planting and taking care of trees. As a result, after having spent considerable time and funding on propagating seedlings in nurseries, the project needed other sites.[6] In Mauritania, the first identified project site was abandoned after several years because of land-use conflict within affected communities, and project sites were replaced. In both Nepal and Mauritania, some community members found that using certain degraded ecosystems for livelihoods was better than restoring ecosystems, which would only result in benefits in the future. Interest of community members in EbA intervention also depends on land tenure.

The project started consulting with local communities at the Project Preparation Grant (PPG) stage, successfully building trust and understanding of the complex socio-economic situation. The PPG period, however, was not long enough to reach the local communities that would engage on the ground; to build trust between local communities and a project team and governments; or to fully understand the complex socio-economic situation and local governance in project sites. Therefore, it is vital to continue consulting beyond the PPG period. From the project experience, incentives for commitments to EbA included desires to: i) manage climate change for society; ii) claim rights to abandoned agricultural land; iii) increase income from timber and non-timber forest products; iv) improve the aesthetics of the landscape; v) reduce soil erosion; and vi) leave a legacy for future generations.

Adaptive management to ensure the sustainability of Interventions

Opportunities for project sustainability vary according to each EbA site. Thus, adaptive management is key to ensure sustainability of interventions, and should be built into project design. Early-stage design of the project needed to adjust to ecological conditions, extreme weather, socio-economic situations, political changes, and delays. For example, extreme winds and high temperature in Mauritania killed about half the

Tree planting day in Mauritania. @ EbA South

5 It included a two-day field visit and a half-day wrap-up meeting.

6 These seedlings were still used so they weren't wasted.

planted seedlings at some sites. They also reduced the amount of time staff could spend in the field, which greatly delayed planting. This, in turn, led to planting seedlings at the end of the rainy season. The project overcame these issues by irrigating and planting additional trees. Nepal experienced a big earthquake and political change, and Seychelles had serious flooding during project implementation. EbA projects always need to adapt to unexpected ecological and socio-economic conditions in various ecosystems. Thus, adaptive management is indispensable, and documentation of how the projects addressed challenges and lessons learned are vital assets for planning.

Documentation of lessons learned from EbA interventions

EbA investments are still experimental, making it critical to document the long-term efficacy of climate change adaptation and ecosystem management interventions on both successes and failures, particularly for upscaling of EbA. Early capacity-building in countries also helped share scientifically sound data and lessons learned. There are many environmental, economic, and social variables involved in getting EbA to be sustainable, and it is important to document good practices, as well as lessons and challenges from the pilot sites. The project design enabled all three countries to employ LTRP in partnership with local universities. Together, they measured and reported the short- and long-term effects (ecological, hydrological, and socio-economic) of EbA interventions. Activities included establishing monitoring sites, research, collecting data and publishing findings.[7] Permanent plots to monitor the impacts of interventions (e.g. on run-off, soil erosion, and landscape as a whole) have been established and were taken over by the universities after the project ended. Institutional cooperation with the Chinese Academy of Sciences was strengthened in sharing experience in long-term research and monitoring of climate change and effects of ecosystem management in pilot countries. With this strong data collection and research component, the project identified lessons that can inform scaling up of EbA.

Professional interpreters to improve the flow of knowledge and learning

The project generated significant engagement among EbA practitioners, government officials, and scientists from China, Nepal, Seychelles, and Mauritania. However, flow of knowledge and learning can be improved with hiring of professional interpreters during expeditions and workshops. Cross-nation and regional scale EbA exchanges were always important due to limited local EbA experiences, and upscaling or policymaking needs to refer to successful experiences. Data, findings, ideas, and experiences from a wide range of ecosystems were shared during field trips and workshops in all four countries. Communication in these engagements was, however, often greatly constrained by the language barrier. English was the medium of collaboration although it was a second or third language of most participants. The language barrier also limited collaboration after workshops. Knowledge exchange in a workshop setting is relatively short-lived unless the experience leads to personal relationships and professional collaborations. Thus, the hiring of professional interpreters with scientific knowledge during expeditions, as well as in workshops, would have increased the benefits of collaboration.

References and multimedia

- Adaptation, Livelihoods and Ecosystems Planning Tool: User Manual (ALivE) (2018). https://www.iisd.org/projects/alive-adaptation-livelihoods-and-ecosystems-planning-tool
- Ecosystem-based Adaptation: A Handbook for EbA in Mountain, Dryland and Coastal Ecosystems (2018). https://pubs.iied.org/17460iied
- Integrating Ecosystem-based Adaptation in Education Curriculum: A Resource Guide (2019). http://www.ebasouth.org/sites/default/files/attachments/Integrating%20Ecosystem-based%20Adaptation%20in%20Education%20Curriculm%20Resource%20Guide_EbA%20South.pdf
- Mills, AJ, and others (2020). Ecosystem-based adaptation to climate change: Lessons learned from a pioneering project spanning Mauritania, Nepal, the Seychelles, and China. *Plants, People, Planet*. vol 2, pp. 587–597. https://nph.onlinelibrary.wiley.com/doi/10.1002/ppp3.10126
- Project Document (2013). https://www.thegef.org/project/enhancing-capacity-knowledge-and-technology-support-build-climate-resilience-vulnerable
- Project Implementation Report (2020). https://www.thegef.org/project/enhancing-capacity-knowledge-and-technology-support-build-climate-resilience-vulnerable

7 In total, 14 technical reports and research papers were developed for Nepal; 7 for Seychelles; 12 for Mauritania; and 1 for the whole project. These included research reports co-authored by government, theses for bachelor's and master's programs, and peer-reviewed papers.

Planting day with school children @EbA South

- Project website. Ecosystem-based Adaptation through South-South Cooperation | (ebasouth.org)
- Research on Ecosystem-based Adaptation (EbA): A reference guide (2019). http://www.ebasouth.org/sites/default/files/attachments/Research%20on%20EbA_a%20reference%20guide_by%20EbA%20South_0.pdf
- The Green Wall in the heart of the Takalamakan Desert (2015). Ecosystem-based adaptation through south-south cooperation. Good Practice Case Study. http://www.ebasouth.org/sites/default/files/case_study_full/EBA-SSC%20Case%20Study%201_0.pdf

Contact

- Chizuru Aoki, Lead Environmental Specialist, GEF, caoki@thegef.org
- Atifa Kassam Manji, Programme Officer, Climate Change Adaptation Unit, Ecosystem Division, UNEP, atifa.kassam@un.org
- Anthony Mills, Chief Technical Advisor, C4 EcoSolutions, anthony.mills@c4es.co.za
- Guoqin Wang, UNEP-IEMP, guoqin.wang@unep-iemp.org
- Tatirose Vijitpan, UNEP-IEMP, tatirose.vijitpan@unep-iemp.org

The GEF Good Practice Briefs showcase examples of GEF investments that align with GEF strategies and GEF programming directions and policy recommendations. The GEF Secretariat selected featured projects from a pool of nominations by GEF agencies, taking into consideration approaches used to generate multiple global environmental benefits and co-benefits, and to achieve clear results and/or sustainability. Because the Good Practice Briefs include projects implemented under different contexts, the practices highlighted should not necessarily be considered universally applicable.

The Global Environment Facility was established on the eve of the Rio Earth Summit to tackle our planet's most pressing environmental problems. Since then, it has provided more than **$21.7 billion** in grants and mobilized an additional **$119 billion** in co-financing for more than **5,000 projects** and programs. The GEF is the largest multilateral trust fund focused on enabling developing countries to invest in nature, and supports the implementation of major international environmental conventions including on biodiversity, climate change, chemicals, and desertification. It brings together 184 member governments in addition to civil society, international organizations, and private sector partners. Through its Small Grants Programme, the GEF has provided support to more than 26,000 civil society and community initiatives in 135 countries

gef GLOBAL ENVIRONMENT FACILITY INVESTING IN OUR PLANET

UN environment programme

FEB 2022
978-1-948690-99-7
www.thegef.org

GLOBAL ENVIRONMENT FACILITY
INVESTING IN OUR PLANET

Promoting Non-POPs Alternatives to DDT and Environmental Health Through Engaging Key Local Partners:

Low-cost Local Technology and Neem-based Agroforestry in India

PROJECT FULL NAME	COUNTRY & REGION	IMPACT AREAS	IMPLEMENTING AGENCY
Development and promotion of non-POPs alternatives to DDT	India	▪ Chemical and Waste ▪ Biodiversity ▪ Poverty Reduction ▪ Local Socio-Economic Benefits ▪ Health	United Nations Industrial Development Organization, United Nations Environment Programme
GEF PROJECT ID: **4612**	**FOCAL AREAS** ▪ Chemical and Waste		**EXECUTING AGENCIES** Ministry of Environment, Forest and Climate Change; Ministry of Chemicals and Fertilizers; Ministry of Health and Family Welfare
PROJECT TYPE: **FSP**			
GEF PERIOD: **GEF-5**	GEF Project Grant **$10,000,000**	Co-financing Total **$43,147,167**	GEF Period **GEF-5**

Summary

Through the GEF investment, India has taken the first step to eliminate dependency on DDT by promoting locally appropriate, cost-effective, and sustainable alternatives, including the Long-Lasting Insecticidal Net (LLIN)[1] and Neem[2]-based and bacteria-based biopesticides. HIL (India) Limited (HIL)[3], a public sector enterprise, is the only manufacturer of DDT in the world and committed to phaseout production of DDT by 2024. It now produces 5 million LLINs per year and plans to double production capacity, supplying them across the country through the Ministry of Health and Family Welfare. HIL is also preparing large-scale production of Neem-based and Bti bacteria-based biopesticides for control of vector-borne diseases.

Since Neem trees are available in Africa and large parts of Asia, HIL will also work with partners to transfer Neem-based local technology to other parts of the world.

The project contributes to a global effort to control toxic chemicals and reduce persistent organic pollutants (POPs) following the Stockholm Convention on POPs. Since India is the only country producing DDT, its phase-out of DDT production helps improve the health of millions involved in chemical pesticides. The phase-out also benefits those living in mosquito-endemic areas who are exposed to DDT in their dwellings. Using an agroforestry model, the project supports

Gender participation in Long-Lasting Insecticidal Nets (LLINs) making @UNIDO



large-scale plantation of new cultivars of Neem trees. In addition to providing high quality raw material to make Neem-based pesticides, this model generates additional income for rural populations and farming communities. Engagement of key local partners made the project locally relevant, cost-effective, and sustainable. The project is also strengthening capacity of national stakeholders through training on integrated vector pest management (IVPM). Further, the project will recommend laws and provide guidance on DDT alternatives to the government of India.

Results and global environmental benefits

- Reduced production of DDT and POP pesticides in India and globally.
- Introduced 5 million LLINs per annum into the market to replace indoor residual spraying, including DDT.
- Prepared to register and produce five environmentally sound Neem-based biopesticides for mosquito coils, repellant creams and other uses, and two Bti bacteria-based biopesticides, all of which are highly effective against mosquito larvae.
- Identified four Neem cultivars with high yielding limonoids[4], standardized the protocol for clonal propagation of Neem (through stem cuttings and tissue culture), and started pilot Neem-based agroforestry plantations in five different agroclimatic zones in India.
- Developed four training modules for field workers to adopt DDT alternatives.
- Prepared gap analysis, action plan, and guidance documents for legal framework for DDT alternatives in India.
- Reduced exposure to DDT of millions of production workers of chemical pesticides, handlers, packagers, and applicators, particularly women, as well as populations exposed to DDT year round in their dwellings.

Environmental challenges

About 95% of India's population resides in malaria-endemic areas, exposing them to increased morbidity and mortality from vector-borne diseases such as malaria, kala-azar, and dengue. Such diseases are particularly severe in rural areas where the most vulnerable communities live. The World Health Organization (WHO) recommends seven insecticides for indoor residual spraying, including DDT. India produces DDT exclusively for vector control as per WHO guidelines,[5] and strictly regulates DDT use for public health. As of 2013, India has used 6,183 metric tons of DDT for public health in 27 states. With this continued use of DDT, some Anopheles mosquito species have developed resistance.

The government of India has prioritized replacing DDT with cost-effective, locally relevant, and sustainable alternatives to prevent malaria and other vector-borne diseases. To phase out DDT production, IVPM strategy encourages use of LLINs and biopesticides in high-risk areas. However, there is not enough production of LLINs to meet demand. The farming community has increasingly used Neem-based biopesticides for agriculture, reducing its use of toxic pesticides in consequence. However, Neem-based biopesticides such as mosquito coil, and cream, oil, and spray repellent are produced at small scale for local areas. India needs to scale up production of LLINs and biopesticides and reduce reliance on DDT in public health through IVPM.

The project is a part of a wider effort of the GEF to address use of DDT in vector control. As a supply-side approach, this wider effort aims to replace DDT with alternatives. Meanwhile, several other projects in Africa and Asia aim to reduce DDT use and promote alternatives. Thus, the project aims to phase out production of DDT in India and also ensure that other countries have access to DDT alternatives.

1 LLIN is a factory-treated mosquito net made with netting material that incorporates insecticide within the fibers. The net must retain its effective biological activity without re-treatment for at least 20 standard washes under laboratory conditions as defined in World Health Organization (WHO) guidelines. The national standard for LLIN is already established in India based on WHO specifications.
2 Neem is a deciduous tree native to India. Besides being tolerant to high temperatures. Neem can also be grown easily on waste and barren land. Different chemical substances are found in the bark, leaves, and seeds. These are collectively known as limonoids. In addition to wood and shade, Neem trees provide many types of health and agricultural benefits due to their biologically active chemicals. They are known as the "village pharmacy" (NBRI 2022).
3 HIL (India) Limited changed its name from Hindustan Insecticide Limited (HIL).
4 Limonoids are phytochemicals of the triterpenoid class. They are abundant in sweet- or sour-scented fruit and alter plants of families Meliaceae, Cucurbitaceae, and Rutaceae. Many limonoids possess biological qualities to fight insect pests.
5 The government banned DDT for agriculture use in 1989: Order No. S.O. 378(E), 26 May 1989. It also restricted DDT use to control disease vectors.

Integrated approach and key features

Environment, health, and socio-economic benefits through low-cost local technology

In collaboration with local institutions, and producers/distributors of DDT and its alternatives, the project began commercial production of LLINs. It also laid the groundwork for commercial production of bio- and botanical pesticides. These are locally relevant, cost-effective, and sustainable alternatives to DDT. During India Chem 2021, LLIN technology was awarded the "Innovator of the Year" Award.[6]

Through developing these low-cost local technologies, the project achieved global environmental benefits. It also generated health and socio-economic benefits for millions of workers involved in the various stages of production, packaging, and application of DDT, especially women. At the same time, it promoted the health of populations in mosquito-endemic areas exposed to DDT in their homes.

Neem has been used in India for agriculture and health benefits since ancient times. However, over the years, use of chemical fertilizers and pesticides in intensive agriculture has increased due to industrialization. Meanwhile, the use of Neem-based fertilizers and pesticides is decreasing because high quality Neem varieties are not available.

Under the project, the Institute of Pesticide Formulation Technology (IPFT)[7] developed five environmentally sound Neem-based biopesticides for mosquito coils, repellant creams, and sprays, and two Bti bacteria-based biopesticides. These are all highly effective against mosquito larvae.

IPFT transferred the technology to HIL for commercial production and is willing to share its technology with others. The market for mosquito repellants is $183 million, half of which is for mosquito coils alone. Large-scale production of biopesticides is planned to cover the entire country and technology transfer is planned to other countries.

In addition, the project engaged with women from states in the rural and tribal belt. This includes Chhattisgarh (Central), West Bengal (East), and Jharkhand (East), which manufacture LLINs. Since women make close to 80% of LLINs, the project empowered them economically; 6,000 women are employed to manufacture LLINs in these three states.

So far, nine pilot testing training sessions for IVPM have been organized, covering over 16 states and benefiting more than 330 participants. The training covered various aspects of vector control, emphasizing alternatives developed under the project and the legal framework. Overall, project components complement each other and help the government of India meet its obligations toward the Stockholm Convention.

South-South cooperation for technology transfer

The project has also promoted technology transfer of biodegradable DDT alternatives such as botanical pesticides and Neem-based biopesticides through synergizing with other projects at country, regional, and global level particularly in Asia Pacific and Southern Africa. HIL, for example, has prepared exporting LLIN to Nepal. The project will also enhance synergies between regional DDT projects managed by WHO and the United Nations Environment Programme.

Lessons learned

Engaging with key local partners to find solutions

The engagement and commitment of relevant local partners were key to ensure the successful development and promotion of locally appropriate, cost-effective, and sustainable alternatives to DDT in India. Collaboration with HIL was critical for commercial production of LLINs and Neem-based and bacteria-base biopesticides. The project also engaged with the Central Institute for Petrochemical Engineering and Technology (CIPET) and IPFT to produce LLINs and formulate Neem-based and bacteria-based biopesticides. The National Botanical Research Institute (NBRI) is playing an important role to identify four Neem cultivars with high yielding limonoids, to standardize the protocol for clonal propagation of Neem (through stem cuttings and tissue culture), and to start pilot Neem plantations in five different agroclimatic zones in India. NBRI also contributed to further development of Neem-based agroforestry based on consultation with local farmers.

6 HIL (India) Limited has also begun to pack and supply LLINs in biodegradable packing to overcome the issue of disposal of packing material, thereby safeguarding the environment.
7 IPFT was established in 1991 under the Department of Chemicals & Petrochemicals, Ministry of Chemicals & Fertilizers as an autonomous institution. It has been working toward development of safer, efficient, and environmentally friendly pesticide.

"LLIN packaging" @ UNIDO

Agroforestry model of Neem plantation with different medicinal and aromatic plants @NBRI

The project has also brought together relevant government institutions on a common platform to discuss development and promotion of DDT alternatives. These include Ministry of Environment, Forest and Climate Change (MoEFCC); Ministry of Chemicals and Fertilizers; Ministry of Health and Family Welfare (MoHFW) and state governments in charge of IVPM. Led by MoEFCC, the National Environment Engineering Research Institute (NEERI) developed four training modules to adopt alternatives to replace DDT in the IVPM program. To that end, NEERI consulted with state governments and the National Vector-Borne Disease Control Programme under the MoHFW. Development of low-cost local technology using local resources identified by local research institutions has enabled the country to produce safe and environmentally friendly alternatives to combat mosquitoes. These efforts can save the lives of millions of people in India and across the globe.

Strong co-finance by the industry for sustainability of the project

HIL is committed to phase out DDT by 2024. It arranged co-financing of 160 million Indian rupees (around $2.4 million) to produce DDT alternatives. This co-finance is based on a strong commitment of HIL, which made the commercial production of DDT alternatives sustainable. However, the project has gone through challenges due to the involvement of key stakeholders.

In the early stage of the project, HIL, the sole producer and supplier of DDT for malaria and kala-azar vector control in the country, was unwilling to participate. This led to an amendment in the project document to substitute the Defense Research & Development Organization (DRDO) for HIL in February 2016. DRDO invented the LLIN local technology and could have been a good partner for the commercial production of LLINs. However, it was not ready for the responsibility. In March 2017, after a change in management, HIL announced its interest in establishing the infrastructure and developing capacity to produce LLIN as a viable alternative to DDT. CIPET has transferred technology to HIL to produce 5 million LLINs per annum at commercial level. Subsequently, HIL put up the co-financing for building infrastructure of the LLIN manufacturing facility. It completed construction in 2019, installed machinery, and undertook trial runs and master batch production.

HIL also took over commercial production of Neem-based and bacteria-based biopesticides as a part of its facilities. The key lesson: it is critical to engage key local stakeholders of the project regardless of challenges.

Moving toward Neem-based agroforestry with support of local farmers

For large-scale cultivation of Neem-based products, NBRI identified four Neem cultivars with high yielding limonoids. It standardized the protocol for clonal propagation of Neem (through stem cuttings and tissue culture). And it started pilot Neem plantations in five different agroclimatic zones in India.

Through consultation with local farmers on a pilot plantation, the project proposed an approach for Neem-based agroforestry. For the first four to five years of a Neem plantation, farmers cannot harvest Neem seeds and Neem seeds can be harvested only once a year after four to five years. Because of these conditions, farmers caring for a Neem plantation need other sources of income for the first four to five years and non-harvest season of Neem seeds. In response, NBRI proposed Neem-based agroforestry that would make dwarf cultivars of Neem available to cultivate other crops in Neem plantations. Consultation with local farmers and understanding the socio-economic context of large-scale cultivation were critical to make the Neem plantation sustainable.

Under the project, NBRI is studying the cultivation of several types of medicinal (Asparagus) and aromatic plants (Lemongrass, Vetiver, Turmeric, Pipli, and Sarpagandha) in the field of four dwarf cultivars of Neem. As they are dwarf cultivars, a single area can accommodate many plants. There is also enough light on the surface of the field for farmers to cultivate different types of crops.

Based on preliminary data, cultivation of medicinal plants on waste land among Neem plants can provide additional economic benefits and increase soil fertility. NBRI is working for national-level propagation of four high quality cultivars of Neem, setting up plantation at multiple locations, and promoting Neem-based agroforestry. As a unique example of an inclusive and sustainable development model, it integrates the three components of sustainable development: social (employment), economic (higher income) and environmental (increasing soil fertility, supporting biodiversity and reducing use of synthetic chemicals). Thus, the Neem tree holds tremendous potential in sustainable agricultural systems around the world.

References and multimedia

- CEO Endorsement document and Project Implementation Report 2021, https://www.thegef.org/projects-operations/projects/4612
- Video: HIL New Initiative – LLIN, https://www.youtube.com/watch?v=lihz5NCaUq0&t=116s
- Neem – A versatile Tree, https://nbri.res.in/media/English-neem-Folder.pdf

Contact

- Anil Bruce Sookdeo, asookdeo@thegef.org, Chemical and Waste Focal Area Coordinator and Senior Environmental Specialist, GEF
- Yash Pal RAMDEV, Y.RAMDEV@unido.org, National Coordinator of the project, United Nations Industrial Development Organization
- Alessandro AMADIO, A.AMADIO@unido.org, United Nations Industrial Development Organization
- Jitendra Sharma, jitendra.sharma@un.org, Economy Division, Chemicals and Health Branch, GEF Unit, United Nations Environment Programme
- N. Subrahmanyam, n.subrahmanyam@gov.in, Joint Director, Ministry of Environment, Forest and Climate Change
- S. P. Mohanty, cmd@hil.gov.in, Chairman and Managing Director, HIL (India) Limited
- Jitendra Kumar, jitendrakumar7@yahoo.com, Director, Institute of Pesticides Formulation Technology
- SK Barik, director@nbri.res.in, Director, National Botanical Research Institute
- A. Ramesh Kumar, ar_kumar@neeri.res.in, National Environmental Engineering Research Institute

The GEF Good Practice Briefs showcase examples of GEF investments that align with GEF strategies and GEF programming directions and policy recommendations. The GEF Secretariat selected featured projects from a pool of nominations by GEF agencies, taking into consideration approaches used to generate multiple global environmental benefits and co-benefits, and to achieve clear results and/or sustainability. Because the Good Practice Briefs include projects implemented under different contexts, the practices highlighted should not necessarily be considered universally applicable.

Author: Ikuko Matsumoto, Knowledge and Policy Officer

The Global Environment Facility was established on the eve of the Rio Earth Summit to tackle our planet's most pressing environmental problems. Since then, it has provided more than **$22 billion** in grants and mobilized an additional **$120 billion** in co-financing for more than **5,200 projects** and programs. The GEF is the largest multilateral trust fund focused on enabling developing countries to invest in nature, and supports the implementation of major international environmental conventions including on biodiversity, climate change, chemicals, and desertification. It brings together 184 member governments in addition to civil society, international organizations, and private sector partners. Through its Small Grants Programme, the GEF has provided support to more than 27,000 civil society and community initiatives in 136 countries.

GLOBAL ENVIRONMENT FACILITY
INVESTING IN OUR PLANET

SEPT 2022
978-1-948690-99-7

www.thegef.org

GLOBAL ENVIRONMENT FACILITY
INVESTING IN OUR PLANET

Strengthening Regional Cooperation to Mainstream Migratory Soaring Birds Safeguards:

Strong Partnership with Private Sector and CSOs in Middle East and Africa

PROJECT FULL NAME	COUNTRY & REGION	IMPLEMENTING AGENCY
Mainstreaming Conservation of Migratory Soaring Birds into Key Productive Sectors along the Rift Valley / Red Sea flyway	Regional (Djibouti, Egypt, Eritrea, Ethiopia, Jordan, Lebanon, and Sudan)	United Nations Development Programme (UNDP)
GEF PROJECT ID: **9491**		**IMPACT AREAS**
PROJECT TYPE: **FSP**	**FOCAL AREAS**: ▪ Biodiversity	**EXECUTING PARTNERS**: BirdLife International with BirdLife local partners
GEF PERIOD: **GEF-6**	GEF Project Grant **$3,500,000**	Co-financing Total **$10,534,885**

- Biodiversity
- Land Degradation
- Sustainable Forest
- Poverty Reduction
- Food Security
- Socio-economic Benefits
- Education

Summary

This project has achieved successful and transformational results in mainstreaming migratory soaring bird (MSB) safeguards into the five key sectors directly affecting MSBs along the Rift Valley/Red Sea flyway: hunting, energy, tourism, agriculture, and waste management. The project has generated numerous global environmental benefits through the establishment of governmental and private sector policies and practices across the five sectors. Initiated by BirdLife International and its partners, the project also developed sector-specific guidance to share across the flyway countries in order to increase MSB conservation awareness and build the capacity of local partner organizations.

The Rift Valley/Red Sea flyway is the second most important MSB flyway in the world. Each year, over 1.5 million birds of at least 37 species, including five globally threatened species, use this corridor between their breeding grounds in Europe and West Asia and wintering areas in Africa. The project builds on success achieved in Tranche I of the project in GEF-3, which includes establishment of the Regional Flyway Facility (RFF). Under Tranche II, the project aims to mainstream MSB considerations into the productive sectors along the flyway that pose the greatest risk to the safe migration of these birds. The project focuses on 7 out of the 11 flyway countries:[1] Djibouti, Egypt, Eritrea, Ethiopia, Jordan, Lebanon, and Sudan. The project established strategic partnerships with the private sector and international financial institutions and applied an integrated approach to collaborate with local youth in all five sectors. The project's approach of implementing the project through international and local CSOs as executing partners worked well in a complex region to engage various stakeholders. With the RFF and local CSOs initiatives, regional corporation and exchange on MSB conservation are building trust, promoting dialogue, and fostering solid relationships in the flyway countries. Key elements of the success of the project are building on learning from Tranche I and the long commitment of GEF engagement.

1 The 11 flyway countries are Djibouti, Egypt, Eritrea, Ethiopia, Jordan, Lebanon, Palestine, Saudi Arabia, Sudan, Syria, and Yemen.

Workshop on "A Road Map to tackle illegal bird killing in the Middle East" (October 2021) @ BirdLife International

Results and benefits

The project's key results to date:

- MSB concerns incorporated into 94 new private sector policies and schemes, and 29 new and revised public sector policies on hunting, energy, tourism, agriculture, and waste management.[2]
- Around 5,802,706 hectares of land at bottlenecks along the flyway managed for hunting, energy, agriculture, and waste management applying "flyway sensitive" practices (exceeding the 40 percent increase in the project target).
- 20 new sites along the flyway apply "flyway sensitive" practices.
- 130 governments and private sector requested guidance on "flyway sensitive" best practices developed by the project.
- In Egypt, mandatory MSB safeguards are now built into Power Purchasing Agreements with private sector wind farm developers.
- In Ethiopia, the International Finance Corporation (IFC)/ World Bank (WB) have engaged BirdLife in sensitivity mapping for nine proposed sites for wind farm development.
- In Lebanon and Jordan, the project established strong ties with tourism operators and hotels to promote the guidance and best practice in the tourism sector that considers MSB risks and concerns.
- The project is effectively influencing the enactment of new and revised country sector policies and won two awards in 2020: the Energy Globe National Winner in Egypt, and the Royal Society for the Conservation of Nature Environmental Protection "Good Practice of the Year" in Jordan.

2 These 29 new and revised public sector policies include Inclusion of Important Bird Areas and flyway bottleneck sites into National Land Use Plans and the new Decree on regulating bird hunting and trade in Jordan, and bird monitoring obligation on energy sector in Egypt.

Environmental challenge

The Rift Valley/Red Sea flyway is the second most important flyway for MSBs in the world, with over 1.5 million birds of at least 37 species, including five globally threatened species. They use this corridor between their breeding grounds in Europe and West Asia and wintering areas in Africa each year. However, this is where MSBs are the most physiologically stressed and for some species 50-100 percent of their global or regional populations pass along the route and through flyway "bottlenecks" (strategic points where soaring birds are funneled, either to make water crossings or to maintain flying height) in the space of just a few weeks. As a result, during the migration along the flyway these large, slow-moving birds are highly vulnerable to localized threats such as hunting and collision with wind turbines and associated power lines (particularly when they fly low or come into land). These threats could have severe impacts on global populations.

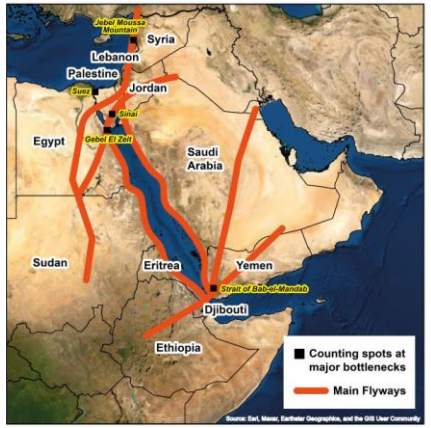

Figure 1: Map of the flyway @ BirdLife International

Unfortunately, it is difficult to predict where the birds will come down to roost or sit out bad weather because their migrations are dependent upon weather conditions. This makes it unfeasible to improve the safety of the flyway simply by protecting key sites. Consequently, conservation actions need to address the flyway as a whole, at a regional or multi-regional level rather than the national level and not through a traditional site-based approach. Therefore, the project aims to mainstream MSB considerations into the productive sectors along the flyway that pose the greatest risk to the safe migration of soaring birds. The five key sectors that create the most extensive, urgent, and critical threats are hunting, energy, tourism, agriculture, and waste management. This is a complex project with a regional and multi-national scope ranging over five different sectors in a highly volatile region with multiple risks. Thus, the mainstreaming is challenging given varying ecological, socio-economic, and political contexts along the flyway exacerbated by a lack of policy and regulatory frameworks and institutional capacities. Lack of awareness on impacts of the five sectors on safe migration of MSB is another challenging factor.

Integrated approach and key features

Strategic partnership with private sector and international financial institutions

The project has achieved successful and transformational results in mainstreaming MSB safeguards into the energy, hunting, and tourism sectors in partnership with the private sector and has produced guidance and tools for key stakeholders. For the energy sector, the project has established a strategic partnership with the private sector and international financial institutions such as IFC/WB, Japanese International Corporation Agency, European Bank for Reconstruction and Development, and KfW to ensure that new projects in the region consider MSB risks and concerns. This strategic partnership has contributed to mainstreaming MSB concerns into 65 private sector energy projects along the flyway in Egypt, Jordan, Ethiopia, and Djibouti. This includes the upscaling of shutdown-on-demand operations, which is being successfully piloted at wind farms in the Gulf of Suez. In Jordan, eight windfarm projects have incorporated MSB pre-construction requirements into their designs.

In Egypt, mandatory MSB safeguards are now built into Power Purchasing Agreements with private sector wind farm developers. In Ethiopia, the IFC/WB have engaged BirdLife in sensitivity mapping for nine sites proposed for wind farm development. Egypt, Jordan, and Ethiopia became members of the Convention of Migratory Species Energy Task Force on Reconciling Selected Energy Sector Developments with Migratory Species Conservation. Various guidance materials and case studies for wind energy, solar energy, and electrical power lines to conserve migrating soaring birds in the Rift Valley/Red Sea Flyway were developed, including shutdown-on-demand for wind turbines and an impact assessment of power grids on MSB. These materials are tailored to different target audiences such as governments, development banks and donors, developers and consultants, partners/civil society. Sensitivity mapping developed by the project has attracted several international financial institutions and the Asian Development Bank is working on sensitivity mapping with BirdLife in India, Thailand, Myanmar, and Viet Nam.

Integrated approach collaborating with local youth

The project contributed to a huge increase in land managed for hunting, energy, agriculture, and waste management under flyway-sensitive practices from the baseline 187,939 hectares to a total of 5,802,706 hectares, far exceeding the 40 percent increase in the target. Restrictions regarding illegal bird killing around Lake Nasser in Egypt and the designation in Lebanon of 25 Himas[3]—community-based conservation of key biodiversity sites—that give special considerations to MSBs largely account for this increase. Since 2004, the Society for the Protection of Nature in Lebanon (SPNL) is promoting Himas in collaboration with local authorities. These 25 Himas cover more than 8 percent of the total surface area of Lebanon. This approach involves local communities in decision making, promotes sustainable use of natural resources, and supports poverty alleviation by providing alternatives for income generation. Capacity building trainings targeting local youth to manage Himas raise awareness about MSB conservation as a regional issue and the importance of protecting nature in the region. SPNL expects these local training to contribute to regional peace-building through conservation across the flyway.

In Lebanon, the Ministry of Tourism is promoting eight locations, including five Himas, as tourism destinations, highlighting birdwatching MSBs at the sites. In collaboration with the Ministry, SPNL also organized training on ecotourism and biodiversity for tourist guides. Sixty-nine guides attended the training from all over Lebanon and these guides were certified as MSB friendly guides. The Ministry has adopted this ecotourism training that incorporates MSB issues as an official training program for a tour guide in Lebanon.

Western reef heron (Egretta gularis)

Lessons learned

CSOs as executing partners to engage diverse stakeholders

The project's executing partners are CSOs: BirdLife International and their local partners in the flyway countries.[4] They facilitated collaboration and exchange among flyway countries and this CSO modality works well in this complex region to work together. Good governance across the flyway is critical to mainstream conservation of MSBs into key productive sectors where the member states are at varying levels of development and indeed many are in or close to conflict situations. Thus, BirdLife International is positioning the RFF as a key facilitator and coordinator in the flyway and is working with national governments, private sector,

3 The Hima is a traditional system of resource tenure that has been practiced for more than 1,400 years in the Arabian Peninsula. Under Islamic law, a Hima signifies a natural area that is set aside permanently or seasonally for the public good and may not be privately owned. Himas have helped conserve natural resources and biodiversity in the Arabian Peninsula and adjacent areas. They have secured sustainable use of renewable natural resources by and for the people living adjacent to them.

4 These local organizations are Society for the Protection of Nature in Lebanon (SPNL), Royal Society for the Conservation of Nature (RSCN) in Jordan, Sudanese Wildlife Society, Association Djibouti Nature, Ethiopian Wildlife and Natural History Society, Nature Conservation Egypt, and Egyptian Environmental Affairs Agency (government agency).

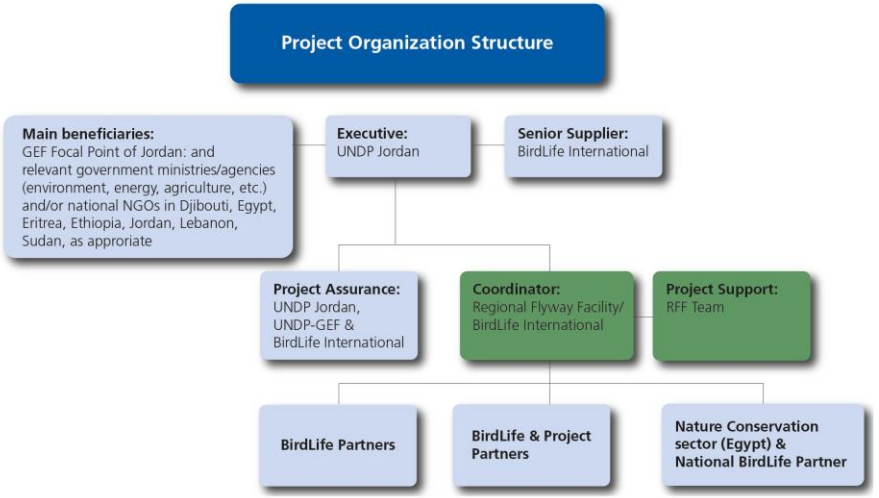

Figure 2: Project Governance @ BirdLife International

and international financial institutions to help continue the good work and effectively monitor MSBs on the flyway. The RFF plays a pivotal role in the project, coordinating with the seven countries, identifying key projects together with local partners, negotiating contracts, supervising and monitoring their progress, and providing technical support. In addition, BirdLife International and their local partners are committed and enthusiastic about MSB conservation. All stakeholders of the project highlighted the importance of the high-quality technical support the RFF provides and the key coordination role it plays. In fact, it is easier for local and international CSOs in the region to collaborate with neighboring countries without political constraints. The CSO implementation modality is efficient in terms of facilitating project implementation and reducing operational costs as well.

The project has promoted proactive engagement and participation of diverse stakeholders, which vary considerably due to the geographic scale of the MSB project and its focus on different sectors. The project worked closely with diverse government agencies that go beyond the statutory environmental agencies in the countries because of the sector engagement in energy, tourism, and agriculture. Other key stakeholders include local CSOs and community organizations. In five of the seven target countries, the lead executing partner is a national CSO which forms part of the Middle East or Africa Partnership of BirdLife. For example, expansion of Himas in Jordan was possible through strong engagement with local CSOs that built trust with local communities. The private sector is also involved in the project mainly through the sub-projects as well as international financial institutions. Across all key sectors, the project was harnessing, encouraging, and building solid relationships among the different stakeholders and promoting dialogue.

Strengthening regional cooperation through South-South exchange

The RFF's regional facilitation and coordination were vital to promote cooperation for exchange experiences in the flyway countries. With BirdLife local partners, the project has advanced mainstreaming conservation on MSBs in the different sectors in Jordan, Egypt, and Lebanon and is moving ahead in Ethiopia and Sudan. The RFF's continuous monitoring of the regional and national activities is time consuming but enables it to quickly identify potential mainstreaming activities in the other flyway countries. Strengthening the RFF as a key player in the region ensures sustainability of the actions and robust monitoring to support better planning and decision making in the flyway region. The establishment of the RFF, serving as the leading regional institution, ensures capacity-building in the region and sustainability and provides expertise and technical know-how. It also contributes to mainstreaming MSB risks in the flyway countries through collaboration with BirdLife local partners.

One of the highlights of regional cooperation is the regional hunting workshop, the first attempt for regional exchange of regulations and their implementation. Hunting has huge cultural and traditional roots in most of the countries in the north of the flyway, and it remains prevalent along the Rift Valley/Red Sea flyway. The extent and impact of hunting is much lower in the African states. Thus, 10 countries including Bahrain, Egypt, Iran, Iraq, Jordan, Lebanon, Oman, Saudi Arabia, Syria and UAE organized a regional workshop, "A road map to tackle illegal killing, taking and trade of birds (IKB) in the Middle East," in Jordan (October 2021). Aside from exchanges of country experiences, the workshop published a regional booklet, "How to prevent trafficking in protected bird species," and a report on "killing in the Arabian Peninsula, Iran and Iraq." The workshop included a field trip to the Fifa Nature Reserve and Feynan Eco-lodge, and a Booted Eagle was released in celebration of the World Migratory Birds Day.

The "Safe Flyways: Conference on Energy and Birds" was held in Cairo, Egypt (October 2022) with participation from HE Yasmine Fouad, Minister of Environment, Arab Republic of Egypt. The Conference aimed to ensure closer ties and mutual understanding between the energy industry and the conservation community along the African-Eurasian Flyway towards a win-win relationship between nature conservation and energy infrastructures along with the flyway. It was a great introduction for Egypt before UNFCCC COP27 in November 2022. Moreover, the event brought together the energy industry - such as national and international utility companies, industry organizations, academia, governments – in addition to the conservation community from all over the Mediterranean, North Europe, the Middle East, and East Africa.

"The Safe Flyways: Conference on Energy and Birds" on October 2022 in Cairo, Egypt with participation from HE Yasmine Fouad, Minister of Environment, Arab Republic of Egypt @BirdLife International

Common kestrel (Falco tinnunculus)

References and multimedia

- Project Document (2014), Project Implementation Report 2021, Project Mid-term Review (2021). https://www.thegef.org/projects-operations/projects/9491
- Migratory Soring Birds Project website, https://migratorysoaringbirds.birdlife.org/en#gsc.tab=0
- Soring Birds Sensitivity Map – A planning tool for wind energy and other sectors, https://maps.birdlife.org/MSBtool/
- Video: Migratory Birds Are Our Guests, Database for the Bird Monitoring program in Energy Projects and others, https://migratorysoaringbirds.birdlife.org/en/videos#gsc.tab=0
- Guidelines of Best Practice for Bird Friendly Hotels in Egypt – Nature Conservation Egypt, https://migratorysoaringbirds.birdlife.org/sites/default/files/guidelines_of_best_practices_for_bird_friendly_hotels_in_egypt.pdf
- Review and guidance on use of "shutdown-on-demand" for wind turbines to conserve migrating soring birds in the Rift Valley/Red Sea Flyway, https://migratorysoaringbirds.birdlife.org/sites/default/files/msb_guidance_shutdown_on_demand.pdf
- Guidance on appropriate means of impact assessment of electricity power grids on migratory soring birds in the Rift Valley / Red Sea Flyway, https://migratorysoaringbirds.birdlife.org/sites/default/files/msb_guidance_-impact_assessment_of_power_grids.pdf
- Birdwatching in Jordan – Where birds from three continents converge, https://migratorysoaringbirds.birdlife.org/sites/default/files/jordan_birding_brochure.pdf

Contact

- Ulrich Apel, uapel@thegef.org, Senior Environmental Specialist, Regional Coordinator, and Coordinator of Land Degradation Focal Area, GEF
- Ikuko Matsumoto, imatsumoto@thegef.org, Knowledge and Policy Officer, GEF
- Walid Ali, walid.ali@undp.org, UNDP-NCE Technical Adviser
- Osama Al Nouri, osama.alnouri@birdlife.org, Project Manager, Middle East Partnership Secretariat, BirdLife International
- Assad Serhal, aserhal2013@gmail.com, General Director, Society for the Protection of Nature in Lebanon (SPNL), Lebanon
- Mohamed Mostafa El-Khayat, chairperson@nrea.gov.eg, Executive Chairman, New and Renewable Energy Authority (NREA), Egypt
- Belal Qtishat, bqtishat@yahoo.com, Director of Nature protection Directorate, Ministry of Environment, Jordan

The GEF Good Practice Briefs showcase examples of GEF investments that align with GEF strategies and GEF programming directions and policy recommendations. The GEF Secretariat selected featured projects from a pool of nominations by GEF agencies, taking into consideration approaches used to generate multiple global environmental benefits and co-benefits, and to achieve clear results and/or sustainability. Because the Good Practice Briefs include projects implemented under different contexts, the practices highlighted should not necessarily be considered universally applicable.

Lake Abhe Bad volcanic Landscape with Flamingos and rock formations, Djibouti, East Africa, Horn of Africa

The Global Environment Facility is the world's largest funder of biodiversity protection, nature restoration, pollution reduction, and climate change response in developing countries. Through its network of 184 member governments, it works with civil society, Indigenous Peoples, the private sector, and other environmental financiers towards achievement of international environmental conventions and country-driven initiatives. Over the past three decades, the GEF has provided more than $22 billion in grants and blended finance and mobilized another $120 billion in co-financing for more than 5,000 national and regional projects, plus 27,000 community-led initiatives through its Small Grants Programme.

gef GLOBAL ENVIRONMENT FACILITY
INVESTING IN OUR PLANET

UNDP

OCT 2022
978-1-948690-97-3
www.thegef.org

Innovative Governance for Participatory Design of a Green City

Land-use Planning, Sustainable Mobility, Solid Waste Management, and Urban Biodiversity Conservation in Paraguay

PROJECT FULL NAME	COUNTRY & REGION	IMPACT AREAS	EXECUTING AGENCIES
Asuncion Green City of the Americas – Pathways to Sustainability	Paraguay	▪ Poverty Reduction ▪ Socio-economic benefits ▪ Health ▪ Education ▪ Inclusion	Ministry of Environment and Sustainable Development (MADES)
GEF PROJECT ID: **9127**	**FOCAL AREAS**		**IMPLEMENTING AGENCY**
PROJECT TYPE: **FSP** IAP: **SUSTAINABLE CITIES**	▪ Biodiversity ▪ Climate Change Mitigation ▪ Chemicals and Waste, ▪ Climate Change Adaptation		United Nations Development Programme (UNDP)
GEF PERIOD: **GEF-6**		GEF Project Grant **$ 7,493,120**	Co-financing Total **$240,340,000**

Summary

"Asuncion Green City of the Americas – Pathways to Sustainability" is one of the GEF investments aiming to support Asuncion's ambition to become a green and sustainable city. Through an integrated approach, which seeks to advance integrated land use planning of the Metropolitan Area of Asuncion (AMA), reduce greenhouse gas (GHG) emissions from transportation and waste, reduce unintentionally produced persistent organic pollutants, and improve protected area management in the AMA. Since the AMA population has dramatically increased in the last couple of decades, unstructured growth has created a series of challenges, such as lack of adequate and integrated urban planning, sustainable transportation, solid waste management, and management of green areas. The project has strengthened inter-governmental coordination and a roadmap of integrated sustainable and resilient urban planning. It has also adopted a people-centric approach demonstrated through a participatory design of a 600km bicycle lane network and community-led restoration of an ecological reserve in the AMA. Furthermore, it developed National Plans for the Integrated Management of Solid Waste and Hazardous Waste Management, and validated a proposed plan to recognize and consolidate a green corridor with relevant stakeholders.

This brief introduces key success factors for the project and lessons learned. Adaptive management was necessary to absorb changes and institutional capacity building was critical. In addition, a key to successful implementation was an innovative governance system for relevant stakeholder engagement to improve lack of coordination among different national and local government institutions. The project also promoted joint initiatives between government and the private sector to advance good practices in waste segregation and promote a circular economy together with local vulnerable communities. Development of different kind of knowledge products and training to provide technical guidance was another success factor to ensure and scale up the activities.

Cycling for climate @ MADES-UNDP-GEF - Bruno Ferreiro

Results, Global Environmental Benefits and Other Benefits

The project's key results to date are the following.

- **Governance mechanism.** Inter-governmental coordination has been strengthened through the project's Working Groups on Land use planning and Municipal financing that integrated by relevant national and local government institutions, which led to the creation of an Association of Municipalities of the AMA to consolidate integrated sustainable and resilient urban planning and budget.
- **DRR Plan and Strategy.** A roadmap of integrated sustainable and resilient urban planning of the AMA for 11 cities applying the Sendai framework has been developed. The roadmap has led to comprehensive disaster risk reduction (DRR) plans and strategies in ten cities, risk scenarios in 11 AMA municipalities, and Asuncion's flood response plan. Asunción is currently building their DRR.
- **Bicycle Lane Network.** Participatory design of a bicycle lane network in the AMA has been developed through a working group for sustainable transport and mobility. It includes a complete design of 600 km of connected bicycle lanes, detailed design of 61km of bicycle lanes connecting four cities and main historic attractions and green areas, and a guideline for design of bike lane in the AMA.
- **Chemicals and Waste Management System.** National Plans for the Integrated Management of Solid Waste and Hazardous Waste Management, as well as technical guidance and training for municipalities were developed by the Ministry of Environment and Sustainable Development (MADES). A waste segregation campaign with the private sector contributed to provision of safer and cleaner materials for recycling.
- **Green Corridor.** 13,000 ha of green corridor in the AMA were mapped out and the proposed green space conservation plan was validated with relevant stakeholders.

- **Restoration of Ecological Reserve.** The project restored the Banco San Miguel ecological reserve in collaboration with local communities. For example, the brigade cleaned 7.3 ha of area, removed 98,480 kg of waste from informal dumpsites. A small dam had been built to restore a shallow beach ecosystem, key for migratory birds. Around a hundred members of the local community benefited through recycling, segregating waste and composting workshops; three local schools with 200+ students benefited from workshops on recycling, health, and segregating waste; and 19 ha of exotic invasive species were removed from the ecological reserve.
- **Biodiversity Monitoring.** Biodiversity monitoring and assessment of five globally significant migratory bird species in Asuncion Bay has started in the ecological reserve in the AMA, and all species increased their numbers or achieved the mid-term target.[1]

Environmental Challenge

As in many other developing countries, the urban population in Paraguay has dramatically increased. Unstructured growth has created a series of challenges, such as the need for integrated urban planning, sustainable transportation, solid waste management, and management of green areas. Although covering less than 0.2 percent of the country´s surface area, the AMA generates almost 47.9 percent of Paraguay's gross national product. Thus, Asuncion and the ten municipalities of the AMA play a key role in the sustainable development of the country. It is critical to have integrated sustainable and resilient urban planning across the 11 municipalities.

The challenges in the AMA are interlinked. They originate in the little or lack of adequate and integrated urban planning to face the accelerated expansion due to weak institutional capacities, little or lack of medium- and long-term planning and of inter-institutional coordination. One of the main problems in the AMA is its urban transport network. The rapid, unplanned urban expansion in the AMA has resulted in an unsustainable transportation system that accounts for around 40 percent of total greenhouse gas emissions in the transport sector. The other issue is solid waste management., The amount of municipal solid waste produced by the AMA reaches about 1440 tons per day. However, waste collection services cover only 68 percent of the population with the rest disposed of at 20 illegal dumpsites. Management of green areas is another issue.

Asuncion has an extraordinary endowment of natural resources in part because of its location on the shores of the Paraguay River and its position at the confluence of four distinct ecoregions. However, habitat conversion and degradation are eroding the global value of this biodiversity endowment, and reducing the viability of species. This habitat conversion is largely due to expansion of services of all kind, including transport system to accommodate the daily influx of people from surrounding cities and settlements, and the increased production of solid and liquid waste.

Integrated Approach and Key Features

Innovative Governance to Facilitate Multi-stakeholder Dialogues

Little or lack of coordination among different national and local government institutions was one of the key challenges in developing integrated sustainable and resilient urban planning in the AMA. Thus, the project established innovative governance for relevant stakeholder engagement. The governance mechanism works effectively as a key decision-making body. The Project Board, for example, meets annually to approve project activities and annual budget, and review project implementation. The Board consists of representatives from all relevant government institutions namely 1) Minister of MADES, 2) Minister of Ministry of Urbanism, Housing and Habitat (MUVH), 3) Minister of Ministry of Public Works and Communications (MOPC), 4) Minister of Secretariat of Technical Planning (STP), 5) Minister of the National Emergency Secretariat (SEN), 6) Mayor of Asuncion, 7) Representative of Asuncion Municipal Development Council and Platform of AMA Municipal Development Councils, 8) Inter-American Development Bank Resident Representative, and 9) UNDP Resident Representative. The Project Board was particularly effective in prioritizing and building consensus about cross cutting urban planning among different national government institutions, 11 municipalities in the AMA and key donors of projects.

The other key governance mechanisms are a technical committee and eight thematic working groups.[2] These served as more practical and open dialogues and a coordination platform that aims to build trust among different stakeholders. This more frequent inter-institutional dialogue helps coordination and built trust among the working group members, leading to successful implementation of the project together with the technical committee. The committee provides technical support in four areas: land-use planning, transportation, waste management and urban green areas. The working groups consists of representatives of the partner institutions, academia, the private sector, NGOs, public institutions, and consultants, and serves as a great platform for active engagement of diverse stakeholders. Each working group consists of over 12 different institutions around 20 people per group, and meets every one to two months to discuss action plans for each topic. These working groups are particularly helpful for 11 municipalities in the AMA to exchange information, learn from each other and build consensus towards integrated urban planning.

Ecological reserve cleaning brigade @ MADES-UNDP-GEF - Santiago Davalos

Collaboration with the Private Sector and Local Communities

Joint initiatives between the Municipality of Asunción and MADES and private sector entities such as Coca Cola Paraguay and other local enterprises supported advancing good practices in waste segregation and promoted a circular economy together with local vulnerable communities. The joint initiatives achieved objectives through discussion and finding the mutual interest of stakeholders in the solid waste management working group. First, the Asuncion Green City project with MADES led to develop the mapping of the urban solid waste value chain in the AMA, which provided information on recycling companies, intermediaries, public institutions, waste pickers, and their relationships. This mapping exercise led by governments identified all members of the value chain and included them in discussions about the separation pilot. In the AMA, there is no large-scale waste recycling or recovery initiatives, and only a few small and medium size enterprises exist. Therefore, the informal sector mostly makes a living from waste picking, and an estimated 3,500 people in Asuncion make a living out of waste separation. Thus, it was critical to include them in the discussion of solid waste management.

Based on the working group discussion and in a joint initiative with the private sector, a waste segregation campaign, "Asuncion Recycles," was launched. The campaign engaged 17 neighborhoods providing great awareness raising and training opportunities.

1 Since the start of monitoring in 2018 until December 2020, the following bird species have been registered: Pectoral Sandpiper (*Calidris melanotos*) (3120 individuals), White-rumped Sandpiper (*Calidris fuscicollis*) (754 individuals), American Golden Plover (*Pluvialis dominica*) (309 individuals), Lesser Yellow legs (*Tringa flavipes*) (614 individuals), and Buff-breasted Sandpiper (*Calidris subruficollis*) (138 individuals).

2 The eight working groups are on 1) land-use planning, 2) municipal financing, 3) institutional capacities, 4) disaster risk management, 5) platform on sustainable cities indicators, 6) sustainable transport and mobility, 7) chemical substances and solid waste management, and 8) urban green and protected areas.

The campaign successfully recovered 37,225 kg of recyclable waste (plastics, cardboard, paper, and aluminum). It reached 2,521 residents, and trained more than 20 recyclers/waste pickers through the campaign. After that, the "My Neighborhood Without Waste", a joint campaign between the project and Coca Cola, was launched to implement a Separation Pilot in five neighborhoods of Asunción and to connect recyclers (an Association of Waste Pickers of the San Francisco Neighborhood) with the five pilot neighborhoods. Collaborating with other circular economy projects initiated by the private sector and other stakeholders, this campaign also supported provision of safer and cleaner materials for recycling. Furthermore, to promote larger scale recycling in the AMA, the Business Plan for the Separation Pilot Plant was completed. It will segregate for recycling materials such as paper, cardboard, metals, plastics, and tetra brick.

Multiple Knowledge Products and Training for Scaling up Impact

To ensure and scale up activities beyond the 11 municipalities in the AMA to include other cities in Paraguay, the project developed different knowledge products and organized training and workshops to provide technical guidance. For example, the National Plan for the Integrated Management of Solid Waste and the National Plan for Hazardous Waste Management included guidelines for municipalities to develop their own plan to integrate solid waste management. Furthermore, the project developed technical and operational guidance and training for solid and hazardous waste management. In addition, it carried out training sessions for solid and hazardous waste management beyond the 11 municipalities in the AMA, extending invitation for training session to 17 other municipalities.

To incorporate green infrastructure concepts into city planning and develop a proposed green corridor in the AMA, the project developed a Green Infrastructure Manual, and MUVH organized related training. The manual includes guidelines to promote urban green corridors and conserve green spaces. Through bimonthly meetings of the working group for urban green and protected areas and support from technical officers, directors of local governments reinforced commitment and follow-up actions to establish the AMA green corridor. To ensure institutional capacity, training for urban forest nurseries management was carried out; the manual for the creation and management of urban forest nurseries was provided to municipal technical officers and directors. This was because urban trees are keys to connect green areas within the AMA and to enhance biodiversity within and around the urban areas. To further promote biodiversity conservation in the AMA, native tree seeds were collected and incorporated into municipal forest nurseries as well. Furthermore, the project has developed a good practice manual to provide guidelines and criteria for the 600 km bicycle network, which is linked to the corridor in the AMA and has trained municipal officers in the use of technological tools for land-use planning and DRR management.

Capacity building - Urban forest nurseries workshop @MADES-PNUD - Irene Gauto

Recording green areas TV show - Photo credit Paraguay TV

Metropolitan land-use strategy building process - Launch event - Photo credit MADES-UNDP-GEF - Eliana Tolces

Lessons learned

Communication and Coordination for Adaptive Management

For this project, the working group was an effective platform for communication among relevant stakeholders. In addition, the Project Coordination Unit's role in coordination and facilitation of consensus building among different stakeholders was critical for flexible adaptation. Since sustainable urban planning involves many different national and local government institutions, it was indispensable to frequently share and discuss updates of project activities among all institutions involved. These frequent communications through the working groups enabled different institutions to build trust with each other, and exchange successes and challenges. At the same time, it was vital to take time in the beginning to ensure all relevant stakeholders were involved in the process, and that they felt comfortable to participate and speak up. Facilitation of discussion towards consensus building was also important among different stakeholders.

Frequent communication and coordination among key stakeholders were also critical for adaptive management. The project has faced many small and big changes almost every day and needed to adapt to all these changes (involving government, government staff, priority of action plans, NGO staff, and even government priorities (e.g. cancelation of the Metrobus Project)). The Covid 19 pandemic required changes in work schedules and implementation. These changes affected campaign activities, workshops, seminars, training, consultations (e.g. delay of activities, holding several small group meetings instead of one big meeting, and meeting online if possible) to accommodate recovery from the pandemic in the country. Frequent communication and strong coordination were vital to accommodate these changes and agree upon alternative plans of action in the working groups.

Institutional Capacity and Technical Capabilities for Sustainability

Stronger institutional and technical capacity to carry out activities and maintain initiatives are vital for appropriate implementation and sustainability. This is a fundamental requirement to develop implementing programs properly so they have a lasting impact. For this project, almost every activity includes an adequate preparation and training for technical professionals. Apart from a training course, it produced many valuable tools for municipal governments such as the Green infrastructure Manual, Manual for Urban Nurseries, Guide to elaborate local DRR Plans, Guide for the elaboration of Local Municipal Solid Waste Management Plans – Small and Medium Cities and Large Cities, Guide for Best Practices and Best Technology available for Hazardous Waste.

The project also organized a series of capacity building and awareness raising activities for local communities. For example, the Association of Waste Pickers of the San Francisco Neighborhood took part in capacity building sessions on how to formalize the association, keep track of documents, develop internal procedures, and manage social media. These sessions helped them become more coordinated as a group. The project has also worked with leaders of community organizations to organize workshops and trainings on tire recycling, composting, and organic gardens. It also launched a photo contest for young people to identify the natural resources of their community and the problem of waste in the area. In addition, it produced awareness raising materials including i) videos on the impacts of waste on the environment, composting and the 3Rs in solid waste management and informative brochures for students; and ii) composting workshops for women who are waste pickers and leaders of their communities. As a result, the income of waste pickers increased by 48 percent as of June 2021.

References and multimedia

- Mid-term Review (2020). https://www.thegef.org/project/cities-iap-asuncion-green-city-americas-pathways-sustainability
- Project Implementation Report 2021. https://www.thegef.org/project/cities-iap-asuncion-green-city-americas-pathways-sustainability Project Document. https://www.thegef.org/project/cities-iap-asuncion-green-city-americas-pathways-sustainability
- Project website. https://www.py.undp.org/content/paraguay/es/home/projects/proyecto--asuncion--ciudad-verde-de-las-americas--vias-a-la-sust.html
- Best practices and lessons learned: Integrated planning of Asuncion's Metropolitan Area (April 2020) https://www.thegpsc.org/knowledge-products/integrated-urban-planning/best-practices-and-lessons-learned-integrated-planning

Sustainable bus stops opening - Photo credit to MADES-UNDP-GEF - Eliana Tolces

Contact

- Aloke Barnwal, Senior Climate Change Specialist, Sustainable Cities Program Coordinator, GEF, abarnwal@thegef.org
- Mia Callenberg, Junior Professional Officer, GEF, mcallenberg@thegef.org
- Ludmilla Diniz, Technical Adviser, UNDP, ludmilla.diniz@undp.org
- Veronique Gerard, Programme Officer, UNDP, veronique.gerard@undp.org
- Alejandra Kemper, Project Coordinator, UNDP, alejandra.kemper@undp.org

Available at:
http://www.thegef.org/topics/knowledge-learning

The GEF Good Practice Briefs showcase examples of GEF investments that align with GEF strategies and GEF-7 programing directions and policy recommendations. The GEF Secretariat selected featured projects from a pool of nominations by GEF agencies, taking into consideration approaches used to generate multiple global environmental benefits and co-benefits, and to achieve clear results and/or sustainability. Because the Good Practice Briefs include projects that are implemented under different contexts, the practices highlighted should not necessarily be considered universally applicable.

The Global Environment Facility was established on the eve of the Rio Earth Summit to tackle our planet's most pressing environmental problems. Since then, it has provided more than **$21.7 billion** in grants and mobilized an additional **$119 billion** in co-financing for more than **5,000 projects** and programs. The GEF is the largest multilateral trust fund focused on enabling developing countries to invest in nature, and supports the implementation of major international environmental conventions including on biodiversity, climate change, chemicals, and desertification. It brings together 184 member governments in addition to civil society, international organizations, and private sector partners. Through its Small Grants Programme, the GEF has provided support to more than 26,000 civil society and community initiatives in 135 countries

NOV 2021

www.thegef.org

GLOBAL ENVIRONMENT FACILITY
INVESTING IN OUR PLANET

IFAD
Investing in rural people

Renewable Energy Technology for Smallholder Farmers

Collaboration with Local Companies for Adaptive Agriculture in Cambodia

PROJECT FULL NAME	COUNTRY & REGION	EXECUTING AGENCIES	IMPLEMENTING AGENCY
Building Adaptive Capacity through the Scaling-up of Renewable Energy Technologies in Rural Cambodia (S-RET)	Cambodia	Ministry of Agriculture Forestry and Fisheries (MAFF), Cambodia	International Fund for Agricultural Development (IFAD)
GEF PROJECT ID: **9103**		**FOCAL AREAS**	**IMPACT AREAS**
PROJECT TYPE: **FSP, SCCF**		▪ Climate Change	▪ Climate Change Mitigation ▪ Climate Change Adaptation ▪ Poverty Reduction ▪ Women's Empowerment
GEF PERIOD: **GEF-6**		GEF Project Financing **$ 4,600,000**	Co-financing Total **$ 21,092,000**

Summary

Climate change projections show Cambodia becoming hotter with increased rainfall in the wet season and reduced rainfall in the dry season. These changes will make it difficult for farmers, who have already reported that the climate has become less predictable, to select the optimal time to plant rice and other crops. The Scaling-up of Renewable Energy Technologies (S-RET) project targeted 8,000 smallholder farmers in five provinces comprising 980 villages, particularly women and poor households in remote areas, who lack access to modern, affordable, and reliable energy sources. Building on strong collaboration with and learning from existing projects, engaging small and medium sized enterprises through a Call for Proposal, and active women's participation with innovative ideas from private sector, the project succeeded in introducing appropriate and affordable RET for smallholder agriculture in rural areas of Cambodia.

As a result, the project contributed to reducing greenhouse gas (GHG) and improved climate resilience for the rural communities by investing in economically viable RET for agriculture production, processing, and post-harvest activities. Key lessons learned from this project are transparent grant mechanism for small and medium sized enterprises, scaling up and strengthening sustainability of RET by private sector initiatives, and knowledge sharing for awareness raising of RET.

Figure 1. Ms. Khat Sa Em uses a portable solar pump to grow vegetables in Ponleu village, Takeo province. @IFAD

Results, Global Environmental Benefits and Adaptation Benefits

The project has achieved the following global environmental benefits as well as direct adaptation benefits for local communities as of June 2020:

- 5,233 direct and indirect small farmer beneficiaries (34 percent female)[1] adopted sustainable and environmentally friendly RETs at farm level for agricultural production, processing, and post-harvest activities such as irrigation, drying, cooling, and storage (65 percent of target goal).
- The project has installed 1,192 RETs (non-biodigesters) to date, of which 309 units (20 percent of total) are owned by female-headed households.
- The project was able to identify various appropriate and affordable RET options for smallholder farmers, including solar dryers for processing food, portable solar water pumps to irrigate crops, biochar briquettes for heating chicks, solar poultry incubators, solar cricket incubators, and others.
- The National Biodigester Programme (NBP) has installed 1,961 biodigester plants,[2] of which female-headed households own 882 plants (45 percent). Biodigester plants directly benefited women who are responsible for collecting firewood and cooking (65 percent of target goal).
- Biodigester plants reduced 15,120 tons of CO_2 emissions and saved 9,594 tons of fuelwood[3] from 2018 to 2020.

1 Indirect beneficiaries include farmers along the value chain that benefit indirectly i.e. by renting RET (e.g. portable solar pump) or buying outputs from a direct beneficiaries' use of RET (e.g. farmers buying chicks and selling them after fattening through the GIC solar incubator).
2 NPB installed 265 biodigesters in 2017, 646 in 2018, 749 in 2019 and 301 in 2020. NPB also initiated and tested biogas to run irrigation pumps, rice milling machines and heaters for warming chicks. These pilots aim to expand the scope of NBP to support medium and large-scale biodigesters for commercial applications i.e. slaughterhouses and lagoons.
3 These net environmental benefits are calculated with the methodology subscribed under the Gold Standard based on the assumption that a biodigester has reduction in workload of 2.5 hours per day, and reduction of 4–6 kg of firewood per day or 50 litters of kerosene saved over a duration of 10 years. Emission factor of 71.9 tCO_2/TJ for kerosene was applied.

- Every kilogram of the Sustainable Green Fuel Enterprise (SGFE)'s Biochar briquettes[4] saves 6.5 kilogram of wood that is not cut from Cambodian natural forests. To date, the company has saved a forest area in Cambodia equivalent to 165 football fields, thus reducing (absorbing) about 28,000 tons of CO_2 emissions.

Environmental Challenge

Cambodia is a least-developed country and highly vulnerable to the impacts of climate change. Around 80 percent of the population live in rural areas and are dependent on agriculture for their livelihoods. Climate change projections show that Cambodia is becoming hotter, with increased rainfall in the wet season and reduced rainfall in the dry season. These changes will make it difficult for farmers, who have already reported that the climate has become less predictable, to select the optimal time to plant rice and other crops.

Cambodia's GHG emissions are low but rising and the agriculture sector is estimated to produce 80 percent of national carbon-dioxide equivalent (CO_2e). The contribution of domestic livestock to the total emissions was 48 percent followed by rice cultivation and agricultural soils—hence the rationale for increasing the adoption of biodigesters.[5] There is high potential for introduction of appropriate and cost-effective renewable energy technologies (RETs) for smallholder agriculture. However, actual adoption rates are low, with only biodigesters and solar home lighting systems in rural Cambodia due to limited knowledge of RET; limited range of proven technologies; underdeveloped marketing, financing, installation, and after-sale services for RET; high costs relative to the resources of smallholders; and an inadequate policy environment.

Integrated Approach and Key Features

While promoting RETs for smallholder agriculture to reduce GHG emission and adapt climate change, delivery of RETs also helped to address cross-cutting themes including private sector engagement, youth capacity building, technologies and knowledge transfer, and women's empowerment, which were objectives under the new National Strategic Development Plan (NSDP) 2019-2023.

Strong synergy among other projects to maximize benefits

The project has been built upon key achievements and strong collaboration with the other successful renewable energy and agricultural development projects in Cambodia, namely the National Biodigester Programme (NBP), Project for Agriculture Development and Economic Empowerment (PADEE), and Agriculture Services Programme for Innovation, Resilience, and Extension (ASPIRE), both implemented by IFAD. Building on 984 Improved Group Revolving Fund (IGRF) groups established from PADEE, the project provided a subsidy (max $150) to IGRF members when RET is purchased and add $50 to the IGRF revolving fund for each RET installation. IGRF groups have established capacity and provided their members with access to credit which can be applied to financing RET installations. Model farmers are supported to facilitate peer-to-peer learning and this has improved beneficiary's participation and interest in RET. At least half of the IGRF members are female household representatives and through the testing of technologies, women are empowered to take up alternative livelihoods and trainings.

Collaborating with the National Biodigester Programme (NBP), the S-RET project was able to scale up PADEE's tested pro-poor biodigesters as well, which are smaller and cheaper than the standard biodigester models, thus suitable for farmers with few livestock. With the S-RET project, existing social capital and empowerment of local communities have been further strengthening by providing RET solutions that help them improve agricultural productivity and reduce energy costs. After the end of PADEE in 2018, the project has now migrated under ASPIRE and has a scope for nation-wide outreach and application.

4 Biochar Briquettes made from coconut husks are a clean alternative to firewood for cooking. The residue can also be used to improve soil fertility.
5 Agricultural emissions are largely in the form of CH4 (methane) and N2O (nitrous oxide) which have much higher greenhouse effects than CO_2.

Active private sector engagement through a Call for Proposal

The entire project relies on the effectiveness of partnering with private sector renewable energy companies to deliver RETs in target areas. Results have been generated in terms of leveraging partnerships with the private sector. To get innovative and affordable RET for smallholder agriculture, the project instituted a Call for Proposal to private companies which awards testing grants (maximum $80,000) to support testing RET under smallholder farm conditions (i.e. testing carried out on-farm, not at a research facility) and roll-out grants (maximum $160,000) to establish supply chains and after-sales service networks allowing grantees to scale-up their production and reduce high transaction costs in rural areas.

Out of 30 proposals, the project signed 12 agreements with local private companies (one international) for implementation of RETs to validate the technical, economic, and sociocultural acceptability of RET. As a result, the project was able to identify various appropriate and affordable RET options for smallholder farmers including solar dryers for processing food,[6] portable solar water pumps to irrigate crops,[7] making and using biochar briquettes to heat newly hatched chicks,[8] solar poultry incubator to heat eggs, solar cricket incubators, solar hydroponics for growing vegetable with less water,[9] and solar animal feed processing machines in addition to biodigesters. After an independent expert conducted an in-depth evaluation of the testing phase, seven grantees with active roll-out grants are currently ongoing to scale-up their RET.

Figure 2. A portable solar pump to grow vegetables @IFAD

6 Traditional methods of sun drying expose fish and meat to flies, dust, and other contaminants. Thus, the product is perceived to be higher in value due to quality of drying process. More hygienic drying method allows drying during the rainy season as well.
7 Switching from diesel to solar water pumps can save up to $2,110 per year. The pump costs $600 with a 200W panel and a flow rate capacity of 2.4m^3/hour.
8 Biochar Briquettes made from coconut husks are a clean alternative to firewood for cooking. The residue can also be used to improve soil fertility.
9 Hydroponic systems can reduce water use by 82%. Around 400 plants can fit on a bed surface of 13.5m2. Each bed contains 1,755L of water which is changed every three cycles.

Active women's participation with innovative ideas from private sector

Innovative ideas from the private sector also made the active participation of women in the project possible. Most women in rural areas had no financial record of borrowing, but testing grantees had extended flexibility to pilot innovative financial schemes. For example, one of the testing grantees, EcoSun, sells portable solar water pumps and has ventured into "Pay As You Go" rental/lease models, for a portable solar pump purchased as a group investment. According to the data from EcoSun's field testing of portable solar pumps, annual operational cost for solar pumping is $50, including maintenance. This is much lower compared to the annual operational cost of diesel pumps, which is $493 for fuel, oil, and maintenance. On average, farmers can save between 2-3 litres of gasoline per day ($1.50 – $2.30). The initial capital cost to install solar pumps remains higher compared to diesel pumps (for the same pumping capacity, solar pumps cost $600 versus $160), but with saving from gasoline, it is possible to pay back the initial investment. Portable solar water pumps are easy to use and suitable for vegetable producers, especially for women who are growing off-season high-value crops (fruits and vegetables). EcoSun had installed 192 units, of which 59 owned by women headed households (31 percent).

Solar egg incubators became another popular RET for women, because a company made a solar egg incubator package and provided training on how to operate the incubators. The package includes a cage, chicken house, healthy breeds, feed, and the solar incubator system for 300 or 500-egg production capacity. Training on chicken hatching, raising, vaccination, breeding, feeding, cage construction, treatment and operation, and maintenance of the RET have been provided and directly benefitted women as well. As a result, solar incubators are proving as a suitable and easy-to-use RET securing high hatching rates. Hatching rates of 95 percent are being achieved with solar incubators, compared with only 20 percent

Figure 3: Solar powered poultry incubators with 300-500 egg-capacity @IFAD

with traditional methods.[10] Chick hatching for mostly women beneficiaries has currently become a main source of income for many families, providing $350 to $400 per month. Green Innovet Cambodia (GIC) has installed 50 solar egg incubators, of which women own 32 units (64 percent).

Lessons Learned

Transparent grant mechanism in order to reap more benefits

In order to ensure active engagement of the private sector, it was critical to get agreement on a transparent grant mechanism. While it took time to develop and agree on a transparent grant mechanism for RET through the Call for Proposal, providing more appropriate and affordable RET for smallholder farmers in Cambodia became possible only with active engagement of the private sector and integration of their innovative ideas in the project. For example, one



Figure 4: More hygienic drying method which allows drying during the rainy season @IFAD

of the grantees, Kosol/LES, which sells solar dryers for fish and meat, has set-up innovative finance schemes where 30 percent of the total RET cost ($950) is paid up front; the remaining 70 percent is paid in the form of dried beef/fish directly to the company (approximately 6kg per day and making a profit of $20/day[11]). Kosol/LES has set up e-commerce/mobile platforms and is working with retailers.

This business model is promising as it allows farmers to break even within six months from investment and increase production capacity with secure marketing and sales networks. With this model, the company could reduce risks of default payment as well. To date, there are 107 units of solar dryers installed in six provinces, of which 50 are female owned (47 percent). With the testing and roll-out grant, the cumulative amount of disbursement to grantees to date is $2,568,501: $1,779,980 in project grants and $788,521 from private companies. This grant mechanism also encouraged an investment from private companies to RET.

Private sector can initiate scaling up and strengthening sustainability of RET

The private sector played a vital role for scaling up and strengthening sustainability of RET. The private sector itself could initiate scaling up their RET business outside of the original project areas, and strengthen the sustainability of their RET business through ensuring their maintenance system. The project originally targeted five provinces. However, the companies are reaching out to other provinces to seek further business opportunities. The anticipated integration of S-RET into a nation-wide ASPIRE further enhanced the potential for scaling up and allowed the private sector to establish supply chains throughout Cambodia. IMB Cambodia and NBP are already scaling up their activities to provinces in ASPIRE.

In order to strengthen sustainability of RET, IMB Cambodia who scale-up solar has established and trained six existing suppliers to develop commercial supply chains for RETs to assure that the RETs installation are well maintained, including after-sale services and availability of spare parts at the local suppliers. These six suppliers installed 316 solar pumps, 62 of them (20 percent) with female headed households as a part of roll-out grant. Entrepreneurs Du Monde (EDM) scaled up solar micro-grids, which allowed for remote troubleshooting and monitoring, thus addressing the challenge of poor after-sales services at the village level. EDM is the second roll-out grantee to scale-up a solar Okra network and agricultural equipment for income generation activities such as solar cricket incubators, cooling system for crops and vegetable storage. Okra is an award-winning Australian company, which pioneered the smart solar-power micro grids technology. EDM installed 75 solar poultry incubators in the project areas so far.

Knowledge products and their dissemination were crucial to improve awareness of RET

Various knowledge products and training were vital to improve awareness of local and national governments and local communities. Collaborating with the Royal University of Agriculture, the project produced various knowledge products to share RET information including project briefs, training curriculum for PADEE Commune Extension Workers (CEWs),[12] newsletters, brochures, calendars, posters,

10 Access to solar energy overcomes the need for intermittent electricity access - a reason for higher chick mortality rates due to more frequent storms and rains causing higher frequency of electricity cuts in rural areas.

11 Dried beef sells at $25/30 per kg.

12 The 3-day Training of Trainers (ToT) were conducted by RUA team in each PADEE province. All CEWs were invited to participate, as trainees intend to become lead trainers for IGRF members, as well as, other farmers in their communities. Using the knowledge and understanding together with training materials getting from TOT, CEWs organized RET awareness campaigns in their respective IGRFs and other outstanding farmers within their communities.

Figure 5: More hygienic drying method which allows drying during the rainy season @IFAD

and simple handouts with basic information on RETs. The project also developed two short videos and a case study of the use of solar energy for chicken hatching and breeding. In addition, each grantee has produced a short video which is launched through social networks such as Facebook and YouTube. In collaboration with grantees, the project also produced seven technical booklets of RET in Khmer.[13] These booklets are used during training and promotional events, and have been disseminated to all Provincial Departments of Agriculture, Forestry, and Fisheries (PDAFFs), ASPIRE programme support unit, CEWs, and other stakeholders.

These products carried an important message to share knowledge on RET options to strengthen interest of national and provincial level staff, S-RET team, and CEWs working closely with smallholder farmers. The project's public extension system, namely CEWs and PDAFFs, played a particularly active role in strengthening knowledge dissemination from national to provincial and village levels. As a result, beneficiary farmers have gradually increased their knowledge on RET including aspects on life-cycle costs compared to conventional energy sources (diesel versus solar pumps), and health benefits (i.e. smoke from combustion of firewood/charcoal). At the same time, improved policy dialogue with the Ministry of Mines and Energy (MME) is also necessary to address critical aspects such as Value-added Tax reduction on solar equipment, feed-in tariffs, and net-metering policies. However, MME has a big expectation for large-scale hydro power projects in the Mekong region; thus, gaining more interest in small-scale renewable energy from MME is still a challenge and it takes longer to convince them about benefits of renewable energy.

13 These are about solar hydroponic systems, biochar briquette for heating chicks, solar animal feed processing machine, solar egg incubator, solar water pumps, solar dryers and solar hot water dip. The project is in the process of translating the technical booklets into English.

Figure 6: Women farmers are using solar dryers for fish and meat drying @IFAD

References and multimedia

- **Mid Term Review**, https://www.thegef.org/project/mainstreaming-ecosystem-based-approaches-climate-resilient-rural-livelihoods-vulnerable
- **Project Design Report Document**, https://publicpartnershipdata.azureedge.net/gef/PMISGEFDocuments/Climate%20Change/Cambodia%20-%20(9103)%20-%20Building%20Adaptive%20Capacity%20through%20the%20Scaling-up/Final_PDR_20March2016_Clean.pdf
- **S-RET Annual report 2020 Cambodia** (photo book), https://www.dropbox.com/sh/qezzd3nhd8wc23v/AADU0CoQUmzz68n0HLNaSfMia?dl=0
- **Video program about the S-RET project** (in Khmer with English subtitle), http://aspirekh.org/s-ret/

Contact

- Chizuru Aoki, Lead Environmental Specialist, GEF, caoki@thegef.org
- Kaushik Barua, Country Director for Cambodia, IFAD, k.barua@ifad.org
- Karan Sehgal, Lead Environment & Climate Specialist-Asia & the Pacific Region, IFAD, k.sehgal@ifad.org

The GEF Good Practice Briefs showcase examples of GEF investments that align with GEF strategies and GEF-7 programing directions and policy recommendations. The GEF Secretariat selected featured projects from a pool of nominations by GEF agencies, taking into consideration approaches used to generate multiple global environmental benefits and co-benefits, and to achieve clear results and/or sustainability. Because the Good Practice Briefs include projects that are implemented under different contexts, the practices highlighted should not necessarily be considered universally applicable.

The Global Environment Facility (GEF) was established on the eve of the 1992 Rio Earth Summit to help tackle our planet's most pressing environmental problems. Since then, the GEF has provided more than **$21.1 billion** in grants and mobilized an additional **$114 billion** in co-financing for more than **5,000 projects** in **170 countries**. Through its Small Grants Programme, the GEF has provided support to more than 25,000 civil society and community initiatives in 133 countries.

gef GLOBAL ENVIRONMENT FACILITY
INVESTING IN OUR PLANET

IFAD
Investing in rural people

MAY 2021
978-1-948690-79-9
www.thegef.org

GLOBAL ENVIRONMENT FACILITY
INVESTING IN OUR PLANET

UN environment programme

Finding Solutions for Electronic Waste with the Private Sector and Multi-Stakeholders Engagement

Developing Global Model of Circular Economy in Nigeria

PROJECT FULL NAME	COUNTRY & REGION	EXECUTING AGENCIES	IMPLEMENTING AGENCY
Circular Economy Approaches for the Electronics Sector in Nigeria	Nigeria	Nigeria's National Environmental Standards and Regulations Enforcement Agency (NESREA)	United Nations Environment Programme (UNEP)
GEF PROJECT ID: **10141**		GEF Project Grant **$ 2,000,000**	**FOCAL AREAS** ▪ Chemicals and Waste
PROJECT TYPE: **MSP**		Co-financing Total **$ 13,086,582**	**IMPACT AREA** ▪ Health and safety ▪ Creating safe employment
GEF PERIOD: **GEF-7**			

Summary

According to Africa Waste Management Outlook, 125 million tons of municipal solid waste was generated in Africa in 2012, and this amount is expected to double by 2025. Electronic waste (e-waste) is a particularly important and rapidly growing waste stream due to the severe pollution it creates, notably producing mercury, persistent organic pollutants (POPs) from flame retardants, dioxins, and furans. This project connects and operationalizes pre-existing elements of a multi-stakeholder Extended Producer Responsibility (EPR) system in Nigeria. EPR is an innovative policy and financial instrument that requires manufacturers, importers, and retailers of electronic products to be physically and financially responsible for the waste management of their products, but which has thus far struggled to get off the ground in developing countries. Collaborating with a private sector-led Producer Responsibility Organization (PRO) on electrical and electronic equipment (EEE) in Nigeria and local and international stakeholders, the project addresses specific gaps identified by each partner, and has developed the Guidance Document for the Implementation of the EPR Programme for the Electrical/Electronics Sector in Nigeria (the Guidance for EPR implementation). The project is helping to design and operate a financially self-sustaining circular economy approach for electronic products in Nigeria.

E-waste collection and recycling is a key source of income for many poor families; however, the informal nature of their operations exacerbates global pollution and toxic health effects. Key lessons learned are connecting and building on existing initiatives to establish a sustainable financing mechanism and management system for e-waste under the Guidance for EPR implementation. At the same time, the project also created opportunities to collaborate with the informal sector, and scaled up efforts to build a circular economy in Nigeria and beyond by collaborating with national and international stakeholders. As a result, the project contributes to reducing global pollution from e-waste, and reducing health impacts on local people in Nigeria. For the long term, the project will contribute to increasing healthy and safer employment in Nigeria, and providing a global model for a circular economy in the electronics sector in developing countries.

Figure 1. Pickers dismantle appliances by hand at Odo-Iyalaro to extract salable components @ Irene Galan / UNEP

Results, Global Environmental Benefits and Other Benefits

The project's key results to date are:

- The Guidance for EPR Implementation was gazetted in August 2020 as an enforcement mechanism of EPR Programme to reduce the severe pollution from e-waste producing mercury, persistent organic pollutants (POPs).
- The Extended Producer Responsibility Organization of Nigeria (EPRON)[1] has registered 41 electronic producers, via joint industry and NESREA notifications. A comprehensive database of producers and their products has been developed and is being piloted by EPRON, in collaboration with NESREA.
- Training 35 government agents, 23 value chain workers, and 25 informal sector workers on the new Guidance for EPR implementation and obligations by November 2020. Feedback received from informal collectors has informed the design of the collection pilot projects, including providing more visibility and security for individuals working on the street.
- Procurement initiated for e-waste collection pilots to demonstrate environmentally and socially-sound practices to collect and recycle 300 tonnes of e-waste.
- Communications strategy being rolled out to raise awareness of the new Guidance for EPR implementation, including press releases, radio jingles, and a media day for journalists. The project has also been presented at international

1 Producer Responsibility Organisation (PRO) is an entity set up in collective Extended Producer Responsibility (EPR) schemes to implement the EPR principle on behalf of all the participating producers. EPRON is the PRO in Nigeria.

events including the World Circular Economy Forum + Climate in April 2021, and the United Nations monthly meeting with Secretary General in April 2021.

- Synergies have been created with other projects, international initiatives, and stakeholders aiming to improving sustainability in the electronics sector.[2]

Environmental Challenge

E-waste management is projected to grow massively as a sector and getting the right structures in place now will have enormous impacts into the future. Nigeria has been undergoing rapid transformation in information and communication markets of e-waste, mainly by importing new and used EEE, generating an ever-growing amount of e-waste. E-waste recyclers in Nigeria (mainly in Lagos) have reported good recovery rates for base metals such as ferrous metals, aluminum, and copper. At the same time, many waste fractions with no economic value are usually dumped or burned in an uncontrolled manner such as manual dismantling and hand soldering with lead solders by the informal sector. This has caused severe emissions of pollutants such as heavy metals and POPs, including dioxins, furans, and flame retardants (PBDEs) that often adhere to fine dust particles that are then released into the air, water, and soil systems.

At the same time, informal workers including women and youth are directly exposed to hazardous chemicals and commonly suffer respiratory and dermatological problems, eye infections, and lower-than-average life expectancy. According to the International Labour Organization (ILO), up to 100,000 people work in the informal e-waste recycling sector in Nigeria, collecting and dismantling electronics by hand to reclaim the saleable components. It is critical to fully implement and enforce established formal waste management system with clear guidance and collaboration with producers, recyclers, and formal and informal collectors in Nigeria.

Integrated Approach and Key Features

The primary focus of the project is to reduce the global mercury and POPs pollution created by imported and produced EEE. In the meantime, it also aims to reduce environment and public health impacts from e-waste and to increase socio-economic benefits and healthy and safer employment in Nigeria.

Multi-stakeholder approach sharing European experience in Nigeria and beyond

With a multi-stakeholder approach, NESREA was able to develop and gazette the Guidance for EPR Implementation, one of the key outputs of the project, based on Nigeria's local context as well as international best practices and lessons brought from other existing EPR systems across the globe. Project stakeholders range from Nigerian government agencies, to United Nations agencies, the private sector, and NGOs. Under the strategic planning of Platform for Accelerating the Circular Economy (PACE),[3] the project in Nigeria has been designed as its first flagship project to demonstrate a circular economy approach for the electronic value chain. Due to proactive engagement with global dialogues on electronics and circular economy, NESREA and EPRON received specific support from the UNEP technical team and international stakeholders such as the WEEE Forum[4] during establishment of the Guidance for EPR implementation in terms of defining the roles and responsibilities of different stakeholders, prioritizing e-waste categories at different stages of the EPR implementation, and setting time-bound e-waste management targets.

Figure 2: Informal pickers support their family by collecting and breaking down electronic waste at Odo-Iyalaro @ Irene Galan / UNEP

A multi-stakeholder approach among various Nigerian government agencies is also critical to establish comprehensive producer's data system for the EPR Programme. To enforce registration with EPRON and establish a levy system of fees for collection and recycling from EEE producers and importers, EPRON is setting up a comprehensive database of producers and their products in the Black Box software[5] by collaborating with NESREA. NESREA is exploring the availability of relevant data on EEE sales and market information in the organizations including the Standards Organization of Nigeria, Nigeria Customs Service, Federal Inland Revenue Service, The Central Bank of Nigeria, Federal Ministry of Industry, Trade & Investment, National Bureau of Statistics, and others. NESREA is also exploring the possibility to solicit their support in collecting data that are relevant for the implementation of the EPR Programme under the Guidance for EPR implementation.

Strong engagement with private sector from national and international levels

Private sector engagement was vital to establish effective and sustainable EPR system in Nigeria.

The project is engaging a mix of national and international experts from the private sector, recognizing the sector's influence on the e-waste value chain. In collaboration with the E-Waste Solutions Alliance for Africa (the Alliance),[6] comprising Dell, HP, Microsoft Mobile, and Philips, NESREA first established the EPR programme as a provision in the national environmental regulation in 2011. The Alliance also supported creation of a blue print for implementing an effective e-waste management system in Nigeria, and this had been adopted and localized in the EPR plan that was subsequently approved by NESREA for implementation in 2017. However, the regulation did not provide enforceable requirements on each stakeholder, including government agencies, producers and Importers, recyclers, and collectors. Therefore, the Nigerian PRO had not managed to sign up member companies to pay levies to make the PRO sustainable or raise and use the levy to support three formal recycling companies.

To establish sustainable EEE PRO and enforce the EPR Programme in Nigeria, NESREA made registration with EPRON compulsory for all producers and importers in 2020 under the Guidance for EPR implementation, and EPRON would be able to collect levies and operate a producer's data system. Therefore, EPRON began registering more producers and preparing future activities to establish recycling schemes for environmentally-sound treatment of e-waste in Nigeria. At a national level, the formalized recyclers provide technical support to establish the recycling center, and the treatment of the collected e-waste in this project. At the international level, the project has received advice from international experts from the private sector, who have experience in a similar EPR and levy system in Europe.

2 They include WEEE Forum, GIZ's project in Ghana, the Government of the Netherlands, Platform for Accelerating the Circular Economy (PACE) and the World Economic Forum.
3 PACE is co-chaired by the World Economic Forum, Philips, UN Environment and GEF, and aims to shape global public-private leadership and accelerate action towards the circular economy.
4 The WEEE Forum is the world's largest multi-national centre of competence as regards operational know-how concerning the management of waste electrical and electronic equipment (WEEE).
5 The Black Box is a system to collect, store, manage, analyze, and produce market share information on all producers, including importers of EEE in Nigeria for the EPR Programme.
6 Since 2011, the Alliance has been pro-actively working to implement a sustainable model for e-waste recycling in Africa.

Levy system to collect fee for collection and recycling from EEE producers and importers

Establishing a levy system is a way to make the EPR program sustainable through collecting levy/fees from EEE producers and importers to cover the cost of EPRON operations, collection, recycling, and environmentally-sound disposal of e-waste. To establish a practical levy system, NESREA received technical advice from UNEP technical assistance and the WEEE Forum, since the EPR scheme for e-waste already exists in Europe. As a result, the Guidance for EPR implementation has been developed and provides a detailed financial scheme and implementation plan for collecting levies. In Nigeria, the levy to be imposed via the EPR scheme will allow formal recyclers to 'compete' and offer a similar price to the informal recyclers and therefore gain access to a higher proportion of the total e-waste. This will make the formal businesses more viable financially, while at the same time reducing the negative impacts of informal burning and disposal of hazardous components of the waste by providing access to finance and better health protection.

The project also supports NESREA, EPRON, and waste collectors on how to practically disburse levy funds to promote environmentally and socially sound e-waste management. Preparations for the collection and recycling pilots has started based on a feasibility study and collaboration with ILO and other social actors. These pilots will demonstrate how to achieve the new requirements of the Guidance for EPR implementation, test possible collection channels, map the critical networks and stakeholders, understand the actual e-waste treatment cost to help determine the level of levy per product category, and identify the solutions to dispose of hazardous fractions. To integrate formal and informal collectors into the e-waste management system, the Guidance for EPR implementation also determines roles and responsibilities of e-waste collectors, such as: every e-waste collector shall register with EPRON, organize the informal collectors into cooperatives or associations collaborating with NESREA, EPRON, and States Governments, and provide incentives (monetary, points etc.) for informal collectors to participate in a more organized structure.

Lessons Learned

Connecting with existing mechanisms for policy enforcement

Key lessons learned from this project are: 1) enforcement of policy should be linked to existing mechanisms for company registration, tax, or import processes; and 2) it is vital to link with import and trade regulators, as well as environmental regulators for enforcement. Prior to the project, Nigeria's government EPR policy was not enforced, lacking operational guidelines, targets, or enforcement mechanisms. The project has supported NESREA to develop a new Guidance for EPR implementation to ensure policy enforcement, and to set collection and recycling targets. Enforcement of the new EPR regulations is still a challenging issue and letters from NESREA were only partially effective in driving producers to register with EPRON. Thus, NESREA is joining forces with Customs and the Standards Organization of Nigeria, who accelerate registrations with EPRON as a prerequisite for importing or trading licenses of new electronics.

To connect with existing mechanisms, the Guidance for EPR implementation explicitly explains roles and responsibilities for various stakeholders of EPR system. For example, in the Guidance for EPR implementation the role of the Nigeria Customs Service is defined as to: inform importers of EEE about their obligations; communicate the list of EEE importers detected to EPRON and NESREA for appropriate follow up of EPR responsibilities; ensure importers of new and used EEE have EPRON registration as prerequisite for importation; share data with NESREA on the inflow and outflow of EEE in Nigeria; report illegal import of used EEE and e-waste; and collaborate with NESREA to inspect and control the illegal shipment of e-waste. EPRON's registration system has been also linked with the



Figure 3: Employees at Hinkley dismantle discarded laptops @ Irene Galan / UNEP

Environmental Import Clearance for Electrical/Electronic Equipment, Small and Large Industrial Equipment, and Mixed items to ensure that end-of-life EEE and hazardous wastes are not imported into the country.

Building on existing initiatives for sustainability of project

The project impacts are sustainable largely due to a project design supports existing initiatives that demonstrate the commitment of partners to dealing with the problem of e-waste. Both NESREA's EPR regulation and the existing recycling facilities are independent from the project but require a short-term intervention to operationalize them. The project is developing the producer registry database, but it will be handed over to EPRON, which has been given direct oversight and review responsibilities of the IT service provider. The sustainability plan for the project is for EPRON to take forward its role as the PRO, and NESREA to continue improving the enabling environment for the implementation of the EPR system at the national level.

From previous donor funded projects for informal collectors on health and safety of e-waste handling and the benefits of formalization, worker associations of informal collectors are organized and have received training. A second in-depth training is being developed by ILO, and to be delivered in 2021. However, even with this knowledge, collectors still choose to work in the informal sector because of the relatively higher prices of e-waste. The levy should make up for the difference in prices and make the formal sector competitive. To make the project sustainable beyond the project period, the operational Guidance for EPR implementation also provides specific targets and enforceable provisions on each stakeholder, e.g. types

and quantity of e-waste to be collected over a one-, two-, and five-year period.

Scaling up toward Circular Economy in Nigeria and beyond

To develop a large scale 'Country Intervention Model,' that will allow Nigeria to scale up the previous and current pilot activities to national scale, the project interacts closely with the E-waste Coalition, a group of UN agencies and partners including the International Telecommunications Union, UNIDO, ILO, and others. NESREA believes the EPR Programme is a global tool and it will be applicable to other products such as plastics, chemicals, tires, and metals. Toward non-plastic pollution and achieving a circular economy in Nigeria, NESREA is willing to scale up lessons learned from this project to other waste streams. The project is innovative in terms of closely integrating the social and labor aspects of current e-waste management structures, and pilot mechanisms for transforming informal work into decent jobs through a partnership with ILO are important levers for future scaling up of this project.

Based on the project learning, a report on circular economy in Africa is under development and will be released in 2021. The report will identify key challenges faced by Africa and propose a roadmap towards the circular economy for electronics in the region. A global roadmap on circularity and managing the chemicals and waste in the electronic value chain is in preparation as well. Ongoing regional and global knowledge exchange on the circular economy model will scale up beyond Nigeria via regional networking and knowledge sharing to achieve the longer-term aim of reducing the use of harmful chemicals in electronics. UNEP and the World Economic Forum are engaged with major electronics manufacturers at the international level to highlight the lessons learned from this approach and to advocate for more leadership from the major manufacturers to promote circularity.



Children living in Olusosun dumpsite by Irene Galan, UNEP

References and multimedia

- Project Implementation Report 2020. https://www.thegef.org/project/circular-economy-approaches-electronics-sector-nigeria
- CEO Endorsement. https://www.thegef.org/project/circular-economy-approaches-electronics-sector-nigeria
- Guidance Document for the Implementation of the Extended Producer Responsibility (EPR) Programme for the Electrical /Electronics Sector in line with Circular Economy (NESREA 2020), https://www.nesrea.gov.ng/wp-content/uploads/2021/02/Finalized_EPR_Guidance_Document.pdf
- UNEP Web story. Dark skies, bright future: overcoming Nigeria's e-waste epidemic, https://www.unep.org/news-and-stories/story/dark-skies-bright-future-overcoming-nigerias-e-waste-epidemic
- From Waste to Wealth: Short promotional video on launch of programme in 2019, https://www.youtube.com/watch?app=desktop&v=Fbc6W4lJAcc

Contact

- Anil Bruce Sookdeo, Chemical and Waste Focal Area Coordinator, GEF, asookdeo@thegef.org
- Evelyn Marie Swain, Environment Specialist, GEF eswain@thegef.org
- Eloise Touni, GEF Chemicals and Waste Unit, UNEP, eloise.touni@un.org

The GEF Good Practice Briefs showcase examples of GEF investments that align with GEF 2020 Strategies and GEF-7 Programing Directions and Policy Recommendations. Featured projects were selected by the GEF Secretariat from a pool of nominations by GEF Agencies, taking into consideration approaches used to generate multiple global environmental benefits and co-benefits, and to achieve clear results and/or sustainability. Because the Briefs include projects that are implemented under different contexts, the practices highlighted should not necessarily be considered as universally applicable.

The Global Environment Facility (GEF) was established on the eve of the 1992 Rio Earth Summit to help tackle our planet's most pressing environmental problems. Since then, the GEF has provided more than **$21.1 billion** in grants and mobilized an additional **$114 billion** in co-financing for more than **5,000 projects** in **170 countries**. Through its Small Grants Programme, the GEF has provided support to more than 25,000 civil society and community initiatives in 133 countries.

gef GLOBAL ENVIRONMENT FACILITY
INVESTING IN OUR PLANET

UN environment programme

MAY 2021
978-1-948690-82-9
www.thegef.org

GLOBAL ENVIRONMENT FACILITY
INVESTING IN OUR PLANET

Food and Agriculture Organization of the United Nations

Strengthening Climate Resilience through People-Centered Approaches:

Farmer Field Schools and Dimitra Clubs in Senegal

PROJECT FULL NAME	COUNTRY & REGION	EXECUTING AGENCIES	IMPLEMENTING AGENCY
Mainstreaming ecosystem-based approaches to climate-resilient rural livelihoods in vulnerable rural areas through the Farmer Field School methodology	Senegal	Ministry of Agriculture and Rural Development (MAER)	Food and Agriculture Organization of the United Nations (FAO)
GEF PROJECT ID: **5503**		GEF Project Grant **$ 6,228,995**	**IMPACT AREAS** ▪ Climate change adaptation ▪ Food security
PROJECT TYPE: **FSP, LDCF**		Co-financing Total **$ 24,607,385**	**FOCAL AREAS** ▪ Climate Change
GEF PERIOD: **GEF-5**			

Summary

Senegal's productive sectors are progressively being exposed to the effects of climate change, with direct consequences for food and forage crop yields. Farmers and agro-pastoralists are subjected to increased risks and have to adapt their agricultural and pastoral systems to a hotter and drier future. Women face more constraints than men in being able to respond appropriately to these new challenges, as they have less access to resources, information, and participation in decisions. The resilience of people to climate change was enhanced by the project by building the capacity of communities and women through two innovative, people-centered approches—Farmer Field Schools (FFS) and Dimitra Clubs,[1] and by strengthening agro-climate information communications and setting up a climate resilience fund for scaling up project achievements.

The project operates in 17 communes located in seven administrative regions across three ecogeographical zones of Senegal and supports climate change mainstreaming and integration of FFS approach in national policies and programs. Key lessons learned from this project are related to the methodological alliance between FFS and Dimitra Clubs towards community and women's empowerment, strong partnership with relevant government agencies, and effective engagement with Civil Society Organizations (CSOs) and community radio stations.

1 **Farmer Field Schools (FFS)** are non-formal education processes characterized by hands-on group learning in the field that builds on local knowledge systems, tests and validates scientific concepts, and fosters group cohesion and community decision-making (FAO 2019). The **Dimitra Clubs** constitute a community-led and gender-transformative approach that facilitates rural community empowerment. In sub-Saharan Africa, they triggered changes in gender roles as well as substantial improvements in rural livelihoods, climate change adaptation, nutrition, social cohesion, and community governance.

Figure 1. Setting up stone barriers through Dimitra Clubs' collective action as a part of climate change adaptation by the villagers of Saré Boubou (Tambacounda region) @FAO/ Yannick De Mol

Results, Global Environmental and Adaptation Benefits

By June 2020, the project had achieved the following global environmental benefits and climate change adaptation results:

- 100 percent of targeted farmers and herders (12,576 producers) were trained in climate change adaptation techniques and tools, including 7,335 women (58 percent), through 560 Farmer Field Schools (FFS) and Agro-Pastoral Field Schools (APFS),[2]
- Household incomes and productivity of field school participants have increased up to 20 percent using climate change adaptation (CCA) practices and agro-meteorological information.
- 503 Dimitra Clubs (120 percent of end-of-project target) were created in 142 villages across 11 municipalities with 15,000 members and over 1,000 leaders, the majority of them women. Dimitra Clubs enabled their members (women, men, girls, boys) to enhance their active participation in local development and governance, to improve women's leadership, and to guarantee the wide dissemination and ownership of CCA techniques and tools.
- An information management and exchange system of agro-climatic data was developed under the technical coordination and supervision of the National Agency of Civil Aviation and Meteorology (ANACIM). Eleven local multidisciplinary working groups were installed in the three eco-geographical zones, and around 10,000 farmers and breeders received agro-climatic information through the groups, including through voice messages in local languages.
- The National Agency for Agricultural and Rural Council (ANCAR), the project's partner institution, adapted FFS methodology for their activities, which facilitate the integration of the FFS approach into their advisory system, dissemination of CCA practices, and institutionalization of FFS approach in Senegal.
- A National Climate Change Resilience Fund is operational and has doubled available fund by collaborating with

2 The APFS approach is a participatory learning model where agro-sylvo-pastoral groups learn through observation and experimentation within a community. This approach relies on the extensive experience of FAO in FFS and Pastoral Field Schools (PFS).

existing funding mechanism, the National Fund for Agro-Sylvo-Pastoral Development (FNDASP).

Environmental Challenge

In Senegal, more than 80 percent of rural people depend on winter rains to ensure their food security. Senegal's agricultural sector is dominated by small subsistence family farming. Less than 2 percent of harvested land is irrigated. Livestock is the second pillar of Senegal's economy and involves about 350,000 families, or a total labor force of about 3,000,000 people (over 23 percent of the national population), primarily the most vulnerable. Thus, climatic disturbances have notable effects on the lifestyles of these populations and their socio-economic activities. This means that all households are facing permanent risk situations and high vulnerability due to the lack of means at their disposal to deal with shocks.

An analysis of climate change shows that the spatial and temporal variability of rainfall in the Sahel is among the largest in the world and is a major constraint that farmers and agro-pastoralists have adapted to with extensive farming systems. Therefore, climate change is not just an environmental problem; it also affects the food security of the most vulnerable people, including women who depend on agriculture and agro-pastoral production as their main livelihood. While seeking to improve their food and nutritional security and increase their incomes, it is important to strengthen the capacity of agro-sylvo-pastoral producers to withstand shocks and adapt to climate threats. The main barriers to effectively addressing climate change challenges include: insufficient awareness of climate change risks, best practices, and strategies among institutions, producers, and consumers; lack of capacity in adopting drought-resilient agropastoral and agroforestry practices; and weak policies and programs to confront climate change in key productive sectors. The project filled these gaps and reduced climate change-induced threats by introducing CCA dimensions into FFS and Dimitra Club approaches.

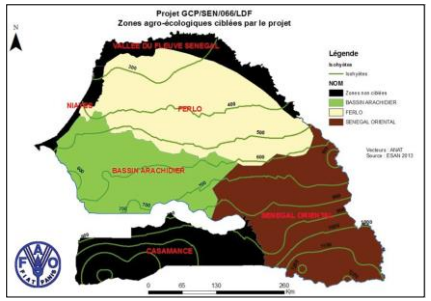

Figure 2. Map of the six eco-geographical zones of Senegal, The target areas of the project are three ecogeographical zones: the Sylvo-Pastoral Zone (yellow area), the Groundnut Basin (green area) and the Eastern Senegal area (brown area)[3] (Source: ANACIA & CSE)

Integrated Approach and Key Features of the project

The project was developed based on successful approaches in neighboring countries (Mali, Niger, and Burkina Faso) to mainstream climate resilient approaches through the FFS methodology. The project scaled up the FFS approach that has been endorsed at the national level by various governments in the region. In Senegal, through this project the FFS approach was extended to include both irrigated and rainfed production systems , including agro-sylvo-pastoral contexts.

Capacity Building through Famer Field Schools; Hands-on Group Learning in Field

To mainstream CCA into local planning, the project took advantage of applying the successful FFS approach[4] in Senegal. The FFS is supported by a trained facilitator who meets with farmers regularly during the growing season/productive cycle, often on a weekly basis, to carry out experiments in the field. Participants identify production problems, brainstorm potential solutions, then set up study plots to compare local practices and improved practices. In this way, farmers and agro-pastoralists could learn-by doing the agroecological dynamics and the improvement of production, and try out innovative approaches to adopt CCA methods in their own fields. The project successfully integrated CCA and nutrition into the FFS curricula, which were adapted to the specificities of each ecological zone. Through FFS training sessions, field studies were carried out to assess with farmers the best options in term of cost reduction, yield, reduction of environmental pollution, enhancement of ecosystem services, and optimization of natural resources with the main objective of reducing climate change impact.

In collaboration with the Ecological Monitoring Center (CSE) and ANCAR, 52 best practices were developed and adapted to the different agroecological contexts, specifically in three key areas: natural resource management and biodiversity restoration; improvement of animal production and; improvement of agricultural production systems.[5] For instance, in the sylvo-pastoral zone, 840 livestock breeders increased their capacity to produce newly-introduced elephant grass to cope with the lack of forage. Elephant grass yields are around 20 tons per hectare of dry forage for one harvest, with a possibility to harvest five times per year. 350 breeders increased their capacity to improve straw through urea treatment, which increased nutritional value by 50 percent. 230 breeders have improved skills of the techniques for manufacturing multi-nutritional blocks. In the Groundnut Basin Area and Eastern Senegal zone, 8,376 farmers, of which 60 percent are women, trained through FFS adopted CCA practices such as early seed production, water management, and mulching, seedling, and organic products manufacturing.[6] These best practices to cope with climate change are now integrated into the national action plans to support extension services and trainings to strengthen the technical and managerial capacity of small producers. In addition, FFS activities can lead to changes in gender dynamics and in decision-making within households. For example, community village chicken coops set up by 120 women saw death rates drop from 63.6 percent to 18.2 percent and egg laying increase from 79.4 percent to 169.7 percent compared to traditional chicken coops.

Community engagement for empowerment and women's leadership through the Dimitra Clubs

The Dimitra Clubs gather informal groups of rural women and men of all ages voluntarily to discuss and find solutions to common problems, including climate change effects, using their own resources and collective efforts. By promoting a rural transformation led by rural communities themselves, the Dimitra Clubs empower communities and facilitate community ownership of actions, thereby enhancing sustainability. It is an excellent approach to boost leadership of women and youth in decision-making processes, improve social cohesion and gender equality, and facilitate access to information and knowledge to the most vulnerable. Fatou Ngom, a woman member of the Dimitra Clubs, village of Kouthia Farindella in Tambacounda region said: "I am truly grateful to the Dimitra Clubs. Before I did not use to attend the village meetings. Women were not informed on the issues and activities discussed and carried out by the community. We, the women, did not have the right to speak. Now, thanks to the clubs, we dare to speak in public and give our opinion."

Local leaders and governments valued and respected community led local activities of the Dimitra Clubs. For example, after one year of activities, the Dimitra Clubs in the village of Saré Boubou set up stone barriers to preserve arable land against erosion with the

3 *The Sylvo-Pastoral Zone of Ferlo* is one of the largest areas of the country with an area of 55,561 km² but with only 4 percent of arable land. Due to the severe nature of the environment, the main production system is based on extensive livestock transhumance (22 to 30 percent of the national livestock). *The Groundnut Basin Area* covers an area of 46,367 km² (57 percent arable land). Two-thirds of the production of millet and groundnuts (main national cultures) is from this area. *The Eastern Senegal Zone* is 51,958 km² (10 percent arable land). Mining is the predominant activity in its northern part, while pastoralism is dominant in its southern area. It also provides nearly all of the fuel-wood consumed in large urban centers.

4 The FFS approach enhances understanding of complex agro-ecosystems, co-produces innovation, empowers farmers and sharpen the farmers' ability to make critical and informed decisions on production. An FFS group comprises 20-30 farmers, livestock producers, or fisherfolk from the same locality who are interested in learning about improved practices. With this approach, the project supported a cascade of capacity building in rural areas through (re-)training master trainers, facilitators of FFS, and FFS participants in a village on CCA agriculture and pastoral practices.

5 Exchanging FFS and APFS experiences on CCA practices, at least 11 good CCA practices for agro-pastoralists have been identified: (i) use of forage bean and elephant grass to cope with lack of forage, (ii) water management with mulching and zai practices, (iii) short cycle seed production, (iv) stone line to prevent soil degradation, (v) promoting organic fertilizer,(vi) crop association; (vii) manufacturing multi-nutritional blocks; (viii) urea treatment to improve nutritional value of straw; (ix) establishment of improved village chicken coops to diversify income; (x) establishment of small vegetable plots to improve nutrition; (xi) multi nutritional blocks to improve livestock feed in the dry season; and more.

6 112 ha of millet production are planned for this wintering 2020 Multiplication of short cycle seeds with high nutritional value: peanuts (7 ha), millet (5 ha), corn (3 ha), sorghum (3 ha), bio fortified millet production (75 ha) and rain-fed rice (5 ha) in addition to marketing support with partner producer organizations.

Figure 3: Village Assembly where the ideas of Dimitra Clubs are shared and discussed in Tambacounda @De Mol/FAO

technical support of the FFS and the Institut National de Pédologie (National Institute of Soil Science). The Dimitra Clubs also helped resolve land-use conflict between farmers and herders through dialogue. For instance, farmers and herders agreed to create a space where animals can wait until farmers finish their harvest and before herders bring their animals back to their village before the dry season. As a result of FFS and the Dimitra Clubs, 150 women from five villages in Tambacounda region were encouraged to have collective fields to improve their nutrition and income, and access to water was greatly improved when the community was mobilized by the Dimitra Clubs to participate in cleaning the wells or making borings for water supply in ten other villages of the region.

Setting up sustainable mechanisms in climate resilience fund

The project set up a resilience fund for preparing, financing, and monitoring the implementation of proposed sub-projects for producer organizations such as income-generating activities and strengthen the economic viability of households. To make the fund sustainable, the project collaborated with an existing national development fund, FNDASP, which provided multisectoral technical support to producer organizations, including implementation of CCA community-based plans. With contributions from the State via the Finance Law and from agro-pastoral production sector via levies, FNDASP's capital facilitates the pooling of partners' financial resources to double the initial allocation of the climate resilience fund. The FNDASP resilience fund is operational, and its revolving fund is accessible by producer organizations to support collective initiatives relating to adaptation to climate change. Ten producer organizations are funded through the resilience fund and their CCA projects are ongoing.

This innovative financing mechanism facilitates the scaling up of project achievements and promoting



Figure 4: Village of Saré Gueda, woman leader of one of the Dimitra Clubs @De Mol/FAO

communities to be lead actors of CCA activities. For producer organizations to get the technical advice and support for their sub-projects in transparent manner, three supervision entities were installed: National Approval Committee to approve the sub-projects based on the technical advice; Regional Evaluation Committees to provide technical opinions on the sub-projects; and Local Animation Committees to support producer organizations in the identification, formulation, and advisory throughout implementation of their sub-projects.

Lessons Learned

People centered approaches leading to inclusive local engagement and climate action

The methodological alliance between FFS and Dimitra Clubs enabled the enhancement of technical skills, community empowerment and women's leadership for resilience and climate change adaptation. FFS and Dimitra Clubs are socially inclusive because of their focus on smallholders, who are often among those more vulnerable, and their methods contribute to improving livelihoods and reducing rural poverty. Both participatory approaches were complementary: while FFS is transfered through the Dimitra Clubs to non FFS members and the whole community, Dimitra Clubs disseminated newly introduced practices to other villagers, including women and youth. There is around one FFS active in a village during agricultural/pastoral seasons, while there are four to six Dimitra Clubs in a village, and they are active all year. Learning from FFS is transfered through the Dimitra Clubs to non FFS members and the whole community, amplifying the impact of FFS through members while strengthening women's role and knowledge exchange within a village.

FFS and Dimitra Clubs empowered local communities to strengthen their resilience against shocks like climate change and pandemics. Moussa Diop, Club Dimitra Leader at Koulor village said: "The project through the Dimitra Clubs did not come to solve our problems, but it shows us how to lift our constraints by our own means and our capabilities. With the Dimitra Clubs, transparency and communication are strengthened within the community and this is the way of our stability and development." These dynamic and community-driven platforms have proven to be successful approaches to encourage behavioral change and agile responses to threats. FFS and Dimitra Clubs were active and engaged on COVID-19 awareness through their engagement with the community and their connection on WhatsApp for information sharing. The project demonstrates how people in villages can become real agents of change through participatory approaches.

Strong partnership with government agencies enabling climate mainstreaming and sustainability of outcomes

The project was successful thanks to strong partnerships with relevant government agencies including ANACIM, ANCAR, CSE, Department of Environment and Classified Establishments and FNDASP. Harnessing the different technical expertise of these agencies was critical for: analyzing climate information; leading the multidisciplinary working group; broadcasting meteorological information to farmers and field school facilitators; strengthening farmer organizations; capacity building on adapted seed production; providing extension services with CCA; following up with famers trained through field schools; climate vulnerability analysis; characterization of pastoral units; capitalization of CCA practices; mapping natural resources in sylvo-pastoral zones; mainstreaming CCA in national policies and local development plans; and operationalization of the resilient funds and capitalization of the project results.

While working with local farmers and herders on the ground, the project simultaneously mainstreamed these CCA good practices into local and national policies, strategies, and action plans to scale up tangible results at both field and policy levels. The project established a high-level intersectoral group in the National Climate Change Committee, which then defined and adopted the CCA strategies and resilience agenda to be mainstreamed into policies, programs, and projects based on experience on the ground. The Regional Climate Change Committee was revitalized through a capacity-building program based on: (i) the integration of the climate change dimension in planning and budgeting, (ii) the development of a feasible plan of action; and (iii) the preparation of financial resource mobilization strategies for a regional policy dialogue on climate change to monitor, evaluate and submit CCA projects.

As a result, the climate change dimension, together with gender, migration, and nutrition, was integrated into the National Guide for Local Planning for the communal development plans. A policy brief "Agro-sylvo-Pastoral sector & climate change in Senegal" was prepared, eight action plans integrating CCA strategies were developed for producers organizations in the Sylvo-pastoral zone, and nine action plans were developed in the Groundnuts basin and Eastern Senegal, resulting in 27 Farmers Organizations integrating CCA strategies.

Effective engagement with CSOs and community radio stations helping outreach to communities

Collaboration with a variety of Civil Society Organizations (CSOs) was vital for successful implementation of the innovative approach such as the Dimitra Clubs. Trusted CSOs initiated dialogues with villagers and explained the Dimitra Clubs concept, and partnership with community radio stations in rural areas helped Dimitra Clubs mobilize local communities and amplify the voice to women, youth, and other vulnerable people. Local radio stations, which broadcast in local languages, play a pivotal role as a source of information in local communities and helped Dimitra Clubs members reach broader audiences by broadcasting their good practices and results obtained.

Figure 5: Saré Boubou, Tambacounda Region @De Mol/FAO

Figure 6. Welcoming Dimitra Clubs members in a village in Koussanar @De Mol/FAO

References and multimedia

- **Mid Term Review**: https://www.thegef.org/project/mainstreaming-ecosystem-based-approaches-climate-resilient-rural-livelihoods-vulnerable
- **Project Document**: https://www.thegef.org/sites/default/files/project_documents/08-31-15_Project_Document_PAD_0.pdf
- FAO. 2019. ***Farmers taking the lead—Thirty years of farmer field schools***. Rome, http://www.fao.org/3/ca5131en/ca5131en.pdf
- FAO. 2016. Farmer Field School Guidance Document. http://www.fao.org/3/i5296e/i5296e.pdf
- Video: **Dimitra Clubs, Stepping Stones towards Climate Change Resilient Communities in Rural Senegal** https://www.youtube.com/watch?v=S7aWWtDbI5Y

Contact

- Chizuru Aoki, Lead Environmental Specialist, GEF, caoki@thegef.org
- Stefano Mondovi, Agricultural Officer, Farmer Field Schools, Plant Production and Protection Division, FAO, Stefano.Mondovi@fao.org
- Christiane Monsieur, Dimitra Clubs' Programme Coordinator, Inclusive Rural Transformation and Gender Equality Division, FAO, Christiane.Monsieur@fao.org
- Mame Diene, Policy and Institutions Expert, FAO Representative in Senegal, FAO, mame.diene@fao.org

The GEF Good Practice Briefs showcase examples of GEF investments that align with GEF strategies and GEF-7 programing directions and policy recommendations. The GEF Secretariat selected featured projects from a pool of nominations by GEF agencies, taking into consideration approaches used to generate multiple global environmental benefits and co-benefits, and to achieve clear results and/or sustainability. Because the Good Practice Briefs include projects that are implemented under different contexts, the practices highlighted should not necessarily be considered universally applicable.

The Global Environment Facility (GEF) was established on the eve of the 1992 Rio Earth Summit to help tackle our planet's most pressing environmental problems. Since then, the GEF has provided more than **$21.1 billion** in grants and mobilized an additional **$114 billion** in co-financing for more than **5,000 projects** in **170 countries**. Through its Small Grants Programme, the GEF has provided support to more than 25,000 civil society and community initiatives in 133 countries.

gef GLOBAL ENVIRONMENT FACILITY
INVESTING IN OUR PLANET

Food and Agriculture Organization of the United Nations

MAY 2021
978-1-948690-81-2
www.thegef.org

GLOBAL ENVIRONMENT FACILITY
INVESTING IN OUR PLANET

Participatory Conservation and Peacebuilding in Dry Forest as Production Landscape

Nature-based Solutions for Local and Global Benefits in Colombia

PROJECT FULL NAME	COUNTRY & REGION	IMPLEMENTING AGENCY	EXECUTING AGENCIES
Conservation and sustainable use of biodiversity in dry ecosystems to guarantee the flow of ecosystem services and to mitigate the processes of deforestation and desertification	Colombia	United Nations Development Programme (UNDP)	Ministry of Environment and Sustainable Development (MADS); Autonomous Regional Corporation of the Upper Magdalena (CAM); Regional Autonomous Corporation of the Canal del Dique (CARDIQUE); Regional Autonomous Corporation of Cesar (CORPOCESAR); Regional Autonomous Corporation of La Guajira (CORPOGUAJIRA), Regional Autonomous Corporation of Tolima (CORTOLIMA); and Regional Autonomous Corporation of the Valle del Cauca (CVC)
GEF PROJECT ID: 4772	FOCAL AREAS	IMPACT AREAS	
PROJECT TYPE: FSP	▪ Multi Focal Area	▪ Land degradation ▪ Biodiversity ▪ Sustainable Forest Management	
GEF PERIOD: GEF-5	GEF Project Financing $ 8,787,819	Co-financing Total $ 26,934,999	

Summary

The dry forest ecosystem is a high conservation priority in Colombia. This project seeks to promote the sustainable use and conservation of biodiversity in dry forests to ensure the flow of ecosystem services and to mitigate deforestation and desertification in the Caribbean region and the Inter-Andean Valley of the Magdalena River (VIRM) in Colombia. The project contributed to the flow of multiple global and local ecosystem services, including carbon storage, food production, water supply, fodder supply, and biodiversity habitat. The project also established protected areas, implemented Reduced Emissions from Deforestation and Forest Degradation (REDD+) pilot projects, and promoted sustainable land management. At the same time, the project built trust with local communities, promoted participatory conservation in the tropical dry forest as a production landscape and ensured benefits for local communities from dry forest ecosystem services, including reviving traditional agricultural products.

As a result, the project fostered strong ownership by local communities and contributed to peacebuilding in the post-conflict areas, since maintaining the good environmental condition of the dry forest and its ecosystem services provide for local livelihoods and food security, which were the basis for agreement between the government and local communities. Based on institutional capacity building of local governments and other organizations, the project contributed to develop a nationwide project to conserve dry forest in Colombia. Key lessons learned from this project are: importance of good marketing strategy to link small producers to entrepreneurs for valuing biodiversity, adaptive management to incorporate peacebuilding and socio-economic intervention, and participatory biodiversity monitoring that turned local communities into strategic partners.

Results, Global Environmental Benefits and Other Benefits

The project's key results are:

- 15 protected areas with conservation agreements have been signed (exceeded the target indicator of 12 agreements): Dry Forest Conservation (1); Complementary Strategies for Dry Forest Conservation (2); dry forest conservation through Natural Reserves of the Civil Society (12), such as conservation corridors, regional protected areas, and buffer areas. 31,973 hectares of the dry forest and other dry ecosystems (exceeded the target indicator of 18,000 hectares) have been identified, delimited, and characterized as conservation areas.
- 3,176.6 hectares (exceeded the target indicator of 1,000 hectares) of dry forests are in restoration processes: 1,547.6 hectares were restored and maintained using landscape management tools; 1,629 hectares owned by families interested in increasing conservation areas are under restoration.
- 4,247,588 tC02 (exceeded the target indicator of 2,838,588 tC02) were not released as a global benefit at the end of the project due to the regeneration of 4,229 hectares of dry forest.
- 703 professionals and specialists of the national environmental institutions were trained in biodiversity conservation, sustainable forest management, and sustainable soil management. Of those, 170 officials received training to strengthen their capacities on environmental land use planning, integrated water resource management, comprehensive risk management, and adaptation to climate change.
- Capacity of 495 families (exceeded target indicator of 400 families) for sustainable use

Figure 1. Plant nursery practices led by women for the restoration of the dry forest. @ PNUD Colombia

and conservation of dry forest have been strengthened. 205 families in the Caribbean region and 290 families in the Andean region established fruit gardens, organic cocoa productions, and home gardens to recover native seeds, contributing to food security; installed eco-efficient stoves to reduce wood consumption; were trained to prevent forest fires; and are now developing further actions for the sustainable use and conservation of dry forests.

- Ten biodiversity value chains and environmentally sustainable production initiatives (exceeded target indicator of eight) have been strengthened; seven of them are in the Caribbean region (Bolívar and La Guajira) and the other three are in the Andean region (Huila and Tolima), including nature tourisms and production of native beans, yams, and vegetables.

Environmental Challenge

Dry forests, currently one of the most threatened ecosystems in the Neotropics, have long been centers of human population and are subject to intense transformation due to their fertile soils. Tropical dry forests show high levels of deforestation, with direct consequences of habitat loss and degradation, illegal logging of native species with a high market value, unplanned burns, and forest fires. These highly sensitive ecosystems are also affected by climate change. The main cause of these threats is the expansion of agriculture and extensive livestock farming, and industrial and urban areas. Moreover, dry forest areas are in demand for oil exploration, mining, and building infrastructure, including roads and dams.

Deforestation has multiple social and economic impacts. However, the impact is more immediate at a local level, particularly in communities that depend on the dry forest for their subsistence and economic activities. Deforestation leads to the loss of food options (hunting, fruit gathering), energy sources, building materials, and fodder for domestic animals, and alters ecosystem services such as water storage and regulation, erosion prevention, soil fertility maintenance, climate regulation (including shade and humidity for people and animals), and rainy season flood and landslide control, among others. According to the Red Papers of Colombia (2002), 16 percent of the country's threatened species are found in the tropical dry forest, which plays an important role as a wildlife corridor and place for feeding and rest, because most wildlife migrates to wetlands or riparian forests in times of drought.

Integrated Approach and Key Features

Dry forest restoration through landscape management is aimed at recovering the forest and its adjacent areas, as well as promoting the involvement of the community to improve the sustainability of the conservation actions. At the same time, conservation of production landscapes also supports the conservation of biodiversity and secures socio-economic benefits from the dry forests through an agroforestry system approach that promotes connectivity of agroforestry products and conservation/restoration of these ecosystems.

Building trust for participatory conservation in dry forest as production landscapes

Strong community engagement is one of the most important features of this tropical dry forest conservation project. The project showed high levels of sensitivity to connect with beneficiaries, generate trusting relationships and support capacity building and empowerment of local communities. With participation of 495 families living nearby and benefiting from ecosystem services provided by the critical dry forest, the project promoted conservation of dry forest to maintain the flow of global and local dry forest ecosystem services of such as carbon storage, food production, water supply, supply of fodder for livestock, provision of biodiversity habitat and ecotourism. Exploring sustainable livelihoods in the dry forests, local communities are actively engaged in conservation of tropical dry forest as production landscapes. For example, community members work as forest rangers (and children participate as little forest rangers), serve as community guardians for forest fire prevention, and promote nature tourism, hiking, handicrafts, environmentally sustainable production, and home gardens.

For local livelihoods, out of 495 families that participated in capacity building for dry forest conservation, 60 established fruit gardens, 30 established native cocoa processing and production arrangements, and 150 families established home gardens to recover native seeds as a contribution to food security. In addition, 35 families led by women formed an association to develop community tourism (bird tourism, hiking, environmental interpretation, nursery practices, and traditional cuisine). Women-led groups also organized a group of craftswomen, produced and sold organic products and seeds from the dry forest, and strengthened the organic community garden. In order to reduce wood consumption, 110 families in the Caribbean region and 50 families in the Andean region installed eco-efficient stoves as well. In the Andean region, 230 individuals are guardians of the dry forest and 150 children served as little forest rangers. At the same time, 14 community brigades were trained to reduce the incidence of forest fires in the areas of the project. As a result, there was an 84 percent reduction of forest fires in the Garupal Basin, where forest fires have historically occurred; 950 hectares burned in 2015 and the figure decreased to 160 hectares in 2018.

Figure 2: Asomudepas, the San Jacinto farmers' association, is implementing novel in-vitro plant tissue culture techniques to ensure the reproduction of native species not only for the forest's survival but also for food security by ensuring a constant supply of heirloom varieties of beans, yuca, and yam. @PNUD Colombia

Ensuring livelihood and peacebuilding in post-conflict areas through nature-based solutions

In the post-conflict areas in Colombia, peacebuilding was vital for sustainable development and effective conservation in tropical dry forests. After the Peace Agreement of Colombia, local peoples came back to their land and needed to re-establish their livelihoods. Thus, nature-based solutions, sustainable provision of ecosystem services flows from dry forests, including agroforest products, was more important than ever for local communities. The Peace Products of the Dry Forest campaign and the Responsible and Sustainable Supply Chain Program were designed and developed to promote forest products and establish connections between farmers and the private sector as a part of strategy to promote and consolidate value chains. With the campaign and program, local peoples were able to ensure their livelihoods and actively engage in dry forest conservation activities.

Under the initiative called *La paz se cocina en las ciudades y se cosecha en el bosque seco* (Peace is Cooked in the Cities and Harvested in the Dry Forest), gourmet restaurants in Cartagena are offering agrobiodiversity products in their menus, including 17 species of native beans, yams, and vegetables. Organic cocoa is being exported, honey from the dry forest is traded locally and regionally, and birdwatching has become a central component of nature tourism in Aipe and Dibulla. All these activities have contributed to livelihood diversification for local communities and the preservation of the dry forests. In collaboration with the Ministry of Environment and Sustainable Development (MADS), the post-conflict environmental zoning of 202 municipalities was carried out, of which 55 have dry forest in their jurisdiction. This task was carried out as a contribution to article 1.1.10 of the Final Peace Agreement of Colombia with the FARC guerrilla group on closing the agricultural frontier and protecting areas of special environmental importance.

From regional capacity building to nationwide project protecting dry forest

Capacity building of local environmental organizations and municipalities protecting the dry forest and its ecosystem services continues to deliver positive

results. These efforts helped develop a nationwide project to conserve dry forest in Colombia that will ensure long-term governmental investments in this ecosystem after project closure. The project has already trained 703 professionals and specialists from the Regional Autonomous Corporations, MADS, Institute of Hydrology, Meteorology, and Environmental Studies of Colombia, and land-use agencies to increase their capacities on sustainable land management, REDD+, and biodiversity conservation strategies. To date, 533 staff from these organizations have been trained in geographic information systems (GIS) and planning for conservation of biodiversity, sustainable forest management, and sustainable soil management. The organization and standardization of geographic information, Arc-GIS licenses, and installation have proved to be key in the local level planning processes at the six municipalities participating in the project and are relevant to be considered in the other municipalities.

Furthermore, the land-use planning methodology used to identify priority conservation and restoration areas of the dry forest allowed the project to enter into agreements with MADS to establish the technical basis of environmental zoning. This methodology applied for the post-conflict environmental zoning of 202 municipalities, and is currently implemented in 89 municipalities of the "Macizo Colombiano," a group of mountains within the Andes of south-central Colombia, known as the "Star of Rivers," because important rivers of Colombia originate in this region. In addition, collaborating between the MADS and Humboldt Institute, the results of the project were incorporated into national platforms such as the Environmental Information System for Colombia and the Colombian Biodiversity Information System to make data available to different users. This "National Program for Comprehensive Management of Dry Forests and their Ecosystem Services," which developed as a result of the project, will contribute to the sustainability of the project and will help disseminate the lessons learned.

Lessons Learned

Good marketing strategy to link small producers to entrepreneurs for valuing biodiversity

To achieve sustainable management of dry forest in Colombia, it was critical to develop a strong marketing strategy to strengthen biodiversity value chains and environmentally-sustainable production initiatives collaborating with the private sector, particularly the connection with the markets. A strategy, which was developed under a value chain approach, was aimed at linking small producers who live in the dry forest to entrepreneurs who value biodiversity, agrobiodiversity, and the cultural heritage of communities affected by the armed conflict. The strategy was tailored to support the region's capacity, the local community's interests, and the characteristic of local ecosystems. The consulting company developed not only a marketing strategy and slogan of agroforestry products, but also the package design and connections with high-end restaurants to facilitate peacebuilding with the conservation of dry forest.

Based on this strategy, ten value chains of biodiversity products, and initiatives of agrobiodiversity and environmentally-sustainable production were strengthened through a network of actions between producers, regional markets, and large retailers. For instance, these products and initiatives included native beans, native yams, and vegetables in San Juan Nepomuceno and San Jacinto (Bolívar), and nature tourism, native cocoa, panela (unrefined sugarcane) and vegetables (tomato) in Dibulla (Guajira), the Caribbean Region; and apiculture and nature tourism in Aipe (Huila), and calabash-made packaging (Crescentia Cujete) in Natagaima (Tolima), the Andean Region. At the national level, negotiations are in place with the Éxito Department Stores to purchase products, and with 27 restaurants of the Takami group. One of the value chains strengthened in the project was the value chain of local beans in Montes de María, Caribbean region, and this project was implemented with strong collaboration with the GEF's Small Grants Program.

Figure 3: Seventeen native varieties of beans, yams, colored corn, and vegetables comprise some of the seeds that have passed from generation to generation in the Montes de María @PNUD Colombia

Adaptive management to incorporate peacebuilding and socio-economic intervention

The project's high capacity for adaptive management, flexibility to meet emerging demands and adapt the intervention to opportunities and challenges in the territory, was supported by the commitment, willingness, and ability to generate trust in partners and beneficiaries. During the project design stage, there was no clear socio-economic intervention linking the local communities to the objectives of the project. Adjustments were made along the way allowing local communities to be involved in dry forest conservation at the same time securing their livelihoods through management of production landscapes. Although the design of the project did not propose a raise of socio-economic baseline of communities, the socio-economic baselines were developed in 61 properties with Landscape Management Tools during the execution in order to identify the clear actions to be developed. Likewise, the Peace Agreement could not be identified during the project design; however, its link to the project became a central element of the intervention through the post-conflict environmental zoning and production landscape management in the dry forests.

The project also had a good capacity to leverage support from other institutions and add other parties to the intervention in the territory, which in the future ensure continuity and sustainability of the project after its completion. These institutions include the World Food Programme, National Training Service (SENA), Chamber of Commerce, Sustainable Biocommerce, MADS Green Business Programme, Colombian Handicrafts, etc.

Participatory biodiversity monitoring turned local communities into strategic partners

As a part of participatory monitoring, local people assisted the systematic and periodic recording of biodiversity information in the dry forest. To support

strengthening community's territorial governance and monitoring species of local community interest, the project monitoring has shifted the roles of rural communities from being mere logistical support to being strategic partners in species-monitoring. Based on the 52 platforms to monitor six basins and the results of laboratory analysis, 617 species of plants, 39 species of mammals, 443 species of birds, and 278 species of ants were identified and registered through the Biodiversity Information System. The most common species of the four biological groups were prioritized in the six basins and these species in the dry forest were included in the Guide for Dry Forest Species, which will help spread information about the biodiversity in this ecosystem.

Furthermore, the project has facilitated community involvement in monitoring through the participatory monitoring program, "State of Biodiversity." Three basins of the project located in dry forest fragments were selected for further engagement with local communities in the monitoring of the biological species: Aipe River (Huila), Cañas-Ancho River (Guajira), and Arroyo Grande (Bolivar). Fifty families became involved in the participatory monitoring, including children and youngsters, and 65 human-made trails to monitor mammals and birds were developed. Research and restoration activities as well as actions for the sustainable use of biodiversity and agrobiodiversity of the dry forest have been carried out in these three basins. Many peasant communities whose livelihoods depend on the forest have shown special interest in further understanding and studying their forests in a participatory manner. As a result of this activity, a participatory monitoring guide for each basin was published for communities from three basins, and the species of interest for the communities are being monitored to generate state-response indicators for the different drivers of transformation in the dry forest.



Planting in the dry forest@PNUD Colombia

Asomudepas, the San Jacinto farmers' association, is fostering innovation, gender equality, and income generation through the conservation of the dry forest. @PNUD Colombia

References and multimedia

- Terminal Evaluation 2020. https://www.thegef.org/project/conservation-and-sustainable-use-biodiversity-dry-ecosystems-guarantee-flow-ecosystem
- Project Implementation Report 2019. https://www.thegef.org/project/conservation-and-sustainable-use-biodiversity-dry-ecosystems-guarantee-flow-ecosystem
- UNDP Ecosystems & Biodiversity (April 2020). *Planting for the Future—In Colombia's tropical dry forest these seeds are the oxygen that you will breathe in the future* https://undp-biodiversity.exposure.co/planting-for-the-future
- UNDP article (March 2020). *We are planning the oxygen you will breathe in the future.* https://www.undp.org/content/undp/en/home/blog/2020/-we-are-planting-the-oxygen-you-will-breathe-in-the-future--.html

Contact

- Mark Zimsky, GEF, Biodiversity Focal Area Coordinator, Senior Biodiversity Specialist, mzimsky@thegef.org
- Santiago Carrizosa, UNDP-GEF Senior Technical Adviser Nature, Climate and Energy Team, UNDP, santiago.carrizosa@undp.org
- Jimena Puyana, Country Office Focal Point, National Manager of Sustainable Development (Colombia), UNDP, jimena.puyana@undp.org
- Zoraida Fajardo, Project Manager, UNDP, zoraida.fajardo@undp.org

The GEF Good Practice Briefs showcase examples of GEF investments that align with GEF strategies and GEF-7 programing directions and policy recommendations. The GEF Secretariat selected featured projects from a pool of nominations by GEF agencies, taking into consideration approaches used to generate multiple global environmental benefits and co-benefits, and to achieve clear results and/or sustainability. Because the Good Practice Briefs include projects that are implemented under different contexts, the practices highlighted should not necessarily be considered universally applicable.

The Global Environment Facility (GEF) was established on the eve of the 1992 Rio Earth Summit to help tackle our planet's most pressing environmental problems. Since then, the GEF has provided more than **$21.1 billion** in grants and mobilized an additional **$114 billion** in co-financing for more than **5,000 projects** in **170 countries**. Through its Small Grants Programme, the GEF has provided support to more than 25,000 civil society and community initiatives in 133 countries.

gef GLOBAL ENVIRONMENT FACILITY
INVESTING IN OUR PLANET

UNDP

MAY 2021
978-1-948690-80-5
www.thegef.org

GLOBAL ENVIRONMENT FACILITY
INVESTING IN OUR PLANET

Empowered lives. Resilient nations.

INTERNATIONAL MARITIME ORGANIZATION

Building Capacity Towards Reducing GHG Emissions from Global Shipping

with Multi-Sectoral Collaboration and Private Sector Engagement

PROJECT FULL NAME	COUNTRY & REGION	IMPLEMENTING AGENCY	EXECUTING AGENCIES
Transforming the Global Maritime Transport Industry towards a Low Carbon Future through Improved Energy Efficiency (GloMEEP)	Global	United Nations Development Programme (UNDP)	International Maritime Organization (IMO)
		FOCAL AREA	IMPACT AREAS
		▪ Multi Focal Area	▪ Climate change mitigation ▪ International Waters
GEF PROJECT ID: 5508	GEF PERIOD: GEF-5		
PROJECT TYPE: MEDIUM SIZE PROJECT		GEF Project Grant $1,900,000	Co-financing Total $17,154,000

Summary

International shipping contributes approximately 2 percent to global CO_2 emissions. The need for shipping services is projected to increase over the coming decades, so emissions are expected to rise as well. To curb this development, the International Maritime Organization (IMO) agreed to include Annex VI to the International Convention for the Prevention of Pollution from Ships (MARPOL).[1] Annex VI requires signatory countries to develop and implement legal frameworks aimed at reducing emissions of harmful gases from ships, thereby reducing impacts on climate change, ocean acidification, and local air quality. The GEF, IMO, and UNDP launched Transforming the Global Maritime Transport Industry towards a Low Carbon Future through Improved Energy Efficiency (GloMEEP) to support 10 Lead Pilot Countries (LPCs)—Argentina, China, Georgia, India, Jamaica, Malaysia, Morocco, Panama, Philippines, and South Africa—in their efforts to implement MARPOL Annex VI with the necessary legal, policy, and institutional reforms.

The project focused on providing capacity building, enhancing inter-governmental coordination, promoting public private partnerships for innovation and technology deployment, including through high-quality training in collaboration with international organizations and academic institutions.

As a result of GloMEEP, LPCs developed not only the legal framework to fulfil the requirements of MARPOL Annex VI, but also the implementation capacity. Thus, emission reduction from ships in LPCs became more sustainable after the project. Furthermore, LPCs also actively contributed to discussions on the development and adoption of new international resolutions on greenhouse gases (GHG) such as the IMO Initial GHG Strategy that sets out emissions reduction targets for the maritime sector, stating a reduction of at least 50 percent of total annual GHG emissions by 2050 compared to 2008. The Global Industry Alliance to Support Low Carbon Shipping greatly contributed to the maritime sectors' efforts to reduce emissions through their work on the identification of barriers towards low-carbon shipping and the development of innovative solutions for their reduction. In addition, IMO scaled up the project in 12 countries with $5.4 million in new funding from the Government of Norway, and the project provided a successful model of long-term emission reduction from ships and ports.

1 Greenhouse gas emissions from international shipping are addressed at the global level, although they are not covered under the 1997 Kyoto Protocol to the Convention. Article 2.2 of the Protocol specifies that parties shall pursue the limitation or reduction of emissions of greenhouse gases from marine bunker fuels by working through IMO.

GloMEEP workshop on the IMO data collection system for fuel oil consumption (November 2018, Hangzhou, China)

Results, Global Environmental Benefits, and Adaptation Benefits

The project's key results are:

- All 10 LPCs have further developed their legislative frameworks and drafted legislation for incorporating MARPOL Annex VI (Prevention of Air Pollution from Ships) into national law. Strategies for maritime energy efficiency and emission controls both for ships and port operations were also developed.
- Nearly 1,000 stakeholders across all the LPCs and other interested countries were trained to improve national capacities on shipping energy efficiency regulations, operation, and enforcement (through Port State Control) through more than 30 workshops and "train-the-trainer" training.
- A Ship and a Port Emissions Toolkit were developed to support LPCs and other countries in assessing ship and port emissions and to develop national emissions reduction strategies.
- The Global Industry Alliance to Support Low Carbon Shipping (Low Carbon GIA), an alliance of maritime industry leaders, was inaugurated on 29 June, 2017. With 14 active members across the shipping and linked sectors, GIA has raised $640,000 from its members to support GIA activities. GIA developed, among other outputs, the "Just In Time Arrival Guide" to encourage voluntary cooperation between the port and shipping sectors to reduce GHG emissions from ships.
- The project significantly increased the uptake of MARPOL Annex VI. If efforts are further sustained, they are estimated to catalyze an additional reduction in the sector up to 71 million tonnes/year of CO_2 by 2050, compared to the baseline scenario.[2]

Environmental Challenge

MARPOL Annex VI seeks to minimize airborne emissions from ships and their contribution to local and global air pollution and environmental problems. Shipping's greenhouse gas emissions have increased from 977 million tonnes in 2012 to 1,076 million tonnes in 2018—a 9.6 percent rise. Emissions are projected to increase by up to 50 percent over the next few decades to 2050, relative to 2018, despite further efficiency gains, as transport demands are expected to increase. In 2011, IMO expanded MARPOL Annex VI to include mandatory technical and operational energy efficiency measures to reduce the amount of CO_2 emissions from international shipping. Flag States[3] or Port States are responsible for the effective implementation and enforcement of the regulatory framework. To achieve global scale compliance with MARPOL Annex VI and ensure significant GHG emissions reduction, it is important to address barriers to implementation and support countries, in particular developing countries that have special needs with regard to capacity building and technical cooperation, in their efforts to fully and effectively implement IMO's regulatory framework.

Integrated Approach and Key Features

The project was built upon the implementation design experiences of the successful GEF-UNDP-IMO GloBallast Project,[4] which supported knowledge sharing, training, and capacity building for ballast water management of shipping through a network of government, industry, and academia. Via the creation of the first of several Global Industry Alliances, the GloBallast project promoted a strong public-private partnership for technical innovation and created transformational changes, including catalyzing the negotiation, adoption, and coming into force of the global convention on ship's ballast water and sediments.[5] Following this success, the GloMEEP project applied a similar project design: focusing on capacity building of the LPCs through networking, guidance, and training for developing the LPCs' legislative framework to enable compliance with MARPOL Annex VI; building public private partnerships; and developing supportive mechanisms at national, regional, and global levels to create transformational change.

A catalyst for better collaboration and capacity building in countries

GloMEEP became a catalyst for stronger collaboration among different government units and other key stakeholders. The establishment of National Task Forces (NTF) across different government department. NTF also included private sector representation from shipping, ports and technology firms in each LPC, which is a good example of cross-sectoral collaboration to fast-track the drafting of the legislation needed to translate MARPOL's Annex VI into national law. It significantly supported fostering multi-agency support for the implementation of legislation as well as in the identification of resources to support the process (e.g. for monitoring and enforcement).

For example, Jamaica, one of the LPCs, noted that the project had helped them significantly in overcoming limited resources and realigning or expanding their legislative framework to ensure compliance with treaties. The project had broken through the common 'silo' approach of government departments working in isolation, with overlapping and often

GloMEEP National workshop in Johor, Malaysia (February 2017)

2 This assumes nearly complete uptake and implementation of MARPOL Annex VI in the 10 LPCs, which alone represent 33 percent of global shipping tonnage.
3 A flag state is the location of where a commercial ship is registered or licensed with (The Maritime Industry Knowledge Centre 2020).
4 The GEF-UNDP-IMO GloBallast project closed in June 2017. Among its accomplishments, the project: formed regional task forces in 12 developing sub-regions and developed regional strategies and action plans on ballast water management (BWM) involving more than 100 countries; assisted 80% of its lead partnering countries in drafting and adopting national legislation; and prepared countries and the shipping industry to implement the BWM Convention. GloBallast also pioneered a public-private sector partnership through its inclusion of shipping companies alongside IMO, GEF, UNDP and national governments.
5 International Convention for the Control and Management of Ships' Ballast Water and Sediments (BWM) http://www.imo.org/en/About/Conventions/ListOfConventions/Pages/International-Convention-for-the-Control-and-Management-of-Ships'-Ballast-Water-and-Sediments-(BWM).aspx

conflicting mandates. The project had brought them together through the NTF, which then acted as an excellent inter-agency body dealing with transport, environment, energy, and policy along with the private sector. Prior to establishment of the NTF, there was generally low awareness throughout the government departments even of the existence of MARPOL, let alone Annex VI. The establishment of NTF has sparked considerable interest from other government sectors as well as academia and NGOs. The capacity building, training, and awareness given by the project strengthened collaboration among the government departments to reduce emissions from shipping and ports together.

Innovative public private partnership to promote low carbon shipping

To reduce emissions from shipping and ports for the long term, the project also established an innovative public-private partnership, the Global Industry Alliance to Support Low Carbon Shipping (Low Carbon GIA), with the participation of 14 maritime industry leaders (including shipping companies, oil and gas providers, ports, energy efficiency-related technology developers, and data providers). The Low Carbon GIA played a critical role, providing technical expertise on tackling the challenges of decarbonizing the port and shipping sectors. The Low Carbon GIA has also raised $640,000 from its members to fund GIA activities, including development of innovative solutions to support overcoming existing barriers to low-carbon shipping. The Low Carbon GIA engaged in the development of an E-Learning course on ship and port emission reduction and published the "Just In Time Arrival Guide" to encourage voluntary cooperation between the port and shipping sectors to reduce GHG emissions from ships and ports. The GIA's discussion towards "Just In Time Arrival" particularly provided important technical insights and inputs to the IMO's resolution, "Invitation to Member States to Encourage Voluntary Cooperation between the Port and Shipping Sectors to Contribute to Reducing GHG Emissions from Ships (MEPC.323(74), 17 May 2019)," and promoted stronger collaboration between the port and shipping sectors to reduce GHG emissions from the maritime sector.

Through the development of a protocol for the validation of performance of energy efficiency technologies, GloMEEP proactively addressed a significant problem for the industry. Current performance assessments and validations (such as propeller efficiency) do not present a level playing field. Due to different mechanism and protocols for assessing and calculating the efficiency of new technologies, ship owners were extremely cautious about investing in such technology and there has generally been mistrust in this respect. The Low Carbon GIA has made the Marine Environment Protection Committee (MEPC) in IMO aware of this problem and developed tools to facilitate verification of the impact of energy efficiency technologies and solutions that aim to improve the hydrodynamic performance of ships.

Collaboration with various stakeholders to find better solutions

The impact on climate change, ocean acidification, and port air quality from shipping energy use and fuel consumption necessarily spans the maritime transportation and environmental sectors. Thus, solutions require a coordinated effort between government, industry, and other stakeholders across these sectors. GloMEEP stakeholders included all relevant maritime sectors such as government agencies, international organizations, industry groups, training and R&D institutes, and environmental organizations. To facilitate this wider participation of stakeholders, the project management structure defined each party's role at national, regional, and global levels. Within this three-layer approach, LPCs were able to receive support through the project. For example, technical guidance and training was

Global Industry Alliance to Support Low Carbon Shipping, Task Force Meeting in London, United Kingdom (December 2017)

developed at a global level but adjusted and adapted to national circumstances. GloMEEP also organized, in collaboration with Singapore, the Future Ready Shipping Conference in 2017, in which all LPCs participated. A back-to-back, one-day GloMEEP workshop was also held to exchange experiences and lessons learned from developing a national strategy to address GHG emissions from shipping. Thus, national experiences were shared at regional and global levels.

To develop tools to reduce port emissions, GloMEEP developed a strategic partnership with the International Association of Ports and Harbours (IAPH), an industry-based organization, which is interested in the control of emissions in the context of the health hazards as well as climate change and energy efficiency. IAPH supported GloMEEP in the development of the Toolkit on Port Emissions and IAPH believes that this strategic partnership produced long-term value to both, ports and the shipping industry. The project also closely collaborated with the Institute of Marine Engineering (IMarEST) as a strategic partner. IMarEST has a Special Interest Group that aims to understand shipping's role in GHG emissions and air pollution, including black carbon. IMarEST has developed three guides (combined into a Ship Emissions Toolkit) in collaboration with GloMEEP.

Lessons learned

Guidance, training, and knowledge sharing for capacity building and transformational change

The project's high-quality guidance materials, training, and capacity building throughout the LPCs and beyond made this project sustainable and created transformational change. The technical support and capacity building included provision of the Shipping Emission and Port Emission Toolkits and series of training, which assisted LPCs in developing the legislative framework for the effective implementation of MARPOL Annex VI as well as a National Maritime Emission Reduction Strategy and Roadmap. As a part of capacity building, the project has also created sustainable management structures of GHG emission reduction from shipping and ports within the LPCs including active NTFs and identification of responsible individuals within the Lead Agencies. Through capacity building and awareness raising at the national level, country ownership has been significantly expanded and enhanced, which has then strengthened national representation of countries at IMO and particularly at meetings of the MEPC. As a result, GloMEEP LPCs greatly contributed to discussions and negotiations that resulted in the adoption of the important IMO resolution, "Initial IMO Strategy on Reduction of GHG Emissions from Ships (MEPC.304(72), 13 April 2018)" that includes ambitious emissions reduction targets for the maritime sector "to reduce the total annual GHG emissions from international shipping by at least 50% by 2050 compared to 2008."

The project left a legacy of training and awareness materials which is of undoubted global value. In addition to in-country trainings, the project created the global GloMEEP 'train-the-trainer' course. Participants in the course delivered trainings in their own countries and regions as IMO consultants, and maritime energy efficiency experts in IMO's roster of consultants are increased. All training packages are with LPCs for wider dissemination and have been shared globally through IMO. The project also identified Maritime Training Centres in each LPC to focus on training-the-trainers. In order to further improve the quality of training, selection of candidates should be even more rigorous in the future, with clear criteria for selection and a follow-up online test or evaluation questionnaire leading to certification.

Scaling up and replication of successful project model

With remarkable capacity building of LPCs and a legacy of training and awareness materials, IMO succeeded in scaling up the GloMEEP project through the $ 5.4 million IMO-Norway GreenVoyage2050 Project, funded by the Government of Norway. IMO fully utilized tools, training, and experience from GloMEEP for development of this new project which includes a broad range of coordinated actions by countries, industries, and strategic partners at national, regional, and global levels. Following the GloMEEP experience, pilot countries were strategically selected to achieve maximum global environment benefits to reduce GHG emissions from ships.

With twelve countries from six priority regions, the scaling-up project follows a similar project framework as GloMEEP and aims to expand government and port management capacities to undertake legal and policy reforms, develop National Action Plans to reduce GHG emissions, catalyze private sector partnerships, promote innovation, enable technology transfer, and deliver pilot demonstration projects to facilitate low carbon technology uptake. This successful project model has been applied to another GEF International Waters project titled "Building Partnerships to Assist Developing Countries Minimize the Impacts from Aquatic Biofouling (GloFouling Partnerships, GEF ID 9605)" by UNDP and IMO. Applying a similar project model, UNDP is also in upstream discussions with IMO and GEF on 'GloNoise,' which would focus on the issue of ship-based ocean noise pollution and reducing its impact on ecosystems and species.

Adjusting scope of the project depending on countries' needs

It was critical to adjust the scope of GloMEEP in close consultation with the LPCs. Due to the LPC's legislation system and status of their regulatory frameworks, LPCs needed to address both, GHG emissions and air pollution from ships, which was not originally envisaged in the project design. The project was originally designed to only focus on providing support to countries on the domestication of Chapter 4 of Annex VI which sets out energy efficiency regulations for ships and hence addresses GHG emissions – rather than the entire Annex which includes, inter alia, regulations on Air Pollution (Chapter 3 of MARPOL Annex VI). As legally Chapter 4 cannot be implemented in isolation from the rest of Annex VI, during the project implementation and in consultation with LPCs, the project coordination unit identified the need to adjust the scope for all LPCs that had not yet domesticated Chapter 1 to 3 of MARPOL Annex VI. GloMEEP hence provided also support to those countries in developing the regulatory framework to implement the entire MARPOL Annex VI.

The adjustment of the scope of the project was also reflected in the project activities. In order to include air pollution in the scope of the project, GloMEEP also worked on Chapter 3 within the workshops, while emphasizing the importance that effective implementation of MARPOL Annex requires implementation of all its chapters. The workshops made it clear that there were obvious synergies: improving the energy efficiency of ships reduces fuel consumption which not only reduces GHG emissions but also associated air pollutants (e.g. SOx, NOx). With regard to ports, while the Project Document focused on GHG / energy efficiency in ports, many LPCs had concerns about the health impacts of air pollutants in ports. This was the primary driver to adjust the scope of the project. Consequently, GloMEEP made sure that the Port Emission Toolkit provided guidance for ports to reduce both, air pollutants and GHG emissions.

References and multimedia

- **TERMINAL EVALUATION**, https://erc.undp.org/evaluation/evaluations/detail/9744
- **Project Document**, https://www.thegef.org/sites/default/files/project_documents/2-23-2015_ID5508_ProDoc_IMO_Final.pdf
- **GEF-UNDP-IMO GloMEEP Project publication** (including Ship and Port Emissions Toolkits), https://glomeep.imo.org/resources/publications/
- **GEF-UNDP-IMO GloMEEP Project and members of the GIA, 2020: Just In Time Arrival Guide – Barriers and Potential Solutions** https://wwwcdn.imo.org/localresources/en/OurWork/PartnershipsProjects/Documents/GIA-just-in-time-hires.pdf

Contact

- Christian Severin, Sr. Environmental Specialist, GEF, cseverin@thegef.org
- Filippo Berardi, Sr. Environmental Specialist, GEF, fberardi@thegef.org
- Andrew Hudson, UNDP-GEF Principal Technical Adviser, International Waters, UNDP, andrew.hudson@undp.org
- Astrid Dispert, Project Technical Manager, IMO, adispert@imo.org

The GEF Good Practice Briefs showcase examples of GEF investments that align with GEF 2020 Strategies and GEF-7 Programing Directions and Policy Recommendations. Featured projects were selected by the GEF Secretariat from a pool of nominations by GEF Agencies, taking into consideration approaches used to generate multiple global environmental benefits and co-benefits, and to achieve clear results and/or sustainability. Because the Briefs include projects that are implemented under different contexts, the practices highlighted should not necessarily be considered as universally applicable.

The Global Environment Facility (GEF) was established on the eve of the 1992 Rio Earth Summit to help tackle our planet's most pressing environmental problems. Since then, the GEF has provided more than **$21.1 billion** in grants and mobilized an additional **$114 billion** in co-financing for more than **5,000 projects** in **170 countries**. Through its Small Grants Programme, the GEF has provided support to more than 25,000 civil society and community initiatives in 133 countries.

gef GLOBAL ENVIRONMENT FACILITY
INVESTING IN OUR PLANET

UNDP Empowered lives. Resilient nations.

IMO INTERNATIONAL MARITIME ORGANIZATION

FEB 2021

www.thegef.org

GLOBAL ENVIRONMENT FACILITY
INVESTING IN OUR PLANET

Food and Agriculture Organization of the United Nations

Sustainable Management of Bycatch in Bottom Trawl Fisheries

Improved institutional and regulatory frameworks through multi-stakeholder dialogue in Latin America and the Caribbean

PROJECT FULL NAME	COUNTRY & REGION	IMPLEMENTING AGENCY	EXECUTING AGENCIES
Sustainable Management of Bycatch in Latin America and the Caribbean Trawl Fisheries (REBYC-II LAC)	Latin America & the Caribbean: Brazil, Colombia, Costa Rica, Mexico, Suriname, Trinidad and Tobago	Food and Agriculture Organization of the United Nations (FAO)	WECAFC Brazil, AUNAP Colombia, INVEMAR Colombia, INCOPESCA Costa Rica, INAPESCA/SAGARPA(SADER) Mexico, Ministry of Agriculture Animal Husbandry and Fisheries Suriname, Fisheries Division of Ministry of Agriculture, Land and Fisheries Trinidad and Tobago.

GEF PROJECT ID: **5304**

PROJECT TYPE: **FSP**

GEF PERIOD: **GEF-5**

FOCAL AREAS
- International Waters

IMPACT AREA
- Biodiversity
- International Waters
- Food Security

03/04/2015 CEO Endorsement — 07/22/2020 Project Closure

04/23/2013 Project Approval — 06/26/2019 Mid-Term Review

GEF Project Grant	Co-financing Total
$5,800,000	**$17,198,491**

Summary

The Sustainable Management of Bycatch in Latin America and the Caribbean Trawl Fisheries (REBYC-II LAC) project is a partnership between six countries and regional organizations to manage bycatch and to support sustainable development of bottom trawl fisheries and the people who depend on them. Over the last five years, it has sought to reduce food loss and to encourage sustainable livelihoods through improving collaborative institutional and regulatory arrangements for bycatch management, strengthening management of bycatch through an Ecosystem Approach to Fisheries (EAF), and enhancing information sharing in the region. The project has created an enabling environment that has increased trust and collaboration between government and stakeholders, leading to improved dialogue, updated rules and regulations, and reductions of over 30% in unsustainable bycatch in at least one pilot site per country.

Results and Global Environmental Benefits

In the last four years, the project has achieved the following global environmental benefits as well as direct socioeconomic benefits for local communities:

- Over 30% reduction of bycatch (range 28-60%) in at least one pilot site per country over the previous four years. This included vessel-based reductions from Bycatch Reduction Devices, as well as reductions based on improved spatial and temporal measures.
- Five countries (Colombia, Trinidad and Tobago, Suriname, Costa Rica, and Brazil) drafted new laws that include bycatch management.
- Three countries (Brazil, Colombia, and Costa Rica) developed new management measures applying Ecosystem Approach to Fisheries (EAF)[1] framework (drafts developed in Suriname and Trinidad and Tobago).
- One Marine Area for Responsible Fisheries established (Barra del Colorado, Costa Rica).
- Five countries (Brazil, Colombia, Costa Rica, Mexico, and Suriname) established formal institutional co-management bodies (consultative processes/committees).
- One regional strategy on bycatch management drafted (awaiting final adoption at the next session of the Western Central Atlantic Fishery Commission).
- Socioeconomic benefits to local fishers were improved or maintained through the creation or strengthening of more than twelve fisher organizations (e.g. Women's organizations in Costa Rica, local Surinamese fishing associations).
- Local capacities were improved through regional training workshops on Fishing Technology, Bycatch Utilization, EAF approach, and updated research on socio-economic and biological impacts of the fishery as well as value chain analysis in most countries.
- Regional coordinating working group on shrimp and groundfish in North-Brazil Guyana Shelf was re-established and strengthened.
- Trust between governments and stakeholders led to improved dialogue, and collaboration was significantly increased.

Environmental Challenge

Industrial and semi-industrial bottom/shrimp trawling in tropical and sub-tropical areas tends to generate exceptionally large quantities of bycatch and low-value fish. In general, a significant part of this bycatch is discarded and unreported. In Latin America and the Caribbean, detailed information on the composition, volume, value, and potential utilization of bycatch—as well as on the impact of fishing on seabed habitats—had been inadequate until the REBYC-II LAC project. This may have led to significant impacts on

Map of project implementation countries

targeted and non-targeted fishery resources, marine ecosystems, and fishing communities. The root causes of impacts on fishery resources include local drivers such as unsustainable fishing practices and economic difficulties in the private fishing sector, and global drivers such as growing demand for fishery products. While the project cannot easily change the macroeconomic context, it does address barriers to better bycatch management, thus promoting sustainable development of bottom trawl fisheries and providing benefits to the people, communities, and other fisheries that the bottom trawl fishery sustains or influences.

Integrated Approach and Key Features

Integrated and science-based approach to the bottom trawl fishery

The project addressed the interface between biodiversity conservation and food security through sustainably managed international and national waters. In-depth analysis of national fisheries governance, legislation, and international instruments in all project countries led to this integrated approach. Project partners first evaluated the bycatch composition of its target fisheries by assessing the ecological and species-specific impacts of the catches. If these were determined to be unsustainable, partners sought technological and management solutions to reduce the amount of unsustainable bycatch and discards.

Additionally, improved on-board observation and data collection highlighted ecologically sensitive areas that require protection. The project supported dialogue to develop spatial or temporal measures that protect critical habitat. However, bycatch reduction may undermine short-term food security in many coastal communities. Thus, understanding the contribution of the trawl fisheries and different components

1 The Ecosystem Approach to Fisheries has been adopted by the FAO Committee on Fisheries as the appropriate and practical way to fully implement the Code of Conduct for Responsible Fisheries. EAF is a risk-based management planning process that covers the principles of Sustainable Development including the human and social elements of sustainability, not just the ecological and environmental components.

of trawl catches to livelihoods, nutrition, food security, and poverty alleviation was critically important for the development of sustainable bycatch management strategies. Using this approach, the project sought to protect biodiversity while preventing food-security impacts on vulnerable communities. The project sought consensus on a regional strategy to manage bycatch. This strategy improved practices across the region and will ensure regional collaboration.

Improved institutional and regulatory frameworks through multi-stakeholder dialogues

The project design ensured a multi-stakeholder, participatory process that supports everything from collecting baseline data, testing new technologies, forging agreement on management plans, developing regulations, and sharing information. This process included an early participatory approach to the design of the project itself through local and regional workshops. Thus, once the project began, a proper participatory framework already existed; in most of the countries these participatory committees continued to drive all the associated activities leading to positive outcomes for sustainable bycatch management in trawl fisheries.

While the effort to establish the multi-stakeholder committees was time consuming, it was critical for effective project delivery. These project committees were slowly becoming formalized management committees through government decrees. They are now formal institutional bodies that engage key stakeholders—including small- and large-scale fishing sectors, indigenous and non-indigenous fishers, various environmental organizations, and local communities and governments—in the management of these fisheries. As a example in Colombia and Costa Rica, this participatory approach has led fisher organizations to play a critical role in negotiating management measures (particularly spatial approaches such as fisheries zoning agreements) that clarify where artisanal and industrial fishing takes place and that reduce conflict amongst users. Multi-stakeholder committees are also the main vehicle to update fishery management plans and agree to new or improved regulations, such as those concerning the use of bycatch reduction devices.

Now, the project fosters a proactive and participatory co-management process where all the key stakeholders have participated in an integrated and adaptive fisheries management decision-making process. Strong ownership by government and other key stakeholders offers a foundation for sustainability of outcomes in the face of political instability. An example is Brazil, where the government office responsible for fisheries changed four times during REBYC-II LAC's lifetime. Despite these changes, the institutional arrangement facilitated by the project, which supported strong partnerships among different institutions (government, academia, fishers' associations), created an enabling environment for participatory, open, and transparent processes to develop a fisheries management plan. This included local consultations in almost 60 bottom-trawling communities that represent more than 90% of catches from bottom trawl fisheries.

Understanding impacts on vulnerable groups including gender

It is vital to understand the vulnerable groups that the project may affect, and address them directly via policy, capacity building, or project adjustments. Value chain and socio-economic analyses on the fisheries pilot sites improved

Fishers and researchers in Trinidad weigh the catch during comparative gear trials © FAO Trinidad

understanding of the role of women in the value chain. Partners then adjusted the project to make sure that women received socioeconomic benefits from bycatch and that local communities that relied on nutrition from bycatch could have alternative livelihoods. Thus, outputs address the needs of local communities and do not affect them disproportionately. These studies also identified other vulnerable groups, providing the basis for further intervention. In Costa Rica and Colombia, for example, these studies shed light on the role of women in the value chain, and the project is now working to create or strengthen women's organizations that may fight towards decent employment or seek alternative livelihoods. This is particularly crucial in Costa Rica, where trawling is currently banned.

Lessons Learned

Engagement of private sector and fisher's traditional knowledge to develop appropriate techniques

The project collaborated with the private sector to develop new adaptable and implementable technologies and regulations as a part of multi-stakeholder research process. For example, fishers welcome bycatch reduction devices when such devices decrease fish sorting times on vessels that can lead to better rest or more fishing time, both highly appreciated during long and arduous fishing journeys. Compliance and uptake of new technologies also improved when private sector partners saw other benefits (such as lower fuel costs) in real time rather than just reading about them in reports. One of the other reasons for uptake of new technology by fishers is that scientists work together with fishers to develop the reduction devices. Fishers themselves came up with their own proposals based on tests that they conducted, inspired by discussions with researchers. They took ownership of the process and worked together with researchers in modifying and adapting the fishing nets.

The project has tested and introduced innovative fishing technologies in all project countries, including technologies adapted from other countries (such as square mesh panels

Women's organization seeking alternative livelihoods in Costa Rica © Coopesolidar for FAO

and flexible turtle excluding devices). In some cases, new technologies were also developed specifically by the country implementing the project (for example, updated grids and fisheyes—rigid metal frames that form an opening for fish to escape through—for small trawlers in Brazil).

Incorporated lessons learned from previous projects

The REBYC-II LAC project builds on two previous Sustainable Management of Bycatch projects. It incorporated lessons learned from these previous projects into its design. Key lessons learned from previous projects include strengthening of institutional arrangements to develop and implement management plans, increasing participation of fishers in planning and implementation of appropriate management measures, and creating incentives and capacity to reduce bycatch and discards. Another lesson learned was that focusing solely on improving fishing technology is not enough. It is also important to understand the bio-economic impacts on both the marine resources and those dependent on them as a source of livelihood and income, and improving knowledge management for enhanced dissemination of results and greater awareness. All these lessons learned were addressed in the project design.

Toward durability: Scaling up in country and region

To achieve sustainable management of bycatch in trawl fisheries, the project focused on processes that improved institutional and regulatory frameworks and ensure voluntary uptake of new fishing practices. The strengthening of bycatch management through multi-stakeholder participatory processes offered a strong potential for scaling up and replication; e.g. Brazil went from 4 local pilot sites to 14 coastal states without using project funds and regional EAF training led to local application in Brazil, Colombia, Costa Rica, Mexico, and Suriname. Fleet-wide behavioral changes are not yet fully sustainable, but the process is expected to continue a positive trajectory, given the benefits provided by the project, such as improved fishing technology, lower costs, new food products, and institutional structures for participation.

This participatory approach shows that focusing on how things are developed is as important as what is developed. REBYC-II LAC had to be implemented with a high degree of complexity: six countries; four languages; a wide geographic area with diverse national socio-economic and fishing characteristics; varying degrees of national capacities (at institutional and governmental levels as well as academic and fishery enterprise capacities and abilities). By using a common participatory approach and sharing knowledge from other areas and countries, the project was able to address this complexity and develop tailored solutions that fit into local contexts.

References and Multimedia

- For more information, videos and news, please visit the project website, http://www.fao.org/in-action/rebyc-2/en/
- Mid Term Evaluation of the Sustainable management of bycatch in Latin America and Caribbean trawl fisheries (REBYC-II LAC) Project (June 2019)
- Ecosystem Approach to Fisheries, http://www.fao.org/fishery/eaf-net/about/what-is-eaf/en

Contact

- Christian Holde Severin, Senior Environmental Specialist, GEF, cseverin@thegef.org
- Carlos Fuentevilla, Regional Project Coordinador, FAO, Carlos.Fuentevilla@fao.org
- Alejandro Flores, Lead Technical Officer, FAO, Alejandro.Flores@fao.org
- Daniela Kalikoski, HQ Lead Technical Officer, FAO, Daniela.kalikoski@fao.org

Available at:
http://www.thegef.org/topics/knowledge-learning

The GEF Good Practice Briefs showcase examples of GEF investments that align with GEF 2020 Strategies and GEF-7 Programing Directions and Policy Recommendations. Featured projects were selected by the GEF Secretariat from a pool of nominations by GEF Agencies, taking into consideration approaches used to generate multiple global environmental benefits and co-benefits, and to achieve clear results and/or sustainability. Because the Briefs include projects that are implemented under different contexts, the practices highlighted should not necessarily be considered as universally applicable.

The Global Environment Facility (GEF) was established on the eve of the 1992 Rio Earth Summit to help tackle our planet's most pressing environmental problems. Since then, the GEF has provided more than **$21.1 billion** in grants and mobilized an additional **$114 billion** in co-financing for more than **5,000 projects** in **170 countries**. Through its Small Grants Programme, the GEF has provided support to more than 25,000 civil society and community initiatives in 133 countries.

gef GLOBAL ENVIRONMENT FACILITY
INVESTING IN OUR PLANET

Food and Agriculture Organization of the United Nations

FEB 2021
978-1-948690-76-8
www.thegef.org

GLOBAL ENVIRONMENT FACILITY
INVESTING IN OUR PLANET

Asian Development Bank

Empowered lives. Resilient nations.

Green Infrastructure for a Climate Resilient Society

Nature-Based Solutions for Erosion Control in Vietnam

PROJECT FULL NAME	COUNTRY & REGION	IMPLEMENTING AGENCY	EXECUTING AGENCIES
Climate Resilient Rural Infrastructure in Northern Mountain Province of Vietnam	Vietnam, East Asia	Asian Development Bank, United Nations Development Programme	Agriculture Projects Management Board (APMB), Ministry of Agriculture and Rural Development (MARD)

GEF PROJECT ID: **3103**

PROJECT TYPE: **FSP**

GEF PERIOD: **GEF-4**
SPECIAL CLIMATE CHANGE FUND

FOCAL AREA
- Climate Change Adaptation

IMPACT AREAS
- Climate Change Adaptation
- Climate Change Mitigation
- Biodiversity
- Food Security
- Poverty Reduction
- Strengthen Resilience

04/23/2012 CEO Endorsement
05/31/2017 Project Closure
06/30/2009 Project Approval
05/05/2015 Mid-Term Review

GEF Project Grant	Co-financing Total
$3,400,000	$96,150,000

Summary

This project aimed to demonstrate and promote the application of bioengineering[1] measures in road and riverbank slope protection and stabilization to build the resilience of local communities to the impacts of climate change and extreme weather events. The project also sought to familiarize local experts with bioengineering techniques and to initiate mainstreaming of climate resilient green infrastructure development in Vietnam through pilot projects and targeted capacity building. Pilot demonstration sites were used to test a range of bioengineering techniques and formed the physical basis of knowledge transfer to relevant line ministry staff through training and site visits. The project illustrated that nature-based solutions can be applied to prevent serious erosion and can increase the resilience of local communities. It also demonstrated successful bioengineering solutions at four riverbanks and roadside slope sites, and prepared landslide and flash flood risk maps for Son La and Bac Kan provinces. To promote sustainability and replication across the region, the project built the capacity of technical personnel to employ bioengineering techniques and developed knowledge products, risk assessments, and guidance documents. With funding from the Special Climate Change Fund of the Global Environment Facility (GEF), the project was implemented jointly by the Asian Development Bank (ADB) and the United Nations Development Programme (UNDP), and executed by the Agriculture Projects Management Board, Ministry of Agriculture and Rural Development, Vietnam, with technical backing of the International Centre for Environmental Management (ICEM).

1 Bioengineering is the use of vegetation to serve an engineering function, forming a practical subset of green infrastructure. In many parts of the world, the use of plants to control slope erosion is a well-developed, low-cost technique. Plants have been used to stabilise slopes for centuries, but the expansion of civil engineering in the 20th century involved a reliance on man-made materials with precisely predictable properties, and the use of vegetation was neglected. The modern practice of bioengineering has emerged over the last 40 years in response to the high costs and sometimes low performance of the conventional approaches used by civil engineers for slope stabilization and erosion control.

Results, Global Environmental Benefits and Adaptation Benefits

The project has achieved the following global environmental benefits as well as direct adaptation benefits for local communities:

- Resilience of local landscapes and communities was strengthened, and socioeconomic benefits were provided to local people through bioengineering methodologies.
- Four riverbank and roadside bioengineering demonstration sites were completed. After several years, the pilot sites proved that the slope and embankment protection has increased the resilience of local communities to natural events such as extreme flooding.
- Overall construction cost of riverbank and roadside protection were reduced due to the cost effectiveness of bioengineering techniques, which were 10–23% of conventional techniques.
- Bioengineering methodologies created local employment and provided other local benefits such as fodder, building materials, and medicinal plants.
- Aquatic and terrestrial habitats were established for plants and animals. Such habitats had been lost in nearby areas treated by conventional engineering.
- The capacity and technical skills of 179 Vietnamese government personnel, drawn from the national, provincial, district, and commune levels, were improved along with university staff and students and local communities, as well as visiting delegations from Lao PDR and Timor Leste.
- Technical guidelines were developed, providing detailed technical designs and construction methods for selected bioengineering and associated engineering options.
- More than 20 knowledge products were completed and put into use by local and national governments and universities, including videos and a website covering: (i) climate change vulnerability assessment; (ii) design, construction, and monitoring of the demonstrations and their effectiveness; (iii) workshops and training materials; and (iv) technical recommendations on design and use of bioengineering for rural infrastructure in Northern Vietnam.

Environmental Challenge

Vietnam is one of the most hazard-prone countries in the East Asia and Pacific region. The country's 3,260-km coastline is regularly exposed to typhoons, floods, drought, coastal erosion, and landslides, which pose significant threat to roads, embankments, and water supply infrastructure. Vietnam has extremely high exposure to flooding, ranked 1st with Bangladesh, including, riverine, flash, and coastal flooding. Vietnam also has high exposure to tropical cyclones and their associated hazards.[2] Floods represent the largest risk by economic impact in Vietnam, accounting for an estimated 97% of average annual economic losses from natural hazards.[2] All 15 Northern provinces in Vietnam experience a large number of

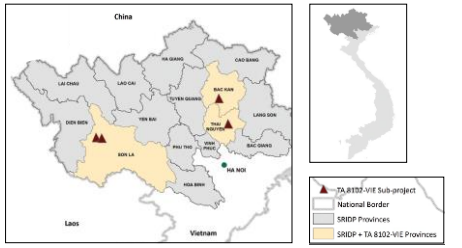

Project location map (ADB 2017: 6)

climate-related challenges. They have limited and poor quality infrastructure compared to the rest of Vietnam. Infrastructure loss and damage result in high maintenance and rehabilitation costs, and loss of benefits to local communities when structures remain un-repaired and nonfunctional. With poor and unstable infrastructure, local communities are also exposed to risk of land and property damage and loss. Therefore, increasing the resilience of infrastructure is important to improving the overall resilience of communities.

Integrated Approach and Key Features

Innovative approach with integrated benefits

Bioengineering measures are low-cost options to supplement conventional infrastructure engineering designs and to strengthen the resilience of infrastructure through erosion control, water conservation, enhanced slope stability, and sustainability of water-crossing structures, and reduced maintenance and rehabilitation costs. In many cases, hard or mixed measures are necessary to stabilize and protect a slope or embankment. In these cases, a combination of low-cost conventional measures (gabions) and bioengineering was applied, with nearby sites treated with conventional hard engineering measures (reinforced concrete and hard revetments), allowing for comparative assessment. Two years after project completion, there were no signs of erosion at any of the demonstration sites despite several serious floods and intense rainfall events. The bioengineering measures have kept the slopes stable and safeguarded the riverbanks, road slopes and adjacent land from erosion. Sites subject to serious erosion prior to the project have been improved by the bioengineering work.

Aside from serving primary engineering purposes, bioengineering has also provided social, economic and ecosystem benefits. For example, the bioengineering measures used local cost-effective labor and materials. The approach engaged and empowered local communities for repairs and maintenance, utilized locally applicable techniques, and created ownership and local employment. Also, the demonstrations established aquatic and terrestrial habitats for plants and animals. As the project sites were small in scale[3], the amount of greenhouse gas mitigation and other benefits from this project were limited. But application of

2 https://climateknowledgeportal.worldbank.org/country/vietnam/vulnerability

3 For example, Sub-Project (SP) 4 was along 106 m of riverbank and approximately 800 m² of a slope area located in Thanh Mai Commune, Cho Moi District, Bac Kan Province. SP31 was approximately 102 m of the roadside cut slope and a slope area of around 1,700 m² located in Phong Lap Commune, Thuan Chau District, Son La Province. SP32 was along 111 m of riverbank and a slope area of around 1300 m² passing through Thom Mon and Chieng Ly Communes Thuan Chau District, Son La Province. SP35 was along 94 m of roadside cut slope and 87 m of fill slope and had a slope area of approximately 3763 m² located in Lien Minh Commune, Vo Nhai District, Thai Nguyen Province.

the same methodologies on a larger scale, such as riverbank protection at watershed level, can have more significant impacts on climate change mitigation and adaptation, biodiversity conservation and food security, for example. The demonstrations at the pilot sites have shown that using plants can also provide productive benefits, such as cardamom, fodder, firewood and others. In addition, the bioengineering approach used in this project was particularly inclusive, with a high proportion of women and a wide range of ethnic minorities included in the labor forces.

Producing knowledge products and capacity building

Bioengineering requires new design standards, skills and techniques, including plant and geotechnical knowledge, and effective engagement with local communities. The project supported knowledge and learning opportunities to share lessons learned from this project broadly with other provinces in Vietnam and other countries in the region and to facilitate scale up and replication. These knowledge and learning opportunities included workshops, technical guidelines, training materials, and a project website, as well as videos in English and Vietnamese. Local, national and regional government officials and other stakeholders are able to use these knowledge products. Consequently, with these learning materials and associated training, the project has helped raise awareness and build skills among government officials in bioengineering approaches to infrastructure resilience.

Knowledge sharing and mainstreaming bioengineering in infrastructure

The project involved relevant national, provincial, and district government officials in training, local consultations, field visits, and workshops. The project also conducted activities to scale up systematic application of bioengineering methods to national and regional level, including: (i) national level workshops and proposed policy and regulatory innovations, (ii) participation in the riverbank (2015) and roadside bioengineering (2016) workshops by delegates from the Lao PDR, (iii) a visit to the two riverbank demonstration by delegates from Timor Leste in September 2015, and (iv) a visit to the riverbank protection demonstration site in Bac Kan Province by UNDP delegates in November 2015. In September 2016, a group of engineering faculty and students from the University of Transport and Communications in Hanoi visited the roadside demonstration site in Thai Nguyen Province.

Based on the project experiences, ADB has extended its application of bioengineering in infrastructure to other countries in the region, such as Lao PDR and Timor Leste. ADB organized a regional workshop to share the experience of sustainable infrastructure in the Asian region on May 2017 in Hanoi, and introduced lessons learned from this project. To share the lessons learned of this project in the region and beyond, ADB is developing a publication titled "Awareness Raising Material on Bioengineering for Green Infrastructure."

Local community planting new Vetiver grass in Son La Province (June 2015) @ICEM

Lessons Learned

Nature-based solutions strengthen resilience of local landscapes and communities

The project demonstrated that nature-based solutions worked well to strengthen the resilience of local landscapes and infrastructure. Lessons learned included: (i) bioengineering should be considered at the earliest stage of project planning; (ii) high-risk locations need to be identified as early as possible using proven vulnerability assessment and slope condition criteria; (iii) specific slope problems need to be identified and assessed using low-cost geotechnical investigation procedures[4]; and (iv) integration of hard and soft measures needs to be considered to solve problems where bioengineering alone is insufficient.

It is also vital to achieve the active engagement of local contractors and communities to provide training in bioengineering methods, in designing the intervention, identifying suitable plant species, sources, replication methods and planting seasons, and to monitor the project for maintenance. Plant selection for the bioengineering project was based on the project's objectives, site analysis, project design, plant species' characteristics, planting material availability, and cost. In order to ensure maintenance during early stages, especially for watering trees and plants, management arrangements with local governments and local communities need to be formally established. Considering social aspects of bioengineering design was also critical for the project's success. The social aspects of the bioengineering design included: (i) identifying communities willing to host the demonstrations; (ii) identifying pilot demonstration sites with tangible community benefits – for example, at SP4 Bac Kan Province, protection of the community access track on the riverbank, agricultural land, and other assets; (iii) reviewing plant options for their engineering properties, potential economic uses and local availability; and (iv) continuing local consultation and capacity building as well as knowledge sharing.

Communities understood and appreciated the benefits of the bioengineering approach because they were closely involved in construction and maintenance. Subsequently, based on their experience in the project, some families have applied bioengineering methods to protect their own land. With bioengineering, local communities do not need to wait for government to fix infrastructure or protect their property. They can take preventative measures and maintain green infrastructure on their own initiative using local materials and labor, although follow-up training and awareness raising with local governments, contractors and communities are necessary. Communities also need to be involved in sharing experiences and management approaches with neighboring communities and with government at district, provincial and national levels.

Need for on-going investment in scaling up and mainstreaming bioengineering in infrastructure

Bioengineering has been well received by the provinces, districts, and communes in Vietnam, particularly with respect to the low-cost and effectiveness of the measures which use local plants and community participation for roadside and embankment stabilization. The project's training and communications materials have had an influence on the tide of opinion within national government, with project products continuing to be used by government in training activities. Strong local government commitment and engagement also helped promote outcomes and advocate uptake with national government. However, bioengineering techniques are yet to be formally included in national design standards and specifications in Vietnam. This will require a sustained and longer commitment to mainstreaming and capacity building than can be covered in a single project.

In Vietnam, there are institutional barriers to the use of low-cost bioengineering solutions, not only in engineering codes but also in the contracting processes that currently provide little incentive for cost savings. Thus, a more extensive network of pilot demonstrations needs to be established, accompanied by development of technical standards and cost norms for bioengineering methods. Equally important in the medium term is modifying the curriculum for training of engineers, so they have the skills and commitment to integrating nature-based solutions into all aspects of their work. The University of Transport and Communications in Hanoi has already made use of the project's outputs in engineering instruction and has expressed interest in further bioengineering research.

Key role of development partners in promoting nature-based solutions

ADB followed a blended approach and bundled the GEF grant for this project with a large infrastructure loan to Vietnam, which enabled the Vietnamese government to try an innovative approach like bioengineering in infrastructure in Northern Vietnam. Thus, when the GEF Partner Agencies can work with government to combine pioneering GEF investments with large conventional loans, opportunities can emerge for effective demonstration of innovative solutions for scaling up and replication. This project provided good examples at the pilot demonstration sites and communicated the benefits from field experiences of the bioengineering approach at local, national and regional levels, paving the road for scaling up. Ideally, in a scaled-up demonstration, pilot sites should be in areas where they are easily accessible for decision makers, planners, and researchers. Also, locating demonstrations close to conventional engineering projects addressing the same issues would enable comparative monitoring of performance in years to come.

References and Multimedia

- Final Report, Promoting Climate Resilient Rural Infrastructure in Northern Vietnam (International Centre for Environmental Management (ICEM) 2017), http://icem.com.au/portfolio-items/promoting-climate-resilient-rural-infrastructure-in-northern-vietnam-report-series/
- Natural Solutions to erosion control in Vietnam, Case studies from the Northern Mountainous Region <project website for knowledge sharing>, http://icem.com.au/series-of-publications-on-the-promotion-of-bioengineering-in-vietnam-now-available/climate-change-1/
- *Slope Protection Designs and Specifications: Guidelines from Trials in Northern Vietnam*. ADB CDTA Project Promoting Climate Resilient Rural Infrastructure in Northern Vietnam (ICEM 2017), https://www.vetiver.org/VNN_IECM_SlopeProtectionDesign.pdf
- Bringing Nature Back (ICEM), video about the project, http://icem.com.au/portfolio-items/bringing-nature-back/

Overview of bioengineered riverbank protection in Bac Kan Province (September 2015) @ICEM

Contact

- Chizuru Aoki, Lead Environmental Specialist, GEF, caoki@thegef.org
- David Salter, Principal Natural Resources and Agriculture Specialist, Asian Development Bank, dsalter@adb.org
- Jeremy Carew-Reid, Director General, International Centre for Environmental Management (ICEM), jecr@icem.com.au
- James Ramsay, Project Team Lead, ICEM, jramsay@horizon.bc.ca

The GEF Good Practice Briefs showcase examples of GEF investments that align with GEF 2020 Strategies and GEF-7 Programing Directions and Policy Recommendations. Featured projects were selected by the GEF Secretariat from a pool of nominations by GEF Agencies, taking into consideration approaches used to generate multiple global environmental benefits and co-benefits, and to achieve clear results and/or sustainability. Because the Briefs include projects that are implemented under different contexts, the practices highlighted should not necessarily be considered as universally applicable.

The Global Environment Facility (GEF) was established on the eve of the 1992 Rio Earth Summit to help tackle our planet's most pressing environmental problems. Since then, the GEF has provided more than **$21.1 billion** in grants and mobilized an additional **$114 billion** in co-financing for more than **5,000 projects** in **170 countries**. Through its Small Grants Programme, the GEF has provided support to more than 25,000 civil society and community initiatives in 133 countries.

gef GLOBAL ENVIRONMENT FACILITY
INVESTING IN OUR PLANET

ADB Asian Development Bank

UNDP Empowered lives. Resilient nations.

FEB 2021
978-1-948690-77-5
www.thegef.org

4 Low-cost geotechnical investigation procedures include the Dynamic Cone Penetrometer, which is used to determine the strength of subgrade and base layers. It is used to conduct pavement research and other studies in the US because it is easy to transport and inexpensive to operate.

GLOBAL ENVIRONMENT FACILITY
INVESTING IN OUR PLANET

WORLD BANK GROUP

Integrated Coastal Watershed Conservation

Cross-sectoral and participatory conservation, and monitoring in the context of climate change in Mexico

PROJECT FULL NAME	COUNTRY & REGION	IMPLEMENTING AGENCY	World Bank
Conservation of Coastal Watersheds to Achieve Multiple Global Environmental Benefits in the Context of Changing Environments	Mexico, Latin America	EXECUTING AGENCIES	National Commission for Protected Areas (CONANP), National Forestry Commission (CONAFOR), National Institute of Ecology and Climate Change (INECC), and a private institution, the Mexican Fund for the Conservation of Nature (FMCN).
GEF PROJECT ID: 4792	FOCAL AREAS	09/09/2013 CEO Endorsement	06/28/2019 Project Closure
PROJECT TYPE: FSP	▪ Biodiversity, ▪ Climate Change Mitigation ▪ Land Degradation ▪ Sustainable Forest Management	06/01/2012 Project Approval	01/23/2017 Mid-Term Review
GEF PERIOD: GEF-5		GEF Project Grant $39,518,181	Co-financing Total $239,886,000

Summary

The project promotes integrated management of coastal watersheds to conserve biodiversity, contribute to climate change mitigation, and enhance sustainable land use in the Gulf of Mexico and Gulf of California, where impacts from climate change are significant and habitats of globally significant biodiversity are provided. Collaborating with three federal agencies and a private foundation, the project focused on improving sustainable management of protected areas and surrounding watersheds including the areas where local communities manage agroforestry systems. In addition, local communities were engaged through sub-projects that supported sustainable cattle ranching, honey production, adventure tourism and others. These same stakeholders were involved in project monitoring and development of the Integrated Watershed Action Plans. The project achieved improvement of protected areas management covering 1,748,204.73 hectares, improved management of productive landscapes in the watersheds covering 35,784 hectares, and due to the emphasis on community participation, strengthened socio-ecological resilience of the watersheds to climate change and other potential future environmental and social perturbations. Community pride and ownership in the sustainable management of watersheds was a key outcome. Based on all these outcomes, an integrated watershed management approach is being scaled up at the local and national level.

Coffee cultivation in the coastal watershed © Santiago Gibert

Figure 1: Six project sites on conservation of costal watersheds

Global Environmental Benefits

Key global environmental benefits and direct benefits to local communities at the end of the project include following:

- 1,748,204.73 ha of protected area were consolidated[1], surpassing the end-target projection (1,100,000.00 ha) and achieving 158% of results.
- 10 protected areas are in the process of showing an improvement in their management effectiveness according to the Management Effectiveness Tracking Tool for protected areas (METT), Annual Operational Plans in line with Integrated Watershed Action Plans (IWAPs) and availability of sustainable finance.
- $28.6 million have been raised for permanent endowment fund for protected areas (achieved 100% of the end-target)
- 35,784 ha of watersheds included Payment for Ecosystem Services as part of their management strategies, and agro-ecosystem and sustainable forest management sub-projects in accordance with Integrated Watershed Action Plans (IWAPs), surpassing the end-target of 18,696 ha and achieving 191% of results.
- 5.53 $MtCO_2eq$ were avoided/sequestered across the relevant watersheds, surpassing the original end target 4.015 $MtCO_2eq$ and achieving 137% of results.
- 6 Integrated Watershed Action Plans (IWAPs) were finalized achieving its outcome target.
- 6 local partners have incorporated better land management practices.

Environmental Challenge

Mexico will be disproportionately affected by climate change. The impacts of climate change, such as hurricanes, drought and forest fires, will be most evident in the coastal areas of the Gulf of Mexico and the Gulf of California, where mountain ranges run parallel to the coast, and deep canyons and ravines connect the mountains with the ocean. They harbor important ecosystems, where globally significant biodiversity is at risk. The threat to the Gulf of Mexico and Gulf of California coastal watersheds is increasing due to poor land use planning and lack of enforcement of environmental regulations. If no action is taken, studies show a 35% additional loss of rain forests and 18% additional loss of temperate forests by 2050 in these two regions. Such forest losses would be accompanied by significant loss of biodiversity, increased GHGs emission, and a decrease in other sustaining ecosystems goods and services. To reverse these trends, a multi-institutional effort is required.

Integrated Approach and Key Features

The project provided strong evidence of how Integrated Watershed Action Plans, paired with key activities, can reduce biodiversity loss, GHG emissions, and land degradation, through strengthening sustainable land use and socio-ecological resilience of watersheds.

Cross-sectoral coordination for integrated approach

Inter-ministerial coordination starting from the project design stage was critical to achieve sustainable land management at the watershed level. The project was designed in collaboration with three federal agencies: the National Commission for Protected Areas (CONANP) strengthened the consolidation of protected areas, National Forestry Commission (CONAFOR) led watershed management through a Payment for Ecosystem Services scheme, and the National Institute of Ecology and Climate Change (INECC) facilitated participatory development of the Integrated Watershed Action Plans (IWAPs). A private institution, the Mexican Fund for the Conservation of Nature (FMCN) worked on agroforestry sub-projects with

1 The protected areas were considered to be consolidated if they have: (a) a published management program or a clear strategic plan (logical framework or similar) that defines results, activities, and indicators for decision making; (b) core and complementary personnel that can implement the main activities identified in the strategic plan; (c) a financial plan including financial gap analysis and implementation of strategies to reduce gaps (described below); (d) essential infrastructure, equipment, and recurrent funds for basic operation, including those to address natural contingencies; and (e) a diversified budget with investment from national and international sources.

Figure 2: Image of collaboration among different agencies in watersheds

local communities in the watersheds. With each agency's technical expertise, the project established the Technical Project Committee to coordinate actions with the aim of reducing negative externalities (e.g., inappropriate land use practices that lead to deforestation and unwarranted GHGs emissions) while maximizing synergies and multiple benefits from the same landscape. The implementation success of the project hinged on its cross-sectoral and inter-ministerial coordination from the beginning to the development and uptake of the landscape-oriented integrated approach which was made manifest in the agreed IWAPs.

Extensive community involvement in project design, implementation and monitoring

Local communities were actively engaged in the project through sub-projects, which were designed, organized and supervised by local organizations which helped to build trust and ownership of the project. The project identified and approved 32 sub-projects for sustainable land management and improvement of local livelihoods proposed by local organizations, such as honey production, sustainable cattle ranching, pepper production, adventure tourism. Throughout implementation of the sub-projects, interests and commitments of local communities to conserve their natural resources were strengthened. Furthermore, the local residents started recognizing the value of ecosystem services provided by the basins, and the importance of conserving riparian areas and maintaining the connectivity of well-preserved natural areas. As a result, local communities were actively engaged in not only the sub-projects, but also project monitoring activities. This monitoring data will feed into development of the IWAPs.

The regional coordination unit also invested significant effort in selecting, training, and accompanying the community organizations to implement the sub-projects with local communities, and this investment was considered instrumental in the project's sucess. In total, 1,669 workshops, which were participated by 16,173 people (6,585 women and 9,588 men) including 20 % of indigenous, were held in four years to strengthen local capacities.

Sustainable financing mechanisms

The project included a component to increase financing and secure permanent funding for the targeted protected areas. The project partners have raised $28.6 million, 100% of the project's original end-target, which is a significant achievement given that recently many potential funders have become disinterested in funding protected area trust funds. For capitalization of the Costal Watersheds Fund, the project managed to get contribution from private companies including $189,000 from Braskem-Idesa and $346,000 from Materias Primas de Monterrey (presently COVIA). The other funding sources include: $4.71 million from Packard Foundation, $486,000 from Hydraulic Infrastructure Fund of Sinaloa (FIHSIN), $100,000 from Resources Legacy Fund (RLF), $1.086 million from Helmsley Foundation, and $12.601 million from KfW (German Development Bank).

Innovative monitoring tools both at national and local levels

INECC has developed IWAPs in six watersheds with comprehensive technical data that identify priority sites to invest in defined activities that will maintain ecosystem services. Biodiversity, deforestation and community water monitoring systems [utilizing the Global Water Watch methodology[2]] are in place in the following watersheds: Tuxpan, Antigua, Jamapa, Huazuntlán, Temoloapa and Usumacinta basins, and this decision-making support tool with comprehensive technical data will be applicable to other areas.

Civil society organizations together with community members across the six watersheds monitored water quality and quantity following the Global Water Watch methodology. The civil society organizations adopted the monitoring methodologies into their core practice. The information generated and analyzed through the monitoring systems has informed the IWAPs for each watershed to strengthen local institutions and promote adaptive management.

With strong contributions from community-based monitoring, the CONANP team, together with civil society organizations, periodically gathered biodiversity data. This data and information were incorporated into the database on the National System for Biodiversity Monitoring, which is a product of five-year collaboration between National Commission for Knowledge and Use of Biodiversity (CONABIO), CONANP, CONAFOR and FMCN.

2. Global Water Watch (GWW) promotes citizen participation in water monitoring, bringing together community groups with adequate technology to obtain credible information that helps to encourage adequate care, or sustainable management, of the landscape. The monitoring of water quality and quantity parameters allows people to propose the use of practices that allow a sustainable use of land and water. The GWW-Mexico website is designed to maintain the biological and physi-cal-chemical database of surface waters, collected by citizens certified by GWW.

Lessons Learned

Integrated approach

In the costal watershed in Mexico, landscape level planning and management, including protected areas and productive landscapes, was key to address drivers of environmental degradation. This integrated landscape approach became possible through effective inter-governmental collaboration across territorial areas from the design to implementation of the project. Agencies involved in the project are responsible for protected area management, mitigation of climate change through reduction of deforestation, monitoring of land use change, reduction of biodiversity degradation and associated carbon stocks, and improving socio-economic factors in local communities. This effective cross-agency collaboration also produced innovative community-based monitoring tools on integrated watershed management.

Stakeholder engagement

Successful implementation of this project is strongly associated with active engagement of local organizations and communities, and building trust with them, which has been achieved through the tangible benefits that local communities realized during the project. Since local organizations were heavily involved in design and implementation of sub-projects to improve sustainable watershed management and community livelihoods. The sub-projects directly provided socio-economic benefits to local communities and the community members recognized the value of ecosystem services provided by the watersheds. They were actively involved in not only the sub-projects, but also more broadly in project monitoring activities. The community-based monitoring information was highly valuable data for the development of appropriate integrated watershed action plans.

Scaling up the project

With clear benefits for both the environment and human wellbeing, this new integrated approach caught the attention of the national government and other municipalities. The Mexican government has now widely disseminated lessons learned from this innovative watershed level approach to other local governments. This model of landscape conservation will be shared nationally with the aim of scaling up the experience and approach in other watersheds.

References and Multimedia

- Project website (only in Spanish): http://www.c6.org.mx/cuencas-costeras/manejo-integral-de-cuencas/
- PAMIC (Planes de Acción para el Manejo Integral de Cuencas Hídricas, or Action Plans for the Integrated Management of Water Basins) website (only in Spanish): http://cuencas.cms.matrushka.com.mx/
- FMCN's Annual Report 2017, available at https://www.fmcn.org/uploads/infos/file/pdf/OqUS5jNYxaXZWEJCcDLt6Ry4crMg33Hgad62Kq9g.pdf

Contact

- Mark Zimsky, GEF, Biodiversity Focal Area Coordinator, Senior Biodiversity Specialist, mzimsky@thegef.org
- Adriana Moreira, Senior Environmental Specialist, World Bank, amoreira@worldbank.org
- Sylvia Diez, Senior Environmental Specialist, World Bank, sdiez@worldbank.org
- Renée González, Conservation Director, the Mexican Fund for the Conservation of Nature (FMCN), renee.gonzalez@fmcn.org

Available at:
http://www.thegef.org/topics/knowledge-learning

The GEF Good Practice Briefs showcase examples of GEF investments that align with GEF 2020 Strategies and GEF-7 Programing Directions and Policy Recommendations. Featured projects were selected by the GEF Secretariat from a pool of nominations by GEF Agencies, taking into consideration approaches used to generate multiple global environmental benefits and co-benefits, and to achieve clear results and/or sustainability. Because the Briefs include projects that are implemented under different contexts, the practices highlighted should not necessarily be considered as universally applicable.

The Global Environment Facility (GEF) was established on the eve of the 1992 Rio Earth Summit to help tackle our planet's most pressing environmental problems. Since then, the GEF has provided more than **$21.1 billion** in grants and mobilized an additional **$114 billion** in co-financing for more than **5,000 projects** in **170 countries**. Through its Small Grants Programme, the GEF has provided support to more than 25,000 civil society and community initiatives in 133 countries.

gef GLOBAL ENVIRONMENT FACILITY
INVESTING IN OUR PLANET
WORLD BANK GROUP
FEB 2021
978-1-948690-73-7
www.thegef.org

GLOBAL ENVIRONMENT FACILITY
INVESTING IN OUR PLANET

Empowered lives.
Resilient nations.

Data Driven Integrated Forest Management

Establishing a new system to identify multiple forest ecosystem services in Turkey

PROJECT FULL NAME	COUNTRY & REGION	IMPLEMENTING AGENCY	EXECUTING AGENCIES
Integrated approach to management of forests in Turkey, with demonstration in high conservation value forests in the Mediterranean region	Turkey, Europe	UNDP	General Directorate of Forestry, Government of Turkey

12/28/2012 CEO Endorsement
01/22/2020 Project Closure
05/26/2011 Project Approval
02/28/2018 Mid-Term Review

GEF PROJECT ID: **4469**
PROJECT TYPE: **FSP**
GEF PERIOD: **GEF-5**

FOCAL AREAS
- Biodiversity
- Climate Change Mitigation
- Sustainable Forest

GEF Project Grant	Co-financing Total
$7,120,000	**$21,430,000**

Summary

The project promoted integrated forest management in Turkey, demonstrating multiple environmental benefits in high conservation value forests in the Mediterranean forest region.

The project delivered 638,923 ha (142% of end of project target) of forest area with integrated management plans identifying multiple environmental benefits at landscape level, and provided training to strengthen implementation capacity. Twenty-eight forest management plans (FMPs) for the target forest units in five pilot sites included biodiversity zoning, forest fire planning, pest management, carbon focused reforestation, non-timber forest products and eco-tourism plans, and protected forest areas management. Beyond five district level, the project also established and operationalized a forest fire early warning system at national scale. Furthermore, the project created and operationalized the first ever open access computer platform to project, quantify and optimize forest ecosystem services at landscape level, called "Forest and Ecosystem Management Systems." This computer platform enables reporting on Sustainable Development Goals from the benefits of integrated forest management.

Global Environmental Benefits

The project delivered 638,923 ha (142% of end of project target) of forest area with integrated management plans with multiple environmental benefits at landscape level, and provided training to strengthen implementation capacity. Twenty-eight forest management plans (FMPs) for the target forest units in five pilot Forest Enterprise Directorates (FEDs) (Köyceğiz, Gazipasa, Gülnar, Pos and Andırın) now include biodiversity zoning, ecosystem services maps, forest fire planning, pest management, carbon focused silviculture and reforestation, non-timber forest products and eco-tourism plans and protected area management, which will be replicable at national level through Forest and Ecosystem Management Systems (FEMS).

Policy and institutional Framework for integrated forest management

- Created and operationalized the first ever open access computer platform to project, quantify and optimize forest ecosystems at landscape level for forest planners called 'Forest and Ecosystem Management Systems', and trained the General Directorate of Forestry (GDF) staff on how to use the decision support system, collect and input data that is compatible with the system.
- Established a Sustainability Working Group (SWG) composed of seven different departments of GDF to integrate not only protected area management, but also forest fire planning, pest control, carbon focused reforestation, and non-timber forest products and eco-tourism plans into existing legal framework.

Implementation of forest-based GHG mitigation and carbon sequestration

- Established and operationalized forest fire early warning software at national scale based on temperature, humidity and wind values, and established 120 forest fire observation towers with 240 cameras throughout the country. With the new software system, fire fighters are able to reach fire locations in only 14 minutes instead of 40.
- 9,339 ha of forest covered by carbon-focused reforestation activities, such as regeneration thinning, industrial plantation and rehabilitation, to generate carbon benefits as of June 2019 (the end of project target of 9,200 ha), which are expected to mitigate 11,572 tCO_2eq/y.
- 1,301 micro-credits (the end of project target of 1,100) were disbursed to villagers for solar-heating in five pilot sites. Carbon benefits generated by the micro-credit program will be calculated during the project's final evaluation and are expected to mitigate in the range of 13,200 tCO_2eq/y.

Strengthen protection of high conservation Mediterranean forests

- 130,346 ha (or 163% of end of project target) of forest for nature conservation were identified, zoned and integrated into forest management plans of five pilot sites
- 207,315 tCO2 equivalent are estimated as cumulative net carbon benefit associated with the conservation areas in five pilot sites.
- Management Effectiveness Tracking Tool for protected areas (METT) scores have improved from baselines measures

Integrated forest management in Mediterranean Forest, Turkey © UNDP Turkey / Esat Sungur

Environmental Challenge

Turkey's Mediterranean forests cover an area of approximately 7 million hectares in total. The Mediterranean forests are moderately fragmented due to past logging activities, yet in some parts (especially in the southernmost regions) relatively large continuous forest tracts remain. Mediterranean forests are listed as a WWF Global 200 Ecoregion due to their exceptional biodiversity richness. These forests constitute the largest forest carbon repository in West Asia and the second largest in Southern Europe: the total carbon pool in Turkey's Mediterranean forests is currently assessed to be over 2 billion tCO_2. Despite their global environmental importance, the Mediterranean forests presently face several threats from anthropogenic wildfires, pest and land use change due to development projects such as mining and large hydropower projects. These threaten biodiversity, at the same time, contribute to the release of carbon into atmosphere, thus also contributing to climate change. The project tackled these direct drivers of Mediterranean forest destruction.

Integrated Approach and Key Features

Turkey's Mediterranean forests provide multiple environmental and socio-economic benefits at the local, country and global levels. The project adopted integrated forest use, planning and management systems to generate multiple benefits including biodiversity conservation, carbon sequestration, timbers, non-timber forest products, eco-tourism and others. This forest use, planning and management system required strict protection of biodiversity in significant and ecological important areas, while permitting sustainable use elsewhere consistent with sound carbon stock management.

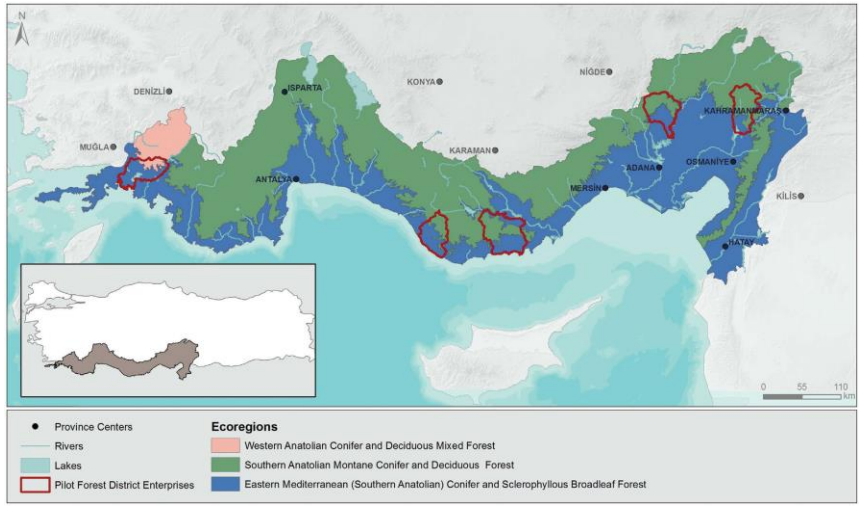

Figure 1: Map of the project and pilot sites (from west to east Köyceğiz, Gazipasa, Gulnar, Pos and Andırın) @ UNDP Turkey

Innovative online decision support system through multi-stakeholder engagement

One of the significant outputs of the project is the development and operationalization of an innovative open access computer platform for forest planners and decision makers, called "Forest and Ecosystem Management Systems (FEMS)". FEMS helps to project, quantify and optimize forest ecosystem services, including biodiversity, carbon sequestration, timber, non-timber forest products and eco-tourism at landscape level. Building on the existing forest management database, the new online software allows different key actors to understand consequences of different needs of forests, and to choose the best options to visualize these needs in the system. Key actors of the forest include the GDF for forest use planning, protected area management, forest fire control, pest management, carbon sequestration, non-timber forest products and eco-tourism plans, and timber companies. This comprehensive decision-support system has been established and operationalized through strong collaboration with different units within the GDF and across different stakeholders including Yale University, UNDP and University of Washington, and tested in forests in Turkey and the USA.

Establishment of Institutional and Policy framework

To strengthen implementation of twenty-eight integrated forest management plans and their dissemination at national level, the project updated sustainable forest criteria and indicators in Turkey and linked them with Sustainable Development Goals through discussion with the private sector, NGOs, academia and other governmental organizations. For forest fire fighters, a training at the national level was conducted to build capacity in the utilization of the new online platform and early warning system. This training is integrated into the existing training program for GDF staff at national scale.

Through a Sustainability Working Group (SWG) composed from 7 different departments of GDF, the project ensured that the policy framework at the national level integrates multiple functions of forests into existing legal frameworks covering not only protected areas, but also forest fire planning, pest control, carbon focused reforestation, and non-timber forest products and eco-tourism plans. SWG works in collaboration with NGOs and other key stakeholders.

Lessons Learned

Scaling up through collaboration with wide-range of organizations

Collaboration with a wide-range of organizations both nationally and internationally (i.e., Nature Conservation Center, Gold Standard, Silvia Terra, University of Washington, Silva Mediterranean of FAO, and Yale University) has increased the innovative and scaling-up potential of the project. An innovative online, data driven, decision support system for the forestry sector, "Forest and Ecosystem Management Systems (FEMS)", is applicable not only in the pilot areas, but also at the national scale and globally to other countries. Particularly, the fire management components have been already upscaled at the national level and can serve as regional and global model. Staff rotation between departments of the GDF headquarters and Forest Enterprise Directorates (FEDs) remains a major challenge for transferring the knowledge and institutional memory required for integrated forest management applying FEMS. Thus, continuous training for local and national staff is critical, and the promotion of strong project results could potentially attract additional investment to scale up the initiative in the future.

Introducing concept of an integrated approach to forest management

By introducing the concept of an integrated approach to forest management, the project has provided strong value-added in Turkey to improve forest management. The project also highlighted the importance of creating a synergy between and among three components: biodiversity, climate and sustainable forest management. In addition, a major contribution of the GEF support was to help build an interdisciplinary collaboration platform among the different sub-units of the GDF, breaking silo thinking and hierarchy between central headquarters and regional implementation units.

Adaptive management to further integration

Due to Turkey's status under the UNFCCC, the project needed to adjust activities and shifted its focus from developing action plans and a calculation system on forest based GHG mitigation and carbon sequestration to a more comprehensive integrated forest management system including biodiversity, forest fire planning, pest management, carbon focused reforestation, non-timber forest products, eco-tourism, and protected forest areas. This adjustment caused the existing forest database to become a more comprehensive and open computer system introducing new methods of inventory using remote sensing. The system also allows the assessment of the overall impact of forestry sector on Sustainable Development Goals (SDGs), which were not originally envisaged in the project. This adaptive approach improved the outcomes of the project. With continuous discussions/communication among different stakeholders including government officials, scientists, NGOs and local communities, and strong trust building and ownership between project management unit and government, flexible management of the project became possible.

References and Multimedia

- UNDP, "Mid-term evaluation of UNDP-supported GEF Financed Project: Integrated Forest Management, February 2018", Available at https://undpgefpims.org/attachments/4434/213302/1715560/1720468/Final%20Report-MTE-Turkey-Forestry.pdf
- UNDP, "Working for the Common Good: Integrated Forest Management", Available at https://undpturkiye.exposure.co/working-for-the-common-good
- Forest Ecosystem Management System, available at https://fems.nrsig.org <Sign up required>

Contact

- Ulrich Apel, GEF, Sr. Environmental Specialist uapel@thegef.org
- Bahtiyar Kurt, UNDP, Project Manager bahtiyar.kurt@undp.org
- Nuri Ozbagdatli, UNDP, Country Office Focal Point, nuri.ozbagdatli@undp.org

Available at:
http://www.thegef.org/topics/knowledge-learning

The GEF Good Practice Briefs showcase examples of GEF investments that align with GEF 2020 Strategies and GEF-7 Programing Directions and Policy Recommendations. Featured projects were selected by the GEF Secretariat from a pool of nominations by GEF Agencies, taking into consideration approaches used to generate multiple global environmental benefits and co-benefits, and to achieve clear results and/or sustainability. Because the Briefs include projects that are implemented under different contexts, the practices highlighted should not necessarily be considered as universally applicable.

The Global Environment Facility (GEF) was established on the eve of the 1992 Rio Earth Summit to help tackle our planet's most pressing environmental problems. Since then, the GEF has provided more than **$21.1 billion** in grants and mobilized an additional **$114 billion** in co-financing for more than **5,000 projects** in **170 countries**. Through its Small Grants Programme, the GEF has provided support to more than 25,000 civil society and community initiatives in 133 countries.

gef GLOBAL ENVIRONMENT FACILITY
INVESTING IN OUR PLANET

UNDP
Empowered lives.
Resilient nations.

FEB 2021
978-1-948690-72-0
www.thegef.org

GEF FACTSHEETS

AGENCY FACTSHEETS

Explore

COUNTRY FACTSHEETS

Explore

GEF FACTSHEETS

AGENCY FACTSHEETS

ADB
Explore

CONSERVATION INTERNATIONAL
Explore

FAO
Explore

IFAD
Explore

IUCN
Explore

UNDP
Explore

UNEP
Explore

UNIDO
Explore

WORLD BANK
Explore

WWF
Explore

GEF FACTSHEETS

COUNTRY FACTSHEETS

(1/9)

AFGHANISTAN Explore	ALBANIA Explore	ALGERIA Explore	ANGOLA Explore
ANTIGUA AND BARBUDA Explore	ARGENTINA Explore	ARMENIA Explore	AZERBAIJAN Explore
BAHAMAS Explore	BAHRAIN Explore	BANGLADESH Explore	BARBADOS Explore
BELARUS Explore	BELIZE Explore	BENIN Explore	BHUTAN Explore
BOLIVIA Explore	BOSNIA-HERZEGOVINA Explore	BOTSWANA Explore	BRAZIL Explore

GEF FACTSHEETS

COUNTRY FACTSHEETS (2/9)

BRUNEI Explore	BULGARIA Explore	BURKINA FASO Explore	BURUNDI Explore
CABO VERDE Explore	CAMBODIA Explore	CAMEROON Explore	CENTRAL AFRICAN REPUBLIC Explore
CHAD Explore	CHILE Explore	CHINA Explore	COLOMBIA Explore
COMOROS Explore	CONGO DPR Explore	CONGO Explore	COOK ISLANDS Explore
COSTA RICA Explore	COTE D'IVOIRE Explore	CROATIA Explore	CUBA Explore

GEF FACTSHEETS

COUNTRY FACTSHEETS (3/9)

CZECH REPUBLIC Explore	DJIBOUTI Explore	DOMINICA Explore	DOMINICAN REPUBLIC Explore
ECUADOR Explore	EGYPT Explore	EL SALVADOR Explore	EQUATORIAL GUINEA Explore
ERITREA Explore	ESTONIA Explore	ESWATINI Explore	ETHIOPIA Explore
FIJI Explore	GABON Explore	GAMBIA Explore	GEORGIA Explore
GHANA Explore	GRENADA Explore	GUATEMALA Explore	GUINEA-BISSAU Explore

GEF FACTSHEETS

COUNTRY FACTSHEETS

(4/9)

GUINEA Explore	GUYANA Explore	HAITI Explore	HONDURAS Explore
HUNGARY Explore	INDIA Explore	INDONESIA Explore	IRAN Explore
IRAQ Explore	JAMAICA Explore	JORDAN Explore	KAZAKHSTAN Explore
KENYA Explore	KIRIBATI Explore	KOREA DPR Explore	KOSOVO Explore
KUWAIT Explore	KYRGYZ REPUBLIC Explore	LAO PDR Explore	LATVIA Explore

GEF FACTSHEETS

COUNTRY FACTSHEETS (5/9)

LEBANON Explore	LESOTHO Explore	LIBERIA Explore	LIBYA Explore
LITHUANIA Explore	MADAGASCAR Explore	MALAWI Explore	MALAYSIA Explore
MALDIVES Explore	MALI Explore	MALTA Explore	MARSHALL ISLANDS Explore
MAURITANIA Explore	MAURITIUS Explore	MEXICO Explore	MICRONESIA Explore
MOLDOVA Explore	MONGOLIA Explore	MONTENEGRO Explore	MOROCCO Explore

GEF FACTSHEETS

COUNTRY FACTSHEETS (6/9)

MOZAMBIQUE Explore	MYANMAR Explore	NAMIBIA Explore	NAURU Explore
NEPAL Explore	NICARAGUA Explore	NIGER Explore	NIGERIA Explore
NIUE Explore	NORTH MACEDONIA Explore	OMAN Explore	PAKISTAN Explore
PALAU Explore	PALESTINIAN AUTHORITY Explore	PANAMA Explore	PAPUA NEW GUINEA Explore
PARAGUAY Explore	PERU Explore	PHILIPPINES Explore	POLAND Explore

GEF FACTSHEETS

COUNTRY FACTSHEETS (7/9)

QATAR Explore	REPUBLIC OF KOREA Explore	ROMANIA Explore	RUSSIAN FEDERATION Explore
RWANDA Explore	SAMOA Explore	SAO TOME AND PRINCIPE Explore	SAUDI ARABIA Explore
SENEGAL Explore	SERBIA Explore	SEYCHELLES Explore	SIERRA LEONE Explore
SLOVAK REPUBLIC Explore	SLOVENIA Explore	SOLOMON ISLANDS Explore	SOMALIA Explore
SOUTH AFRICA Explore	SOUTH SUDAN Explore	SRI LANKA Explore	ST. KITTS AND NEVIS Explore

GEF FACTSHEETS

COUNTRY FACTSHEETS (8/9)

ST. LUCIA Explore	ST. VINCENT AND GRENADINES Explore	SUDAN Explore	SURINAME Explore
SYRIA Explore	TAJIKISTAN Explore	TANZANIA Explore	THAILAND Explore
TIMOR LESTE Explore	TOGO Explore	TONGA Explore	TRINIDAD AND TOBAGO Explore
TUNISIA Explore	TÜRKIYE Explore	TURK-MENISTAN Explore	TUVALU Explore
UGANDA Explore	UKRAINE Explore	UNITED ARAB EMIRATES Explore	URUGUAY Explore

GEF FACTSHEETS

COUNTRY FACTSHEETS (9/9)

UZBEKISTAN
Explore

VANUATU
Explore

VENEZUELA
Explore

VIET NAM
Explore

YEMEN
Explore

ZAMBIA
Explore

ZIMBABWE
Explore

AGENCY FACTSHEET

ADB

Share of Agency use of GEF resources by GEF phase

	Pilot Phase	GEF - 1	GEF - 2	GEF - 3	GEF - 4	GEF - 5	GEF - 6	GEF - 7	GEF - 8	Total
total financing ($m)	..	..	7.1	47.0	83.4	48.9	52.1	27.5	..	265.9
Agency share of overall approved financing (%)	..	..	0.4%	1.7%	3.2%	1.3%	1.6%	0.9%	..	1.4%
# of MSPs	..	..	1	10	34	17	14	9	..	85
# of FSPs	..	..	1	7	33	15	12	7	..	75
# of EA	..	..	..	..	..	..	..	..	..	..
# of PFD	..	..	..	..	..	..	..	..	..	..
LDCF financing ($m)	..	..	..	..	..	14.7	..	28.0	..	42.7
SCCF financing ($m)	..	..	..	..	3.9	4.5	5.2	..	..	13.5

Parent and Child Projects in GEF 6, GEF 7, and GEF 8

Parent Project	Child Project	Child Project Name
9071	9658	Combating Environmental Organized Crime in the Philippines
9077	9484	Integrated Approaches for Sustainable Cities in Vietnam
9909	10064	Demonstration Investments in Eco-Waste Infrastructure Solutions: Thanlyin and Ayeyarwady Watersheds (which cover Mandalay, Hpa-An and Mawlaymine)

Program led by the Agency in GEF 6, GEF 7, and GEF 8: currently no data are available.

Resources by Focal Area, Region, and Country Group across GEF trust funds

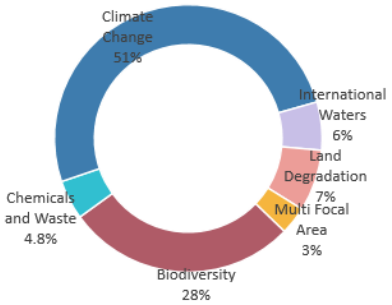

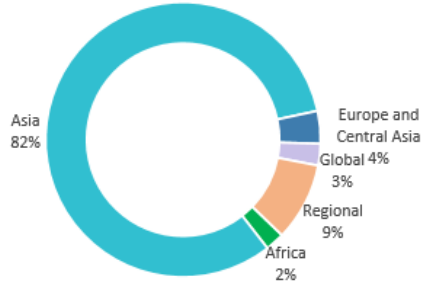

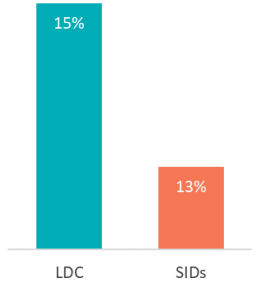

AGENCY PROFILE—ADB

● Above 80% of the project portfolio ● From 60% to 80% of the project portfolio
● Below 60% of the project portfolio ● Data not available
NB: No data is included in cells where an agency did not contribute to indicators during the period under review

	GEF Average	ADB				
	FY22	FY19 Reference	FY20 Reference	FY21 Reference	FY22 Average	FY22 Number of Projects
ENHANCE THE SPEED OF OPERATIONS						
Time from CEO endorsement (FSP) / CEO approval (MSP) to first disbursement below 18 months	85 ●	75 ●	0 ●			
- MSPs only (%)	76 ●	100 ●				
- FSPs only (%)	90 ●	67 ●	0 ●			
Time from CEO endorsement to mid-term review submission below 4 years	50 ●	40 ●	100 ●	100 ●		
MSP age below 4 years (%)	61 ●	50 ●	100 ●	50 ●	0 ●	1
FSP age below 6 years (%)	81 ●	79 ●	75 ●	70 ●	67 ●	6
Completed projects with a timely Terminal Evaluation (%)	87 ●					
ENSURE STRONG PORTFOLIO MANAGEMENT						
Disbursement ratio of ongoing portfolio (%)	19	15	24	12	26	10
Projects rated in the satisfactory range for both Implementation Progress and Development Outcome (%)	80 ●	87 ●	93 ●	100 ●	91 ●	11
Projects rated in the satisfactorily range for Implementation Progress (%)	83 ●	87 ●	93 ●	100 ●	91 ●	11
Projects rated in the satisfactorily range for Development Outcome (%)	86 ●	96 ●	93 ●	100 ●	100 ●	11
Proactivity index (%)	77 ●					1
Projects with disbursement in the past year (%)	89 ●	●	83 ●	75 ●	50 ●	10
Over 50% disbursed balance 3+ years into MSP implementation (%)	75 ●	100 ●	0 ●	0 ●	0 ●	1
Over 50% disbursed balance 5+ years FSP implementation (%)	91 ●	60 ●	20 ●	60 ●	86 ●	7
Projects with financial closure after Terminal Evaluation submission (%)	85 ●	92 ●	96 ●	100 ●	97 ●	31
Projects financially closed on time in the last year (%)	64 ●		90 ●	100 ●		
INCREASE CO-FINANCING ACROSS THE PORTFOLIO						
Projects with co-financing materialized higher than 35% at MTR (%)	51 ●	●	100 ●	100 ●		
Co-financing materialized higher than 80% at Terminal Evaluation (%)	50 ●	●	74 ●	69 ●		

AGENCY FACTSHEET

Conservation International (CI)

Share of Agency use of GEF resources by GEF phase

	Pilot Phase	GEF - 1	GEF - 2	GEF - 3	GEF - 4	GEF - 5	GEF - 6	GEF - 7	GEF - 8	Total
total financing ($m)		..	..	..	..	22.4	47.4	167.8	..	237.7
Agency share of overall approved financing (%)		..	..	..	..	0.6%	1.4%	5.3%	..	1.2%
# of MSPs		..	..	..	..	4	3	14	..	21
# of FSPs		..	..	..	..	3	12	34	..	49
# of EA		..	..	..	..	..	..	1	..	1
# of PFD		..	..	..	..	..	..	19	..	19
LDCF financing ($m)		..	..	..	..	..	..	11.2	..	11.2
SCCF financing ($m)		..	..	..	..	..	1.2	3.2	..	4.4

Parent and Child Projects in GEF 6, GEF 7, and GEF 8

Parent Project	Child Project	Child Project Name
9602	9713	A GEF GOLD/ Supply Chain Approach to Eliminating Mercury in Guyana's ASGM Sector: El Dorado Gold Jewelry Made in Guyana
10200	10505	Strengthen Management and Climate Change Resilience in Angola's Conservation Areas for Sustainable Development
10201	10232	Reducing deforestation from palm oil and cocoa value chains
10569	10606	GEF GOLD+: Global coordination, knowledge management and outreach
10569	10836	GEF GOLD +: Global coordination, knowledge management and outreach
10569	10837	Global Opportunities for Long-term Development of ASGM in Zambia
10569	10838	Global Opportunities for Long-term Development of ASGM in Sierra Leone

Program led by the Agency in GEF 6, GEF 7, and GEF 8:

GEF Project ID	Project Title
10569	Global Opportunities for Long-term Development of artisanal and small-scale gold mining ASGM

Resources by Focal Area, Region, and Country Group across GEF trust funds

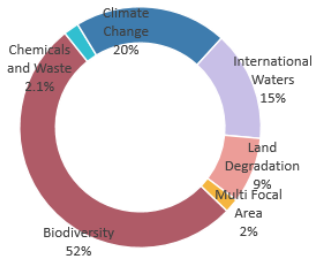

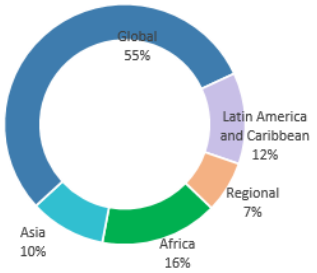

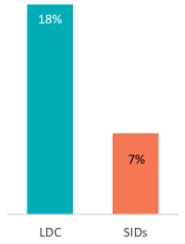

AGENCY PROFILE—CI

● Above 80% of the project portfolio ● From 60% to 80% of the project portfolio
● Below 60% of the project portfolio ● Data not available
NB: No data is included in cells where an agency did not contribute to indicators during the period under review

	GEF Average	CI				
	FY22	FY19 Reference	FY20 Reference	FY21 Reference	FY22 Average	FY22 Number of Projects
ENHANCE THE SPEED OF OPERATIONS						
Time from CEO endorsement (FSP) / CEO approval (MSP) to first disbursement below 18 months	85 ●	100 ●			100 ●	1
- MSPs only (%)	76 ●	100 ●			100 ●	1
- FSPs only (%)	90 ●	100 ●				
Time from CEO endorsement to mid-term review submission below 4 years	50 ●	100 ●		100 ●	100 ●	2
MSP age below 4 years (%)	61 ●	100 ●	100 ●	100 ●	100 ●	2
FSP age below 6 years (%)	81 ●	100 ●	100 ●	100 ●	89 ●	9
Completed projects with a timely Terminal Evaluation (%)	87 ●					
ENSURE STRONG PORTFOLIO MANAGEMENT						
Disbursement ratio of ongoing portfolio (%)	19	11	31	40	33	10
Projects rated in the satisfactory range for both Implementation Progress and Development Outcome (%)	80 ●	92 ●	82 ●	83 ●	92 ●	13
Projects rated in the satisfactorily range for Implementation Progress (%)	83 ●	92 ●	91 ●	83 ●	92 ●	13
Projects rated in the satisfactorily range for Development Outcome (%)	86 ●	92 ●	82 ●	92 ●	92 ●	13
Proactivity index (%)	77 ●				100 ●	
Projects with disbursement in the past year (%)	89 ●	●	100 ●	92 ●	100 ●	10
Over 50% disbursed balance 3+ years into MSP implementation (%)	75 ●	100 ●	100 ●	100 ●		
Over 50% disbursed balance 5+ years FSP implementation (%)	91 ●			100 ●	67 ●	3
Projects with financial closure after Terminal Evaluation submission (%)	85 ●	100 ●	86 ●	100 ●	67 ●	12
Projects financially closed on time in the last year (%)	64 ●	100 ●	83 ●	100 ●		
INCREASE CO-FINANCING ACROSS THE PORTFOLIO						
Projects with co-financing materialized higher than 35% at MTR (%)	51 ●	●			100 ●	2
Co-financing materialized higher than 80% at Terminal Evaluation (%)	50 ●	●	105 ●			

AGENCY FACTSHEET

FAO

Share of Agency use of GEF resources by GEF phase

	Pilot Phase	GEF - 1	GEF - 2	GEF - 3	GEF - 4	GEF - 5	GEF - 6	GEF - 7	GEF - 8	Total
total financing ($m)		..	..	13.9	76.7	282.1	234.6	552.4	5.5	1165.1
Agency share of overall approved financing (%)		..	..	0.5%	0.0	0.1	7.1%	17.3%	6.9%	6.1%
# of MSPs		..	..	..	8	12	12	29	..	61
# of FSPs		..	..	2	43	118	94	166	2	425
# of EA		..	..	..	..	6	..	3	..	9
# of PFD		..	..	..	..	..	12	44	..	58
LDCF financing ($m)		..	..	..	2.4	90.6	23.9	120.3	..	237.2
SCCF financing ($m)		..	..	..	..	20.2	2.8	..	..	23.1

Parent and Child Projects in GEF 6, GEF 7, and GEF 8

Parent Project	Child Project	Child Project Name
9060	9126	Delivering Sustainable Environmental, Social and Economic Benefits in West Africa through Good Governance, Correct Incentives and Innovation
9060	9128	The Coastal Fisheries Initiatives Global Partnership
9070	9178	Food-IAP: Support for Sustainable Food Production and Enhancement of Food Security and Climate Resilience in Burundi's Highlands
9264	9514	Forest and Landscape Restoration supporting Landscape and Livelihoods Resilience in the Central African Republic (CAR)
9264	9515	The Restoration Initiative, DRC child project: Improved Management and Restoration of Agro-sylvo-pastoral Resources in the Pilot Province of South-Kivu
9264	9516	Reversing Deforestation and Degradation in High Conservation Value Chilgoza Pine Forests in Pakistan
9264	9517	Landscape Restoration for Ecosystem Functionality and Climate Change Mitigation in the Republic of Sao Tome e Principe
9264	9556	Restoration of Arid and Semi-arid lands (ASAL) of Kenya through Bio-enterprise Development and other Incentives under The Restoration Initiative
9768	9876	On-farm Conservation and Sustainable Use of Genetic Diversity of Crops Originated in China
9909	10069	Sustainable management of fisheries, marine living resources and their habitats in the Bay of Bengal region for the benefit of coastal states and communities
9909	10451	TO BE DELETED - WORNG GEF ID - The Project was already CEO endorsed with GEF ID 10069- Sustainable management of fisheries, marine living resources and their habitats in the Bay of Bengal region for the benefit of coastal states and communities.
10198	10248	Building human well-being and resilience in Amazonian forests by enhancing the value of biodiversity for food security and bio-businesses, in a context of climate change
10201	10245	Integrated Sustainable Landscape Management in the Mekong Delta of Vietnam
10201	10246	Innovative transformation of China's food production systems and agroecological landscapes
10201	10247	Scaling up Cocoa-based Food Systems, Land Use and Restoration / Transformative Innovations in Côte d'Ivoire (SCOLUR-CI)
10201	10480	Promotion of Sustainable Food Systems in India through Transforming Rice-Wheat Systems in Punjab, Haryana, Odisha and Chhattisgarh
10201	10481	Promoting Integrated Landscape Management and Sustainable Food Systems in the Niger Delta Region in Nigeria
10201	10598	Integrated Landscape Management for conservation and restoration of the Mt. Elgon Ecosystem in Western Kenya
10201	10599	Transforming Food Systems and Reducing Deforestation in the Protected Areas and Biological Corridors landscapes from the Southern Caribbean Coast and San Juan River autonomous region
10201	10600	Integrated management of degraded landscapes for sustainable food systems and livelihoods in Guinea Forest Region and Upper Guinea
10201	10601	Food System, Land Use and Restoration Impact Program in Uzbekistan
10201	10750	Integrated Landscape Management for a zero-deforestation coffee and rice value chains in the Central South and Eastern coast of Madagascar
10206	10249	Promoting Dryland Sustainable Landscapes and Biodiversity Conservation in the Eastern Steppe of Mongolia
10206	10250	Integrated Landscape Management in Dry Miombo Woodlands of Tanzania
10206	10251	Integrated landscape management to reverse degradation and support the sustainable use of natural resources in the Mopane-Miombo belt of Northern Namibia
10206	10253	Global coordination project for the SFM Drylands Impact Program
10206	10254	Transforming landscapes and livelihoods: A cross-sector approach to accelerate restoration of Malawi's Miombo and Mopane woodlands for sustainable forest and biodiversity management
10206	10255	Integrated sustainable and adaptive management of natural resources to support land degradation neutrality and livelihoods in the Miombo-Mopane landscapes of North-east Botswana
10206	10256	Land and natural resource degradation neutrality and community vulnerability reduction in selected Miombo and Mopane Ecoregions of Angola (Okavango and Cunene river basin)
10206	10257	A cross-sector approach supporting the mainstreaming of sustainable forest and land management to enhance ecosystem resilience for improved livelihoods in the Save and Runde Catchments of Zimbabwe
10548	10622	Sustainable management of tuna fisheries and biodiversity conservation in the areas beyond national jurisdiction.
10548	10623	Deep-sea Fisheries under the Ecosystem Approach (DSF project)
10548	10626	Global Coordination Project for the Common Oceans ABNJ Program

Program led by the Agency in GEF 6, GEF 7, and GEF 8.

GEF Project ID	Project Title
9060	CFI: Coastal Fisheries Initiative (PROGRAM)
9909	Sustainable Management of the Bay of Bengal Large Marine Ecosystem Programme
10206	Sustainable Forest Management Impact Program on Dryland Sustainable Landscapes
10548	Common Oceans - Sustainable utilization and conservation of biodiversity in areas beyond national jurisdiction

Resources by Focal Area, Region, and Country Group across GEF trust funds

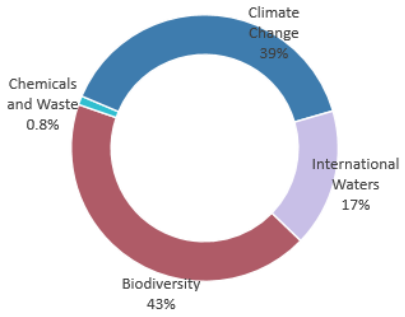

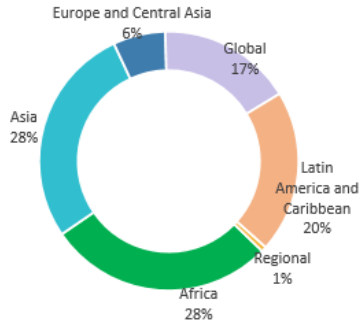

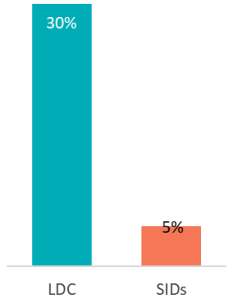

AGENCY PROFILE—FAO

● Above 80% of the project portfolio ● From 60% to 80% of the project portfolio
● Below 60% of the project portfolio ● Data not available

NB: No data is included in cells where an agency did not contribute to indicators during the period under review

	GEF Average	FAO				
	FY22	FY19 Reference	FY20 Reference	FY21 Reference	FY22 Average	FY22 Number of Projects
ENHANCE THE SPEED OF OPERATIONS						
Time from CEO endorsement (FSP) / CEO approval (MSP) to first disbursement below 18 months	85 ●	86 ●	50 ●	100 ●	56 ●	9
- MSPs only (%)	76 ●	100 ●		100 ●	40 ●	5
- FSPs only (%)	90 ●	83 ●	50 ●		75 ●	4
Time from CEO endorsement to mid-term review submission below 4 years	50 ●	63 ●	71 ●	41 ●	62 ●	13
MSP age below 4 years (%)	61 ●	90 ●	57 ●	80 ●	89 ●	9
FSP age below 6 years (%)	81 ●	93 ●	96 ●	86 ●	90 ●	49
Completed projects with a timely Terminal Evaluation (%)	87 ●				85 ●	13
ENSURE STRONG PORTFOLIO MANAGEMENT						
Disbursement ratio of ongoing portfolio (%)	19	13	26	19	24	62
Projects rated in the satisfactory range for both Implementation Progress and Development Outcome (%)	80 ●	90 ●	92 ●	90 ●	96 ●	74
Projects rated in the satisfactorily range for Implementation Progress (%)	83 ●	90 ●	95 ●	90 ●	97 ●	74
Projects rated in the satisfactorily range for Development Outcome (%)	86 ●	92 ●	95 ●	93 ●	99 ●	74
Proactivity index (%)	77 ●				100 ●	7
Projects with disbursement in the past year (%)	89 ●	●	99 ●	97 ●	100 ●	62
Over 50% disbursed balance 3+ years into MSP implementation (%)	75 ●	100 ●	75 ●	100 ●	100 ●	7
Over 50% disbursed balance 5+ years FSP implementation (%)	91 ●	89 ●	87 ●	94 ●	92 ●	38
Projects with financial closure after Terminal Evaluation submission (%)	85 ●	62 ●	56 ●	65 ●	60 ●	63
Projects financially closed on time in the last year (%)	64 ●	80 ●	0 ●	25 ●	0 ●	7
INCREASE CO-FINANCING ACROSS THE PORTFOLIO						
Projects with co-financing materialized higher than 35% at MTR (%)	51 ●	●	50 ●	73 ●	57 ●	14
Co-financing materialized higher than 80% at Terminal Evaluation (%)	50 ●	●	65 ●	138 ●	62 ●	13

AGENCY FACTSHEET

IFAD

Share of Agency use of GEF resources by GEF phase

	Pilot Phase	GEF - 1	GEF - 2	GEF - 3	GEF - 4	GEF - 5	GEF - 6	GEF - 7	GEF - 8	Total
total financing ($m)		..	..	30.1	75.6	14.1	88.8	49.4	..	258.1
Agency share of overall approved financing (%)		..	..	1.1%	2.9%	0.4%	2.7%	1.6%	..	1.3%
# of MSPs		..	..	1	6	..	..	1	..	8
# of FSPs		..	..	8	35	5	39	13	..	100
# of EA		..	..	..	..	..	..	..	..	..
# of PFD		..	..	..	..	..	56	..	..	56
LDCF financing ($m)		..	..	..	7.0	45.0	..	25.9	5.5	83.4
SCCF financing ($m)		..	..	..	4.2	24.2	13.8	..	..	42.2

Pa rent and Child Projects in GEF 6, GEF 7, and GEF 8

Parent Project	Child Project	Child Project Name
9070	9132	Food-IAP: Reversing Land Degradation Trends and Increasing Food Security in Degraded Ecosystems of Semi-arid Areas of Central Tanzania
9070	9133	Food-IAP: Climate-Smart Agriculture for Climate-Resilient Livelihoods (CSARL)
9070	9134	Food-IAP: Agricultural Value Chains Resilience Support Project (PARFA)
9070	9136	Niger: Food-IAP: Family Farming Development Programme (ProDAF)
9070	9138	Food-IAP: Enhancing the Resilience of Agro-Ecological Systems (ERASP)
9070	9139	Food-IAP: Establishment of the Upper Tana Nairobi Water Fund (UTNWF)
9070	9140	Food-IAP: Cross Cutting Capacity Building, Knowledge Services and Coordination Project for the Food Security Integrated Approach Pilot Program
9070	9141	GEF-IAP:Participatory Natural Resource Management and Rural Development Project in the North, Centre-North and East Regions (Neer Tamba project)

Program led by the Agency in GEF 6, GEF 7, and GEF 8:

GEF Project ID	Project Title
9070	Food-IAP: Fostering Sustainability and Resilience for Food Security in Sub-Saharan Africa - An Integrated Approach (IAP-PROGRAM)

Resources by Focal Area, Region, and Country Group across GEF trust funds

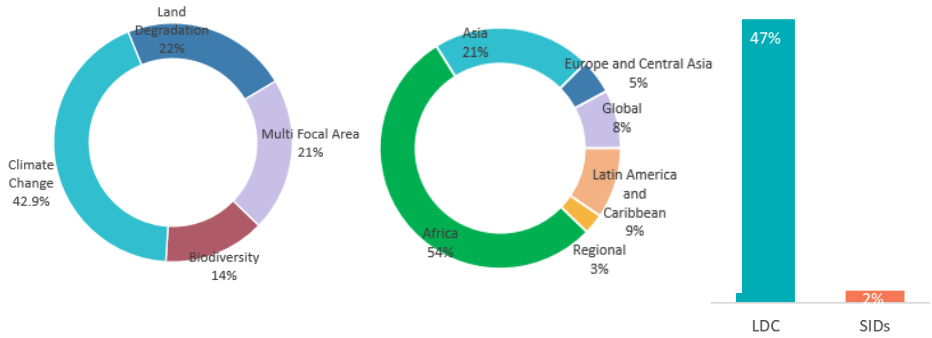

AGENCY PROFILE—IFAD

● Above 80% of the project portfolio ● From 60% to 80% of the project portfolio
● Below 60% of the project portfolio ● Data not available
NB: No data is included in cells where an agency did not contribute to indicators during the period under review

	GEF Average	IFAD				
	FY22	FY19 Reference	FY20 Reference	FY21 Reference	FY22 Average	FY22 Number of Projects
ENHANCE THE SPEED OF OPERATIONS						
Time from CEO endorsement (FSP) / CEO approval (MSP) to first disbursement below 18 months	85 ●			0 ●	0 ●	1
- MSPs only (%)	76 ●					
- FSPs only (%)	90 ●			0 ●	0 ●	1
Time from CEO endorsement to mid-term review submission below 4 years	50 ●			0 ●	0 ●	1
MSP age below 4 years (%)	61 ●					
FSP age below 6 years (%)	81 ●		100 ●	100 ●	86 ●	7
Completed projects with a timely Terminal Evaluation (%)	87 ●					
ENSURE STRONG PORTFOLIO MANAGEMENT						
Disbursement ratio of ongoing portfolio (%)	19		20	23	28	10
Projects rated in the satisfactory range for both Implementation Progress and Development Outcome (%)	80 ●		83 ●	91 ●	92 ●	13
Projects rated in the satisfactorily range for Implementation Progress (%)	83 ●		83 ●	91 ●	92 ●	13
Projects rated in the satisfactorily range for Development Outcome (%)	86 ●		100 ●	100 ●	100 ●	13
Proactivity index (%)	77 ●				100 ●	
Projects with disbursement in the past year (%)	89 ●		92 ●	92 ●	90 ●	10
Over 50% disbursed balance 3+ years into MSP implementation (%)	75 ●					
Over 50% disbursed balance 5+ years FSP implementation (%)	91 ●		100 ●	100 ●	100 ●	10
Projects with financial closure after Terminal Evaluation submission (%)	85 ●		93 ●	97 ●	100 ●	32
Projects financially closed on time in the last year (%)	64 ●		50 ●	75 ●	100 ●	3
INCREASE CO-FINANCING ACROSS THE PORTFOLIO						
Projects with co-financing materialized higher than 35% at MTR (%)	51 ●			50 ●	100 ●	1
Co-financing materialized higher than 80% at Terminal Evaluation (%)	50 ●		78 ●	16 ●		

AGENCY FACTSHEET

IUCN

Share of Agency use of GEF resources by GEF phase

	Pilot Phase	GEF - 1	GEF - 2	GEF - 3	GEF - 4	GEF - 5	GEF - 6	GEF - 7	GEF - 8	Total
total financing ($m)		..	..	..	..	7.2	63.9	77.3	..	148.4
Agency share of overall approved financing (%)		..	..	..	..	0.2%	1.9%	2.4%	..	0.8%
# of MSPs		..	..	..	..	..	10	6	..	16
# of FSPs		..	..	..	..	12	35	28	..	75
# of EA		..	..	..	..	..	1	1	..	2
# of PFD		..	..	..	..	..	40	1	..	41
LDCF financing ($m)		..	..	..	..	..	5	6.3	..	11.3
SCCF financing ($m)		..	..	..	..	..	..	..	..	..

Parent and Child Projects in GEF 6, GEF 7, and GEF 8

Parent Project	Child Project	Child Project Name
9264	9518	Building Climate Resilient Green Infrastructure: Enhancing Ecosystem Services of Planted Forests in China through Forest Landscape Restoration and Governance Innovation
9264	9519	Supporting Landscapes Restoration and Sustainable Use of Local Plant Species and Tree Products (Bambusa ssp, Irvingia spp, etc) for Biodiversity Conservation, Sustainable Livelihoods and Emissions Reduction in Cameroon
9264	9520	The Restoration Initiative (TRI) Myanmar, Reversing Forest Degradation and Deforestation and Restoring Forested Landscape through Local Multi-stakeholder Management
9264	9521	Managing Mangroves and Production Landscapes for Climate Change Mitigation
9264	9522	Global Learning, Finance, and Partnerships Project under TRI
10200	10613	Strengthening Governance and Capacity for Combatting Illegal Wildlife Trade in Pakistan
10206	10291	Sustainable management of dryland landscapes in Burkina Faso
10206	10292	Strengthening forest management for improved biodiversity conservation and climate resilience in the Southern rangelands of Kenya
10208	10293	Transforming and scaling up results and lessons learned in the Monte Alen and Rio Campo Landscapes through an inclusive Landscape-scale approach, effective land use planning and promotion of local governance
10710	10753	Mainstreaming biodiversity in the development of the Yangtze River Economic Belt
10710	10754	Strengthening in-situ Biodiversity Conservation in the Yangtze River Economic Belt

Program led by the Agency in GEF 6, GEF 7, and GEF 8:

GEF Project ID	Project Title
9264	TRI The Restoration Initiative - Fostering Innovation and Integration in Support of the Bonn Challenge
10710	Yangtze River Basin Biodiversity Conservation Programme

Resources by Focal Area, Region, and Country Group across GEF trust funds

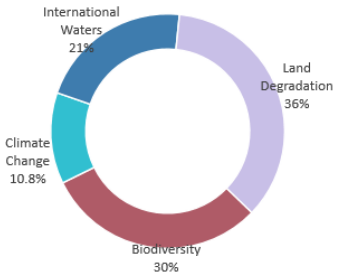

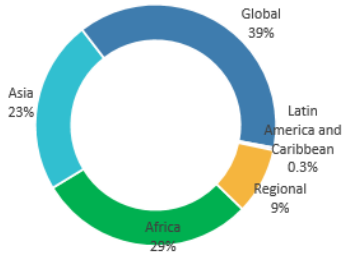

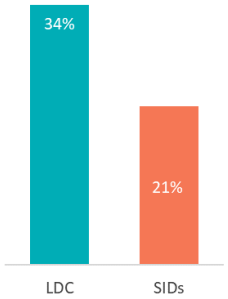

AGENCY PROFILE—IUCN

● Above 80% of the project portfolio ● From 60% to 80% of the project portfolio
● Below 60% of the project portfolio ● Data not available
NB: No data is included in cells where an agency did not contribute to indicators during the period under review

	GEF Average	IUCN				
	FY22	FY19 Reference	FY20 Reference	FY21 Reference	FY22 Average	FY22 Number of Projects
ENHANCE THE SPEED OF OPERATIONS						
Time from CEO endorsement (FSP) / CEO approval (MSP) to first disbursement below 18 months	85 ●	63 ●	0 ●			
- MSPs only (%)	76 ●		0 ●			
- FSPs only (%)	90 ●	71 ●				
Time from CEO endorsement to mid-term review submission below 4 years	50 ●					
MSP age below 4 years (%)	61 ●	67 ●	100 ●	50 ●	50 ●	2
FSP age below 6 years (%)	81 ●	33 ●	100 ●	100 ●	100 ●	9
Completed projects with a timely Terminal Evaluation (%)	87 ●					
ENSURE STRONG PORTFOLIO MANAGEMENT						
Disbursement ratio of ongoing portfolio (%)	19	5	20	15	30	9
Projects rated in the satisfactory range for both Implementation Progress and Development Outcome (%)	80 ●	83 ●	70 ●	56 ●	92 ●	12
Projects rated in the satisfactorily range for Implementation Progress (%)	83 ●	82 ●	70 ●	56 ●	92 ●	12
Projects rated in the satisfactorily range for Development Outcome (%)	86 ●	91 ●	90 ●	78 ●	92 ●	12
Proactivity index (%)	77 ●				75 ●	3
Projects with disbursement in the past year (%)	89 ●	●	100 ●	78 ●	89 ●	9
Over 50% disbursed balance 3+ years into MSP implementation (%)	75 ●	100 ●	100 ●	100 ●	100 ●	3
Over 50% disbursed balance 5+ years FSP implementation (%)	91 ●					
Projects with financial closure after Terminal Evaluation submission (%)	85 ●			0 ●	0 ●	1
Projects financially closed on time in the last year (%)	64 ●					
INCREASE CO-FINANCING ACROSS THE PORTFOLIO						
Projects with co-financing materialized higher than 35% at MTR (%)	51 ●	●				
Co-financing materialized higher than 80% at Terminal Evaluation (%)	50 ●	●				

AGENCY FACTSHEET

UNDP

Share of Agency use of GEF resources by GEF phase

	Pilot Phase	GEF - 1	GEF - 2	GEF - 3	GEF - 4	GEF - 5	GEF - 6	GEF - 7	GEF - 8	Total
total financing ($m)	258.6	369.4	641.1	1021.4	1011.7	1479.1	1271.8	1134.0	0.0	7187.0
Agency share of overall approved financing (%)	37.1%	32.5%	35.0%	36.4%	38.5%	40.7%	38.6%	35.6%	0.0%	37.40%
# of MSPs	..	3	67	119	134	101	56	51	..	531
# of FSPs	56	72	81	145	385	549	394	371	..	2053
# of EA	5	157	177	170	16	123	77	115	27	867
# of PFD	..	..	..	10	2	..	9	16	..	37
LDCF financing ($m)	..	..	..	0.9	90.7	376.2	189.8	160.8	..	818.3
SCCF financing ($m)	..	..	..	4.3	40.4	30.1	9.1	..	..	84.0

Parent and Child Projects in GEF 6, GEF 7, and GEF 8

Parent Project	Child Project	Child Project Name
9060	9124	Coastal Fisheries Initiative- Latin America
9070	9135	Food-IAP: Integrated Landscape Management to Enhance Food Security and Ecosystem Resilience
9070	9137	Food-IAP: Fostering Sustainability and Resilience for Food Security in Karamoja Sub Region
9070	9143	Food-IAP: Integrated Landscape Management to Enhance Food Security and Ecosystem Resilience in Nigeria
9071	9148	Securing Livelihoods, Conservation, Sustainable Use and Restoration of High Range Himalayan Ecosystems (SECURE)Himalayas
9071	9150	Combatting Illegal and Unsustainable Trade in Endangered Species in Indonesia
9071	9154	Managing the Human-wildlife Interface to Sustain the Flow of Agro-ecosystem Services and Prevent Illegal Wildlife Trafficking in the Kgalagadi and Ghanzi Drylands
9071	9155	Integrated and Transboundary Conservation of Biodiversity in the Basins of the Republic of Cameroon
9071	9156	Combating poaching and the illegal wildlife trade in Tanzania through an integrated approach
9071	9157	Enhanced Management and Enforcement of Ethiopia's Protected Areas Estate
9071	9158	Strengthening the Conservation of Globally Threatened Species in Mozambique through Improving Biodiversity Enforcement and Expanding Community Conservancies around Protected Areas
9071	9527	Combatting Illegal Wildlife Trade, Focusing on Ivory, Rhino Horn, Tiger and Pangolins in Thailand
9071	9531	Conservation of Snow Leopards and their Critical Ecosystem in Afghanistan
9071	9659	Kenya- Combating Poaching and Illegal Wildlife Trafficking in Kenya through an Integrated Approach
9071	9660	Strengthening Biodiversity and Ecosystems Management and Climate-Smart Landscapes in the Mid to Lower Zambezi Region of Zimbabwe
9071	9661	Mali- Community-based Natural Resource Management that Resolves Conflict, Improves Livelihoods and Restores Ecosystems throughout the Elephant Range
9072	9179	Adaptive Management and Learning for the Commodities IAP
9072	9180	Reducing Deforestation from Commodity Production
9072	9617	Taking Deforestation Out of the Soy Supply Chain
9077	9127	Cities-IAP: Asuncion Green City of the Americas – Pathways to Sustainability
9083	9328	Leapfrogging Sudan's Markets to More Efficient Lighting and Air Conditioners
9083	9332	Energy Efficient Standards, Certification, and Labeling for Appliances and Equipment
9083	9492	Leapfrogging South Africa's Markets to High Efficiency LED Lighting and High Efficiency Distribution Transformers
9083	9493	Advancing Indonesia's Lighting Market to High Efficient Technologies (ADLIGHT)
9272	9387	Sustainable Productive Landscapes in the Peruvian Amazon
9403	9462	Expanding the Coverage and Strengthening the Management of Wetland Protected Areas in Sichuan Province, China
9403	9463	Strengthening Marine Protected Areas in SE China to conserve globally significant coastal biodiversity
9403	9464	Strengthening the PA System in the Qilian Mountains-Qinghai Lake landscape
9403	9465	Enhancing conservation of globally significant biodiversity through protected area system strengthening in Gansu
9403	9679	China's Protected Area Reform (C-PAR) for Conserving Globally Significant Biodiversity
9602	9707	Integrated Sound Management of Mercury in Indonesia's Artisanal and Small-scale Gold Mining (ISMIA)
9602	9708	Integrated Sound Management of Mercury in Kenya's Artisanal and Small-scale Gold Mining (ASGM) or IMKA
9602	9709	GEF GOLD Colombia: Integrated Sound Management of Mercury in Colombia's ASGM sector
9602	9710	GEF GOLD Peru - Integrated Sound Management of Mercury in Peru's Artisanal and Small-scale Gold Mining (ASGM)
9768	9873	Conservation and Sustainable Use of Indigenous Agricultural Genetic Diversity in Hubei
9768	9874	Strengthening Coordinated Approaches to Reduce Invasive Alien Species (IAS) Threats to Globally Significant Agrobiodiversity and Agroecosystems in China (R-IAST)
9768	9875	Participatory in situ Conservation and Sustainable Use of Agrobiodiversity in Hainan
10114	10282	Tashkent - Accelerating Investments in Low Emission Vehicles (TAILEV)
10114	10286	Enhancing sustainability in e-mobility for low carbon urban transport and an Extended Producer Responsibility (EPR) approach in batteries and vehicle components
10114	10289	Supporting Sustainable Transportation through the Shift to Electric Mobility in Jamaica
10114	10640	Enabling Electric Vehicles (EVs) Adoption in the framework of Sustainable energy based Transportation in Bangladesh

10114	10641	Enhancing Readiness for the Transition to Electric Vehicles in Indonesia (ENTREV)
10185	10261	ISLANDS - Indian Ocean Child Project
10198	10252	Strengthening management of protected and productive landscapes in the Surinamese Amazon
10200	10234	Mainstreaming Biodiversity Conservation into the Tourism Sector in Bhutan
10200	10235	Strengthening Conservation and Resilience of Globally-significant Wild Cat Landscapes through a Focus on Small Cat and Leopard Conservation
10200	10236	Catalyzing Optimum Management of Nature Heritage for Sustainability of Ecosystem, Resources and Viability of Endangered Wildlife Species (CONSERVE)
10200	10241	Enhancing jaguar corridors and strongholds through improved management and threat reduction
10200	10242	Kabobo-Luama Protected Area Landscape Management
10200	10244	Integrated approach to proactive management of human-wildlife conflict and wildlife crime in hotspot landscapes in Namibia
10200	10304	Integrating Landscape Considerations in Wildlife Conservation, with Emphasis on Jaguars
10200	10597	Building institutional and local capacities to reduce wildlife crime and to enhance protection of iconic wildlife in Malaysia
10201	10237	Integrated Landscape Management of Heart of Borneo Landscapes in Sabah and Sarawak
10201	10238	Strengthening Sustainability in Commodity and Food-Crop Value Chains, Land Restoration and Land Use Governance through Integrated Landscape Management for Multiple Benefits in Indonesia
10201	10239	Establishing System for Sustainable Integrated Land-use Planning Across New Britain Island in Papua New Guinea
10201	10243	Preventing forest loss, promoting restoration and integrating sustainability into Ethiopia's coffee supply chains and food systems
10201	10263	Promoting sustainable landscapes in the Motagua River watershed
10201	10264	Promoting sustainable livestock management and ecosystem conservation in Northern Ukraine
10201	10265	Promotion of sustainable food systems and improved ecosystems services in Northern Kazakhstan Landscape
10201	10307	Deforestation Free Commodity Supply Chains in the Peruvian Amazon
10208	10729	Transforming Forest Landscape Governance in the Lower Ogooué - Lower Nyanga Landscape Corridor
10391	10467	Transitioning to an urban green economy and delivering global environmental benefits
10391	10486	Child Project Title: Strengthening Marrakech's sustainable development through innovative planning and financing
10413	10470	National child project under the GEF Africa Mini-grids Program Somalia
10413	10471	National child project under the GEF Africa Mini-grids Program Djibouti
10413	10473	National child project under the GEF Africa Mini-grids Program Comoros
10413	10474	National child project under the GEF Africa Mini-grids Program Burkina Faso
10413	10475	National child project under the GEF Africa Mini-grids Program Malawi
10413	10476	National child project under the GEF Africa Mini-grids Program Eswatini
10413	10477	National child project under the GEF Africa Mini-grids Program Nigeria

10413	10478	National child project under the GEF Africa Mini-grids Program Ethiopia
10413	10827	Sudan, National Child Project under the GEF Africa Mini-grid Programme
10413	10831	Benin National Child Project under the GEF Africa Minigrids Program
10413	10832	São Tomé and Príncipe national child project under the Africa Minigrids Program
10413	10833	Niger National Child Project under the GEF Africa Minigrids Program
10413	10834	Mali national child project under the Africa Minigrids Program
10413	10841	Zambia National Child Project under the GEF Africa Minigrids Program
10413	10843	Regional Child Project under the GEF Africa Mini-grids Program
10548	10620	Strengthening the stewardship of an economically and biologically significant high seas area – the Sargasso Sea
10569	10614	GEF GOLD+: Advancing formalization and mercury-free gold in Honduras
10569	10615	GEF GOLD+: Advancing formalization and mercury-free gold in Suriname
10569	10616	GEF GOLD+ in Ghana: Advancing formalization and mercury-free gold in Ghana
10569	10835	GEF GOLD+: Advancing formalization and mercury-free gold in Ecuador

Program led by the Agency in GEF 6, GEF 7, and GEF 8:

GEF Project ID	Project Title
9072	Comm-IAP: Taking Deforestation Out of Commodity Supply Chains (IAP-PROGRAM)
9403	China's Protected Area System Reform (C-PAR)
9768	PRC-GEF Partnership Program for Sustainable Agricultural Development
10413	GEF-7 Africa Minigrids Program

Resources by Focal Area, Region, and Country Group across GEF trust funds

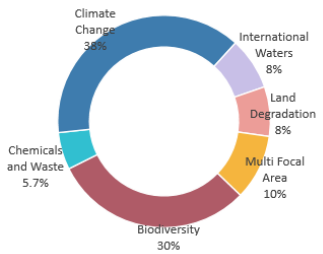

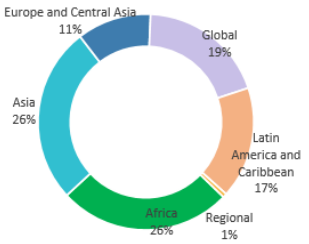

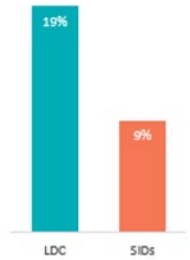

AGENCY PROFILE—UNDP

● Above 80% of the project portfolio ● From 60% to 80% of the project portfolio
● Below 60% of the project portfolio ● Data not available
NB: No data is included in cells where an agency did not contribute to indicators during the period under review

	GEF Average	UNDP				
	FY22	FY19 Reference	FY20 Reference	FY21 Reference	FY22 Average	FY22 Number of Projects
ENHANCE THE SPEED OF OPERATIONS						
Time from CEO endorsement (FSP) / CEO approval (MSP) to first disbursement below 18 months	85 ●	79 ●	40 ●	56 ●	88 ●	26
- MSPs only (%)	76 ●	57 ●		67 ●	78 ●	9
- FSPs only (%)	90 ●	87 ●	40 ●	50 ●	94 ●	17
Time from CEO endorsement to mid-term review submission below 4 years	50 ●	57 ●	66 ●	50 ●	67 ●	3
MSP age below 4 years (%)	61 ●	80 ●	80 ●	67 ●	79 ●	28
FSP age below 6 years (%)	81 ●	93 ●	93 ●	88 ●	93 ●	153
Completed projects with a timely Terminal Evaluation (%)	87 ●				95 ●	20
ENSURE STRONG PORTFOLIO MANAGEMENT						
Disbursement ratio of ongoing portfolio (%)	19	22	27	22	23	181
Projects rated in the satisfactory range for both Implementation Progress and Development Outcome (%)	80 ●	71 ●	68 ●	64 ●	57 ●	181
Projects rated in the satisfactorily range for Implementation Progress (%)	83 ●	73 ●	71 ●	68 ●	62 ●	181
Projects rated in the satisfactorily range for Development Outcome (%)	86 ●	80 ●	76 ●	71 ●	70 ●	181
Proactivity index (%)	77 ●				77 ●	23
Projects with disbursement in the past year (%)	89 ●	●	100 ●	99 ●	98 ●	181
Over 50% disbursed balance 3+ years into MSP implementation (%)	75 ●	89 ●	79 ●	79 ●	65 ●	23
Over 50% disbursed balance 5+ years FSP implementation (%)	91 ●	94 ●	88 ●	88 ●	96 ●	55
Projects with financial closure after Terminal Evaluation submission (%)	85 ●	90 ●	84 ●	85 ●	85 ●	1097
Projects financially closed on time in the last year (%)	64 ●	54 ●	70 ●	72 ●	62 ●	63
INCREASE CO-FINANCING ACROSS THE PORTFOLIO						
Projects with co-financing materialized higher than 35% at MTR (%)	51 ●	●	57 ●	57 ●	0 ●	3
Co-financing materialized higher than 80% at Terminal Evaluation (%)	50 ●	●	131 ●	560 ●	50 ●	20

AGENCY FACTSHEET

UNEP

Share of Agency use of GEF resources by GEF phase

	Pilot Phase	GEF - 1	GEF - 2	GEF - 3	GEF - 4	GEF - 5	GEF - 6	GEF - 7	GEF - 8	Total
total financing ($m)	19.0	38.6	188.1	299.7	322.4	449.7	466.9	677.0	30.5	2491.1
Agency share of overall approved financing (%)	2.7%	3.4%	10.3%	10.7%	12.3%	12.4%	14.2%	21.3%	38.5%	13.0%
# of MSPs	..	4	33	51	79	68	102	97	..	434
# of FSPs	1	5	21	39	189	140	97	155	14	661
# of EA	4	60	42	94	15	87	71	307	..	680
# of PFD	..	..	2	2	2	28	190	..	..	224
LDCF financing ($m)	..	..	..	0.2	15.2	97.5	52.0	42.1	..	207.1
SCCF financing ($m)	..	..	..	..	10.1	25.1	1.1	1.2	..	37.6

Parent and Child Projects in GEF 6, GEF 7, and GEF 8

Parent Project	Child Project	Child Project Name
9071	9525	Strengthening Institutions, Information Management and Monitoring to Reduce the Rate of Illegal Wildlife Trade in South Africa
9077	9142	Cities-IAP: Promoting Sustainable Cities in Brazil through Integrated Urban Planning and Innovative Technologies Investment
9083	9283	Development of a Market for Energy Efficient Lighting, Air Conditioners and Refrigerators in Costa Rica
9083	9337	Global Project to Leapfrog Markets to Energy Efficient Lighting, Appliances and Equipment
9083	9496	Leapfrogging Chilean's Markets to More Efficient Refrigerator and Freezers
9083	9498	Leapfrogging Tunisia's Lighting Market to High Efficiency Technologies
9083	9499	Leapfrogging Myanmar's Market to High Efficiency Lighting and Appliances
9264	9524	Supporting the implementation of integrated ecosystem management approach for landscape restoration and biodiversity conservation in Tanzania
9264	9526	Enhancing Integrated Natural Resource Management to Arrest and Reverse Current Trends in Biodiversity Loss and Land Degradation for Increased Ecosystem Services in the Tana Delta, Kenya
9295	9298	Promoting access to sustainable off-grid lightingin West Africa to achieve SE4ALL goals (Child project Nigeria)
9295	9299	Promoting access to sustainable off-grid lightingin West Africa to achieve SE4ALL goals (Child project Niger)
9602	9695	GEF GOLD Mongolia-Philippines: Contribution Towards the Elimination of Mercury in the ASGM sector From Miners to Refiners
9602	9697	Global Knowledge Management and Exchange of Child Project Results Through Networking and Outreach Activities for the GEF GOLD Program
9607	9684	Reducing Pollution from Harmful Chemicals and Wastes in Mediterranean Hot Spots and Measuring Progress to Impacts
9607	9685	Mediterranean Coastal Zones: Managing the Water-Food-Energy and Ecosystems NEXUS
9607	9686	Mediterranean Sea Basin Environment and Climate Regional Support Project
9607	9687	Mediterranean Coastal Zones Climate Resilience Water Security and Habitat Protection
9607	9717	Mediterranean Pollution Hot Spots Investment Project
9607	10158	Management Support and Expansion of Marine Protected Areas in Libya.
10114	10270	Global project to support countries with the shift to electric mobility
10114	10271	Transition Towards Low and No-Emission Electric Mobility in the Ukraine: Strengthening Electric Vehicle Charging Infrastructure and Incentives
10114	10272	Support the Shift to Electric Mobility in Togo
10114	10273	Supporting Sierra Leone with the Shift to Electric Mobility
10114	10274	Support the Shift to Electric Mobility in the Seychelles
10114	10275	Support the Shift to Electric Mobility in Madagascar
10114	10276	Electrifying Mobility in Cities: Investing in the Transformation to Electric Mobility in India
10114	10277	Accelerating the Adoption of Electric Mobility in Chile
10114	10278	Support the Shift to Electric Mobility in Burundi
10114	10280	Transition Towards Electric Mobility in Armenia
10114	10281	Antigua and Barbuda Sustainable Low-Emission Island Mobility Project
10114	10283	Support the Shift to Electric Mobility in Saint Lucia
10114	10284	Accelerating the transition to electric public transport in the Greater Metropolitan Area of Costa Rica
10114	10301	Integrated, Sustainable and Low Emissions Transport in the Maldives
10114	10302	Integrated, Sustainable and Low Emissions Transport in Côte d'Ivoire
10114	10629	Accelerating the introduction of low-emission and climate-resilient electric mobility in Grenada
10114	10630	Support the shift towards low-carbon electric mobility in Ecuador
10114	10651	Sustainable and Efficient Electric Mobility System in Sri Lanka
10185	10266	Communications, Coordination and Knowledge Management Project

10185	10267	ISLANDS - Pacific Child Project
10185	10279	ISLANDS - Caribbean Child Project
10185	10472	Additional Caribbean Regional Project
10185	10848	ISLANDS - Atlantic Regional Project
10200	10233	Sustainable Management of Conservation Areas and Improved Livelihoods to Combat Wildlife Trafficking in Madagascar
10200	10285	Conservation of wildcats and prey species through public-private partnerships and human-jaguar conflict management in Panama
10200	10612	Reducing Human Wildlife Conflict through an Evidence-based and Integrated Approach in Southern Africa
10201	10268	Inclusive Sustainable Rice Landscapes in Thailand
10201	10463	Promoting integrated landscape management approach for conservation of the Mount Elgon ecosystem in Eastern Uganda
10201	10464	Paraguay FOLUR
10208	10269	Transformational Change in Sustainable Forest Management in Transboundary Landscapes of the Congo Basin
10208	10298	Integrated Community - Based Conservation of Peatlands Ecosystems and Promotion of Ecotourism in Lac Télé Landscape of Republic of Congo – ICOBACPE /PELATEL
10208	10314	Community-based forested landscape management in the Grand Kivu and Lake Tele-Tumba
10391	10452	Sustainable Cities Impact Program Global Platform (SCIP-GP)
10391	10465	Promoting integrated metropolitan planning and innovative urban technology investments in Brazil
10391	10466	Integrated low-carbon and conservation investments in Argentinian cities
10391	10484	Livable Cities in India: Demonstrating Sustainable Urban Planning and Development through Integrated Approaches
10548	10697	Building and Enhancing Sectoral and Cross-sectoral capacity to support sustainable resource use and biodiversity conservation in marine areas beyond national jurisdiction
10569	10618	Global Opportunities for the Long-term Development of ASGM (GOLD+) in Uganda
10569	10619	Global Opportunities for the Long-term Development of ASGM (GOLD+) in the Republic of the Congo
10569	10844	Global Opportunities for Long-term Development of ASGM in Guinea

Program led by the Agency in GEF 6, GEF 7, and GEF 8:

GEF Project ID	Project Title
9083	Leapfrogging Markets to High Efficiency Products (Appliances, including Lighting, and Electrical Equipment) (PROGRAM)
9602	Global Opportunities for Long-term Development of ASGM Sector - GEF GOLD

9607	Mediterranean Sea Programme (MedProgramme): Enhancing Environmental Security
10114	Global Programme to Support Countries with the Shift to Electric Mobility.
10185	Implementing Sustainable Low and Non-Chemical Development in SIDS (ISLANDS)
10208	The Congo Basin Sustainable Landscapes Impact Program (CBSL IP)
10391	Sustainable Cities Impact Program
10872	Financing Agrochemical Reduction and Management (FARM)

Resources by Focal Area, Region, and Country Group across GEF trust funds

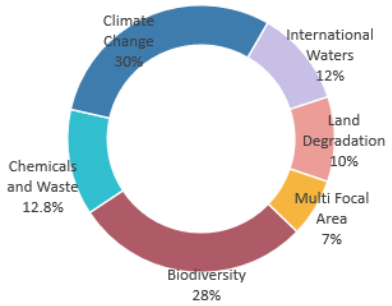

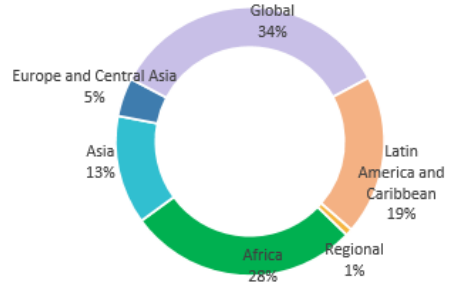

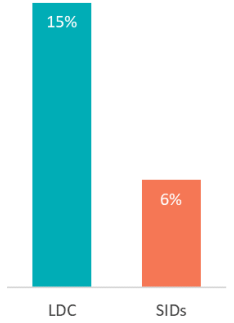

AGENCY PROFILE—UNEP

● Above 80% of the project portfolio ● From 60% to 80% of the project portfolio
● Below 60% of the project portfolio ● Data not available
NB: No data is included in cells where an agency did not contribute to indicators during the period under review

	GEF Average	UNEP				
	FY22	FY19 Reference	FY20 Reference	FY21 Reference	FY22 Average	FY22 Number of Projects
ENHANCE THE SPEED OF OPERATIONS						
Time from CEO endorsement (FSP) / CEO approval (MSP) to first disbursement below 18 months	85 ●	82 ●	83 ●	71 ●	96 ●	27
- MSPs only (%)	76 ●	76 ●	100 ●	0 ●	92 ●	13
- FSPs only (%)	90 ●	91 ●	71 ●	100 ●	100 ●	14
Time from CEO endorsement to mid-term review submission below 4 years	50 ●	61 ●	63 ●	13 ●	17 ●	6
MSP age below 4 years (%)	61 ●	67 ●	62 ●	61 ●	56 ●	57
FSP age below 6 years (%)	81 ●	74 ●	86 ●	85 ●	73 ●	78
Completed projects with a timely Terminal Evaluation (%)	87 ●					
ENSURE STRONG PORTFOLIO MANAGEMENT						
Disbursement ratio of ongoing portfolio (%)	19	21	33	19	16	141
Projects rated in the satisfactory range for both Implementation Progress and Development Outcome (%)	80 ●	88 ●	91 ●	88 ●	87 ●	152
Projects rated in the satisfactorily range for Implementation Progress (%)	83 ●	91 ●	95 ●	92 ●	89 ●	154
Projects rated in the satisfactorily range for Development Outcome (%)	86 ●	91 ●	94 ●	91 ●	89 ●	152
Proactivity index (%)	77 ●				72 ●	44
Projects with disbursement in the past year (%)	89 ●	●	82 ●	72 ●	77 ●	141
Over 50% disbursed balance 3+ years into MSP implementation (%)	75 ●	74 ●	80 ●	82 ●	80 ●	44
Over 50% disbursed balance 5+ years FSP implementation (%)	91 ●	66 ●	90 ●	91 ●	90 ●	41
Projects with financial closure after Terminal Evaluation submission (%)	85 ●	76 ●	72 ●	67 ●	75 ●	296
Projects financially closed on time in the last year (%)	64 ●	33 ●	67 ●	82 ●	44 ●	27
INCREASE CO-FINANCING ACROSS THE PORTFOLIO						
Projects with co-financing materialized higher than 35% at MTR (%)	51 ●	●	63 ●	33 ●	50 ●	6
Co-financing materialized higher than 80% at Terminal Evaluation (%)	50 ●	●	170 ●	132 ●		

AGENCY FACTSHEET

UNIDO

Share of Agency use of GEF resources by GEF phase

	Pilot Phase	GEF - 1	GEF - 2	GEF - 3	GEF - 4	GEF - 5	GEF - 6	GEF - 7	GEF - 8	Total
total financing ($m)		..	0.6	12.2	186.8	302.0	181.3	143.3	..	826.1
Agency share of overall approved financing (%)		..	0.0%	0.4%	7.1%	8.3%	5.5%	4.5%	..	4.3%
# of MSPs		..	..	..	19	46	22	26	..	113
# of FSPs		..	..	2	42	101	27	30	..	202
# of EA		..	22	18	3	57	26	11	..	137
# of PFD		..	..	..	..	..	..	11	..	..
LDCF financing ($m)		..	..	..	..	3.2	2.5	26.1	5.0	36.7
SCCF financing ($m)		..	..	..	..	3.7	..	2.2	..	6.0

Parent and Child Projects in GEF 6, GEF 7, and GEF 8

Parent Project	Child Project	Child Project Name
9077	9147	Sustainable-City Development in Malaysia
9077	9323	Cities-IAP: Sustainable Cities, Integrated Approach Pilot in India
9602	9718	GEF GOLD: Contribution Towards the Elimination of Mercury and Improvement of the Gold Value Chain in the Artisanal and Small-Scale Gold Mining Sector
10114	10605	Integrated adoption of electric mobility in Jordan
10114	10607	Scaling-up the adoption of electric mobility in Tunisia
10114	10609	Accelerating the adoption and scale-up of electric mobility for low-carbon city development in the Philippines
10114	10610	Electric mobility for sustainable tourism in Albania
10408	10453	Promoting the transition to a circular economy in Uruguay through cleantech innovations
10408	10454	Low-carbon economy of Ukraine for climate change prevention: Facilitating investment to scale-up innovative cleantech solutions for low-carbon economy and climate action
10408	10455	Innovative clean technology enterprise development – Institutionalisation and expansion of the Global Cleantech Innovation Programme for SMEs in Turkey
10408	10456	Accelerating cleantech innovation and entrepreneurship in SMEs to support the transition towards circular economy and create green jobs
10408	10457	Clean technology innovation programme for SMEs and start-ups in the Republic of Moldova
10408	10458	Global Cleantech Innovation Programme in Kazakhstan - Promoting cleantech innovation and entrepreneurship in SMEs for green jobs in Kazakhstan
10408	10459	Accelerating cleantech innovation and entrepreneurship in start-ups and SMEs in Indonesia
10408	10460	Global Cleantech Innovation Programme: Accelerating cleantech innovation and entrepreneurship in start-ups and SMEs in Cambodia
10408	10461	Global Cleantech Innovation Programme (GCIP) to support countries to accelerate the uptake and investment in cleantech innovations
10408	10825	Promoting clean energy technologies for sustainable start-ups and small medium enterprises development in Nigeria
10408	10826	Programme for cleantech innovation and green jobs - Phase 2
10569	10602	GEF GOLD+ Bolivia: Enhancing the formalization and mercury reduction in artisanal and small-scale gold mining in the Plurinational State of Bolivia
10569	10603	GEF GOLD+ in Nigeria: Enhancing the formalization and mercury-free gold in Nigeria
10569	10604	GEF GOLD+ in Madagascar: Enhancing the formalization and mercury reduction in artisanal and small-scale gold mining in Madagascar
10569	10846	GEF GOLD+ Mali: Enhancing the formalization and mercury reduction in the artisanal and small-scale gold mining in Mali
10569	10847	GEF GOLD+ Nicaragua: Enhancing the formalization and mercury reduction in the artisanal and small-scale gold mining in Nicaragua

Program led by the Agency in GEF 6, GEF 7, and GEF 8:

GEF Project ID	Project Title
10408	Global Cleantech Innovation Programme (GCIP) to accelerate the uptake and investments in innovative cleantech solutions

Resources by Focal Area, Region, and Country Group across GEF trust funds

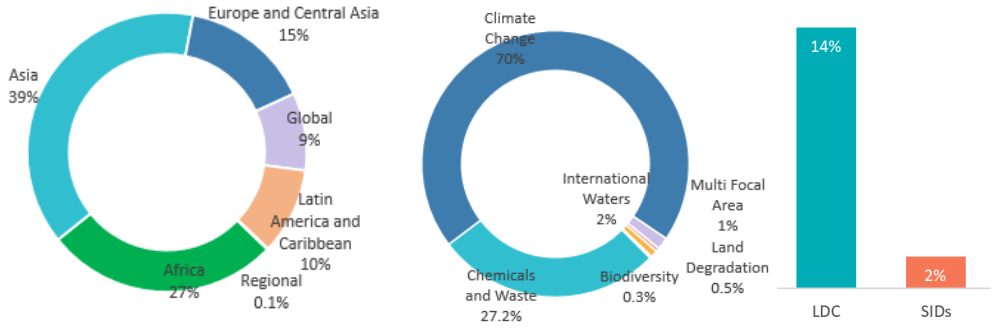

AGENCY PROFILE — UNIDO

- Above 80% of the project portfolio
- From 60% to 80% of the project portfolio
- Below 60% of the project portfolio
- Data not available

NB: No data is included in cells where an agency did not contribute to indicators during the period under review

	GEF Average	UNIDO				
	FY22	FY19 Reference	FY20 Reference	FY21 Reference	FY22 Average	FY22 Number of Projects
ENHANCE THE SPEED OF OPERATIONS						
Time from CEO endorsement (FSP) / CEO approval (MSP) to first disbursement below 18 months	85	88	50	100	100	2
- MSPs only (%)	76	80	100		100	2
- FSPs only (%)	90	93	0	100		
Time from CEO endorsement to mid-term review submission below 4 years	50	18	14	0	57	7
MSP age below 4 years (%)	61	62	47	59	43	21
FSP age below 6 years (%)	81	85	73	52	48	46
Completed projects with a timely Terminal Evaluation (%)	87					
ENSURE STRONG PORTFOLIO MANAGEMENT						
Disbursement ratio of ongoing portfolio (%)	19	14	26	29	26	69
Projects rated in the satisfactory range for both Implementation Progress and Development Outcome (%)	80	89	90	89	97	70
Projects rated in the satisfactorily range for Implementation Progress (%)	83	90	91	91	97	70
Projects rated in the satisfactorily range for Development Outcome (%)	86	93	96	93	100	71
Proactivity index (%)	77				80	22
Projects with disbursement in the past year (%)	89		100	96	96	69
Over 50% disbursed balance 3+ years into MSP implementation (%)	75	67	83	63	86	22
Over 50% disbursed balance 5+ years FSP implementation (%)	91	63	85	86	95	39
Projects with financial closure after Terminal Evaluation submission (%)	85	81	75	87	92	78
Projects financially closed on time in the last year (%)	64	88	86	59	69	16
INCREASE CO-FINANCING ACROSS THE PORTFOLIO						
Projects with co-financing materialized higher than 35% at MTR (%)	51		43	100	67	9
Co-financing materialized higher than 80% at Terminal Evaluation (%)	50		361			

AGENCY FACTSHEET

World Bank

Share of Agency use of GEF resources by GEF phase

	Pilot Phase	GEF - 1	GEF - 2	GEF - 3	GEF - 4	GEF - 5	GEF - 6	GEF - 7	GEF - 8	Total
total financing ($m)	422.8	725.3	1009.1	1387.3	708.7	709.1	537.8	510.5	6.1	6016.7
Agency share of overall approved financing (%)	60.7%	63.8%	55.1%	49.5%	27.0%	19.5%	16.3%	16.0%	7.7%	31.3%
# of MSPs	..	3	66	42	39	11	6	3	..	170
# of FSPs	49	62	103	162	148	154	108	85	3	874
# of EA	..	18	16	5	2	1	..	..	..	42
# of PFD	..	..	3	5	5	114	164	..	..	291
LDCF financing ($m)	..	..	..	0.4	14.5	56.7	13.6	21.0	..	106.2
SCCF financing ($m)	..	..	..	11.5	31.2	49.2	5.5	..	..	97.4

Parent and Child Projects in GEF 6, GEF 7, and GEF 8

Parent Project	Child Project	Child Project Name
4487	9160	Regional Partnership for African Fisheries Policy Reform (RAFIP)
9060	9125	The Coastal Fisheries Initiative Challenge Fund: Enabling Sustainable Private Sector Investment in Fisheries (CFI-CF)
9070	9340	Food-IAP: Sustainable Land and Water Management Project, Second Additional Financing
9071	9211	Coordinate Action and Learning to Combat Wildlife Crime
9071	9212	Wildlife and Human-Elephant Conflicts Management
9071	9213	Zambia Integrated Forest Land Project (ZIFLP)
9071	9529	Strengthening Partnerships to Protect Endangered Wildlife in Vietnam
9071	9700	Strengthening the Management of Wildlife and Improving Livelihoods in Northern Republic of Congo
9071	9842	Shire Valley Transformation Program - I
9072	9696	Enabling Transactions - Market Shift to Deforestation Free Beef, Palm Oil and Soy
9077	9123	Cities-IAP: Sustainable Cities Initiative
9077	9162	Sustainable Cities IAP - Global Platform for Sustainable Cities
9077	9223	GEF China Sustainable Cities Integrated Approach Pilot
9272	9339	AMAZON Coordination Technical Assistance

9272	9663	Colombia: Connectivity and Biodiversity Conservation in the Colombian Amazon
9272	9664	Amazon Sustainable Landscapes Project
9433	9692	Second South West Indian Ocean Fisheries Governance and Shared Growth Project (SWIOFish2)
9444	9850	Africa Environmental Health and Pollution Management Project – Tanzania
9444	9851	Africa Environmental Health and Pollution Management Project - Ghana
9444	9852	Africa Environmental Health and Pollution Management Project – Zambia
9444	9853	Africa Environmental Health and Pollution Management Project – Kenya
9444	9854	Africa Environmental Health and Pollution Management Project – Senegal
9444	9855	KNOWLEDGE EXCHANGE AND INSTITUTIONAL PARTNERSHIPS TO REDUCE ENVIRONMENTAL HEALTH RISKS FROM EXPOSURE TO HARMFUL CHEMICALS AND WASTE
9768	10006	Climate Smart Management of Grassland Ecosystems
10198	10300	Forest Conservation and Sustainability in the Heart of the Colombian Amazon (AF2)
10198	10737	Amazon Regional Technical Assistance
10198	10749	BRAZIL AMAZON SUSTAINABLE LANDSCAPES PROJECT – PHASE 2
10200	10315	Chad ALBIA – Local Development and Adaptation Project
10200	10341	Catalyzing Financing and Capacity for the Biodiversity Economy around Protected Areas
10200	10483	Additional Financing for the Cambodia Sustainable Landscape and Ecotourism Project
10200	10647	GEF-7 GWP Global Coordination Project
10201	10306	FOLUR Global Knowledge to Action Platform to Support Transformational Shifts In Food and Land Use Systems
10201	10348	Landscape Restoration and Ecosystem Management for Sustainable Food Systems
10201	10468	Sustainable Multiple Use Landscape Consortia - Vertentes Project
10201	10594	Burundi Landscape Restoration and Resilience Project
10201	10735	Connecting Watershed Health with Sustainable Livestock and Agroforestry Production
10206	10299	Kazakhstan Resilient Agroforestry and Rangeland Management Project
10206	10583	Conservation Areas for Biodiversity Conservation and Development II-Additional Financing
10208	10347	Scaling up ecological corridors and transboundary connectivity through integrated natural resources management in the Ngotto Forest landscape and Mbaéré-Bodingué National Park
10391	10494	Indonesia Sustainable Cities Impact Program
10391	10530	Rwanda Urban Development Project II
10391	10768	Resilient Urban Sierra Leone Project
10391	10822	GEF-7: Green and Carbon Neutral Cities

Program led by the Agency in GEF 6, GEF 7, and GEF 8:

GEF Project ID	Project Title
9071	Global Partnership on Wildlife Conservation and Crime Prevention for Sustainable Development (PROGRAM)
9077	Cities-IAP: Sustainable Cities Integrated Approach Pilot (IAP-PROGRAM)
9272	Amazon Sustainable Landscapes Program
9444	EHPMP - Environmental Health and Pollution Management Program in Africa
10198	Amazon Sustainable Landscapes Program - Phase II
10200	Global Wildlife Program
10201	Food Systems, Land Use and Restoration (FOLUR) Impact Program

Resources by Focal Area, Region, and Country Group across GEF trust funds

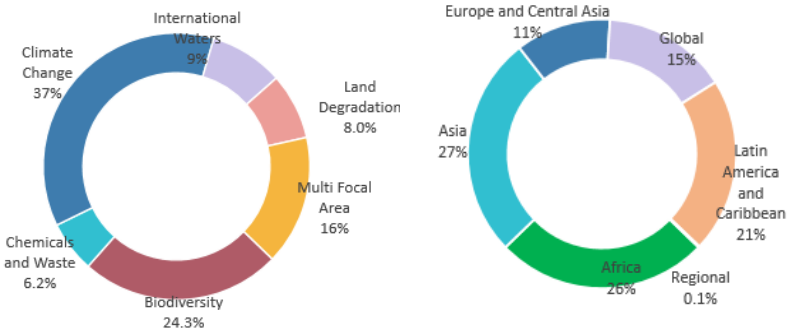

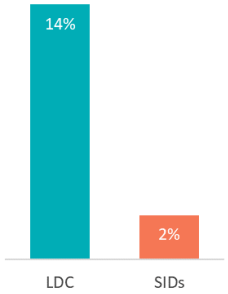

AGENCY PROFILE — WORLD BANK

- Above 80% of the project portfolio
- From 60% to 80% of the project portfolio
- Below 60% of the project portfolio
- Data not available

NB: No data is included in cells where an agency did not contribute to indicators during the period under review

	GEF Average	WORLD BANK				
	FY22	FY19 Reference	FY20 Reference	FY21 Reference	FY22 Average	FY22 Number of Projects
ENHANCE THE SPEED OF OPERATIONS						
Time from CEO endorsement (FSP) / CEO approval (MSP) to first disbursement below 18 months	85	67	0	83	87	23
- MSPs only (%)	76	50	0			
- FSPs only (%)	90	68	0	83	87	23
Time from CEO endorsement to mid-term review submission below 4 years	50	68	67	44		
MSP age below 4 years (%)	61	60	67	75	25	4
FSP age below 6 years (%)	81	90	78	77	82	60
Completed projects with a timely Terminal Evaluation (%)	87				50	4
ENSURE STRONG PORTFOLIO MANAGEMENT						
Disbursement ratio of ongoing portfolio (%)	19	23	22	19	10	54
Projects rated in the satisfactory range for both Implementation Progress and Development Outcome (%)	80	90	83	91	81	64
Projects rated in the satisfactorily range for Implementation Progress (%)	83	86	86	92	84	64
Projects rated in the satisfactorily range for Development Outcome (%)	86	90	92	96	88	69
Proactivity index (%)	77				63	6
Projects with disbursement in the past year (%)	89		96	80	74	54
Over 50% disbursed balance 3+ years into MSP implementation (%)	75	75	67	0	50	6
Over 50% disbursed balance 5+ years FSP implementation (%)	91	88	87	91	88	34
Projects with financial closure after Terminal Evaluation submission (%)	85	95	92	88	90	630
Projects financially closed on time in the last year (%)	64	100	100	98	92	25
INCREASE CO-FINANCING ACROSS THE PORTFOLIO						
Projects with co-financing materialized higher than 35% at MTR (%)	51		67	57		
Co-financing materialized higher than 80% at Terminal Evaluation (%)	50		78	90	0	4

AGENCY FACTSHEET

WWF

Share of Agency use of GEF resources by GEF phase

	Pilot Phase	GEF - 1	GEF - 2	GEF - 3	GEF - 4	GEF - 5	GEF - 6	GEF - 7	GEF - 8	Total
total financing ($m)		..	..	..	..	27.2	52.9	92.4	..	172.6
Agency share of overall approved financing (%)		..	..	..	..	0.7%	1.6%	2.9%	..	0.9%
# of MSPs		..	..	..	..	2	1	8	..	11
# of FSPs		..	..	..	..	2	13	16	..	31
# of EA		..	..	..	..	..	..	..	..	
# of PFD		..	..	..	..	..	2	..	..	2
LDCF financing ($m)		..	..	..	..	..	..	10.7	..	10.7
SCCF financing ($m)		..	..	..	..	..	..	1.2	..	1.2

Parent and Child Projects in GEF 6, GEF 7, and GEF 8

Parent Project	Child Project	Child Project Name
9060	9129	Eco-system Approach to Fisheries Management (EAFM) in Eastern Indonesia (Fisheries Management Area (FMA)- 715, 717 & 718)
9072	9182	Commodities-IAP: Generating Responsible Demand for Reduced-Deforestation Commodities
9272	9374	Securing the Future of Peru's Natural Protected Areas
9433	9546	Expanding and Consolidating Madagascar's Marine Protected Areas Network
10198	10259	Connectivity corridors in two priority landscapes of the Ecuadorian Amazon Region
10198	10288	Securing a Living Amazon through Landscape Connectivity in Southern Guyana.
10201	10262	Food Systems, Land Use and Restoration in Tanzania's Forest Landscapes
10208	10287	Integrated management of Cameroon's forest landscapes in the Congo Basin

Program led by the Agency in GEF 6, GEF 7, and GEF 8:

GEF Project ID	Project Title
9433	S3MR Sustainable Management of Madagascar's Marine Resources

Resources by Focal Area, Region, and Country Group across GEF trust funds

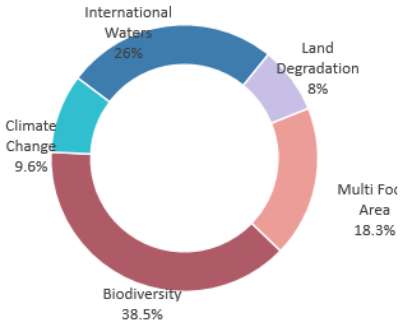

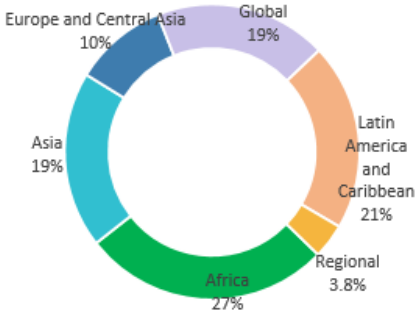

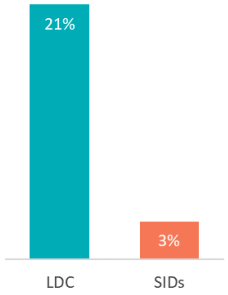

AGENCY PROFILE—WWF

● Above 80% of the project portfolio ● From 60% to 80% of the project portfolio
● Below 60% of the project portfolio ● Data not available
NB: No data is included in cells where an agency did not contribute to indicators during the period under review

	GEF Average	WWF				
	FY22	FY19 Reference	FY20 Reference	FY21 Reference	FY22 Average	FY22 Number of Projects
ENHANCE THE SPEED OF OPERATIONS						
Time from CEO endorsement (FSP) / CEO approval (MSP) to first disbursement below 18 months	85 ●	100 ●			100 ●	1
- MSPs only (%)	76 ●				100 ●	1
- FSPs only (%)	90 ●	100 ●				
Time from CEO endorsement to mid-term review submission below 4 years	50 ●		100 ●		0 ●	1
MSP age below 4 years (%)	61 ●		100 ●	100 ●	100 ●	2
FSP age below 6 years (%)	81 ●	100 ●	100 ●	100 ●	100 ●	5
Completed projects with a timely Terminal Evaluation (%)	87 ●					
ENSURE STRONG PORTFOLIO MANAGEMENT						
Disbursement ratio of ongoing portfolio (%)	19	12	32	12	19	7
Projects rated in the satisfactory range for both Implementation Progress and Development Outcome (%)	80 ●	100 ●	75 ●	100 ●	75 ●	8
Projects rated in the satisfactorily range for Implementation Progress (%)	83 ●	100 ●	80 ●	100 ●	75 ●	8
Projects rated in the satisfactorily range for Development Outcome (%)	86 ●	100 ●	100 ●	100 ●	88 ●	8
Proactivity index (%)	77 ●					1
Projects with disbursement in the past year (%)	89 ●	●	100 ●	100 ●	100 ●	7
Over 50% disbursed balance 3+ years into MSP implementation (%)	75 ●				0 ●	1
Over 50% disbursed balance 5+ years FSP implementation (%)	91 ●				100 ●	1
Projects with financial closure after Terminal Evaluation submission (%)	85 ●	95 ●	100 ●	100 ●	67 ●	3
Projects financially closed on time in the last year (%)	64 ●	100 ●				
INCREASE CO-FINANCING ACROSS THE PORTFOLIO						
Projects with co-financing materialized higher than 35% at MTR (%)	51 ●	●	100 ●		0 ●	1
Co-financing materialized higher than 80% at Terminal Evaluation (%)	50 ●	●	121 ●			

COUNTRY FACTSHEET

AFGHANISTAN

Up to date as of January 19, 2023

Country Focal Points

Operational Focal Point	Political Focal Point
Dr. Zainul Abedin Abid	..
Acting Director General	..
National Environmental Protection Agency of Afghanistan Islamic Emirate	..

GEF-8 Allocations and Commitments

Afghanistan has utilized 0 percent of its STAR resources and has **$11 million available for use** out of its $11 million allocation. This utilization rate is lower than the average of GEF countries standing at 1.1 percent.

Utilization of STAR resources

Each dot represents the share of allocated STAR resources utilized by country.

Utilization of resources in $m by focal area.

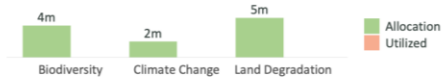

Additional GEF resources

The following presents commitments made under additional focal areas, set asides and GEF-managed trust funds. Financing amounts represent the full project financing.

Type ($m)	Resources
Chemicals and Waste	..
International Waters	..
Impact Program Incentive	..
Enabling Activity	..

Type ($m)	Approved	Allocation
Least Developed Countries Fund (LDCF)	..	20
Special Climate Change Fund (SCCF)	..	

GEF-7 Portfolio Progress

Afghanistan has disbursed 13.6 percent or $1.3 million out of its $9.3 million active GEF-7 commitments in national projects.

Distribution of GEF-7 projects by status

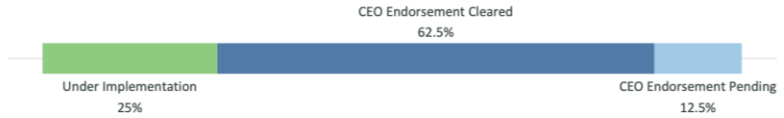

Portfolio of Ongoing Projects

Portfolio of projects across GEF-managed Trust Funds

	Number	GEF financing ($m)	Co-financing ratio (1:X)
GEF TRUST FUND			
National projects	5	19.8	4.8
Regional projects	9	157.9	0.8
GEF-MANAGED TRUST FUNDS			
LDCF projects	0	0.0	..
SCCF projects	0	0.0	..

Distribution by Focal Area

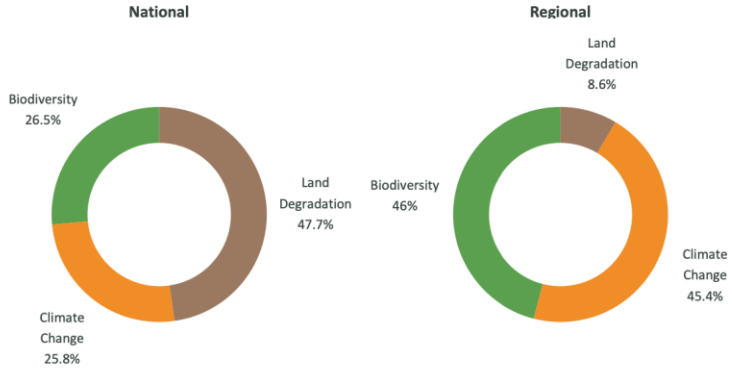

Distribution by Agency



Progress

	Key indicators		Projects rated Moderately Satisfactory or above	
	Disbursement rate (%)	Average age (year)	Implementation progress (%)	Development outcomes (%)
National projects	29	3	100	50
Regional projects	18	8	100	50

COUNTRY FACTSHEET

ALBANIA

Up to date as of January 19, 2023

Country Focal Points

Operational Focal Point	Political Focal Point
Mr. Sofjan Jaupaj	**Ms. Mirela Kumbaro Furxhi**
Director of Procurement and Parnerships	Minister
Ministry of Tourism and Environment	Ministry of Tourism and Environment

GEF-8 Allocations and Commitments

Albania has utilized 0 percent of its STAR resources and has **$8.2 million available for use** out of its $8.2 million allocation. This utilization rate is lower than the average of GEF countries standing at 1.1 percent.

Utilization of STAR resources

Each dot represents the share of allocated STAR resources utilized by country.

Utilization of resources in $m by focal area.

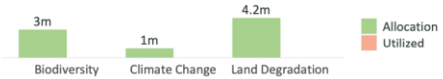

Additional GEF resources

The following presents commitments made under additional focal areas, set asides and GEF-managed trust funds. Financing amounts represent the full project financing.

Type ($m)	Resources
Chemicals and Waste	..
International Waters	..
Impact Program Incentive	..
Enabling Activity	..

Type ($m)	Approved	Allocation
Least Developed Countries Fund (LDCF)	..	..
Special Climate Change Fund (SCCF)	..	

GEF-7 Portfolio Progress

Albania has disbursed 0 percent or $0 million out of its $2.2 million active GEF-7 commitments in national projects.

Distribution of GEF-7 projects by status

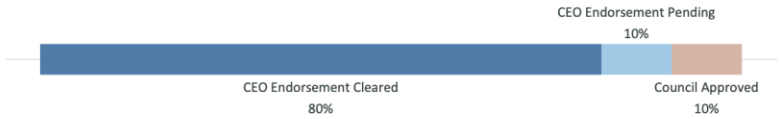

Portfolio of Ongoing Projects

Portfolio of projects across GEF-managed Trust Funds

	Number	GEF financing ($m)	Co-financing ratio (1:X)
GEF TRUST FUND			
National projects	6	4.3	6.4
Regional projects	20	234.8	6.7
GEF-MANAGED TRUST FUNDS			
LDCF projects	0	0.0	..
SCCF projects	2	2.9	5.7

Distribution by Focal Area

National

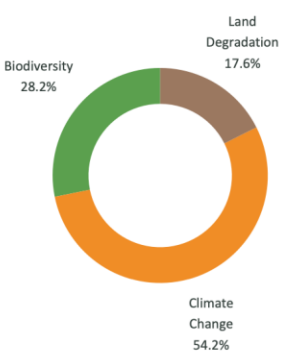

Regional

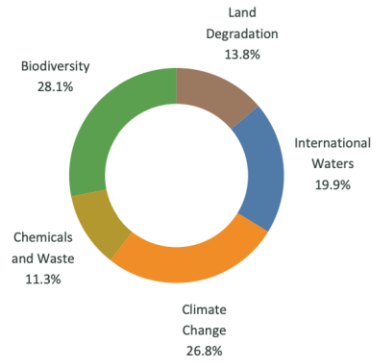

Distribution by Agency

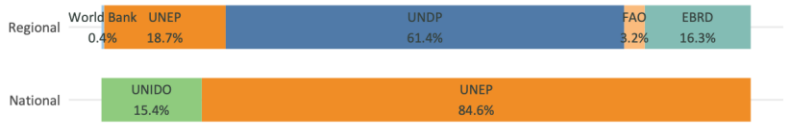

Progress

	Key indicators		Projects rated Moderately Satisfactory or above	
	Disbursement rate (%)	Average age (year)	Implementation progress (%)	Development outcomes (%)
National projects	17	4	100	100
Regional projects	1	4	83	67

COUNTRY FACTSHEET

ALGERIA

Up to date as of January 19, 2023

Country Focal Points

Operational Focal Point	Political Focal Point
Mr. Karim Baba	**Mr. Nacim Gaouaoui**
Director of Urban Environment Policy	Director General ad interim of Multilateral Relations
Ministry of Environment	Ministry of Foreign Affairs

GEF-8 Allocations and Commitments

Algeria has utilized 0 percent of its STAR resources and has **$12.2 million available for use** out of its $12.2 million allocation. This utilization rate is lower than the average of GEF countries standing at 1.1 percent.

Utilization of STAR resources

Each dot represents the share of allocated STAR resources utilized by country.

Utilization of resources in $m by focal area.

Additional GEF resources

The following presents commitments made under additional focal areas, set asides and GEF-managed trust funds. Financing amounts represent the full project financing.

Type ($m)	Resources
Chemicals and Waste	..
International Waters	..
Impact Program Incentive	..
Enabling Activity	1.7

Type ($m)	Approved	Allocation
Least Developed Countries Fund (LDCF)	..	..
Special Climate Change Fund (SCCF)	..	

GEF-7 Portfolio Progress

Algeria has disbursed 0 percent or $0 million out of its $3.3 million active GEF-7 commitments in national projects.

Distribution of GEF-7 projects by status

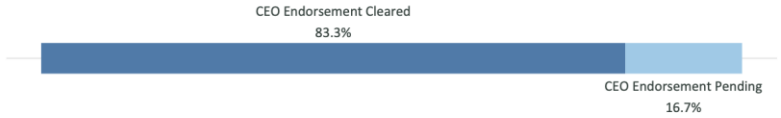

Portfolio of Ongoing Projects

Portfolio of projects across GEF-managed Trust Funds

	Number	GEF financing ($m)	Co-financing ratio (1:X)
GEF TRUST FUND			
National projects	4	9.5	6.5
Regional projects	12	57.9	33.5
GEF-MANAGED TRUST FUNDS			
LDCF projects	0	0.0	..
SCCF projects	1	1.0	4.9

Distribution by Focal Area

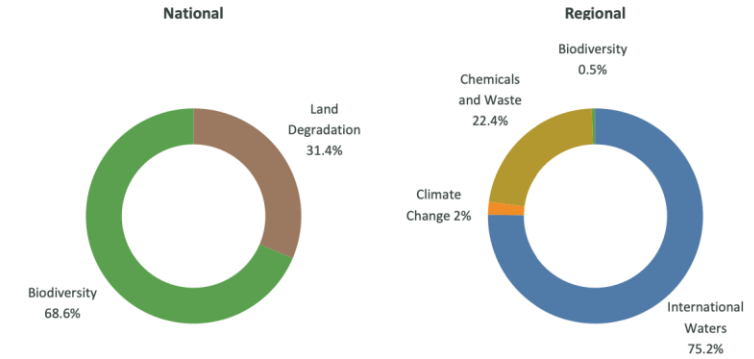

Distribution by Agency

Progress

	Key indicators		Projects rated Moderately Satisfactory or above	
	Disbursement rate (%)	Average age (year)	Implementation progress (%)	Development outcomes (%)
National projects	0	4	..	..
Regional projects	9	5	80	60

COUNTRY FACTSHEET

ANGOLA

Up to date as of January 19, 2023

Country Focal Points

Operational Focal Point	Political Focal Point
Mr. Julio Ingles Joao Ferreira	**Mr. Julio Ingles Joao Ferreira**
Advisor to the Minister	Minister Advisor
Ministry of Culture, Tourism and Environment	Ministry of Culture, Tourism and Environment

GEF-8 Allocations and Commitments

Angola has utilized 0 percent of its STAR resources and has **$18.5 million available for use** out of its $18.5 million allocation. This utilization rate is lower than the average of GEF countries standing at 1.1 percent.

Utilization of STAR resources

Each dot represents the share of allocated STAR resources utilized by country.

Utilization of resources in $m by focal area.

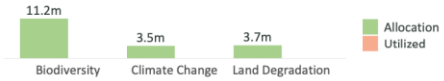

Additional GEF resources

The following presents commitments made under additional focal areas, set asides and GEF-managed trust funds. Financing amounts represent the full project financing.

Type ($m)	Resources
Chemicals and Waste	..
International Waters	..
Impact Program Incentive	..
Enabling Activity	..

Type ($m)	Approved	Allocation
Least Developed Countries Fund (LDCF)	..	20
Special Climate Change Fund (SCCF)	..	

GEF-7 Portfolio Progress

Angola has disbursed 2 percent or $0.4 million out of its $20.7 million active GEF-7 commitments in national projects.

Distribution of GEF-7 projects by status

Portfolio of Ongoing Projects

Portfolio of projects across GEF-managed Trust Funds

	Number	GEF financing ($m)	Co-financing ratio (1:X)
GEF TRUST FUND			
National projects	8	28.3	4.5
Regional projects	14	97.4	10.4
GEF-MANAGED TRUST FUNDS			
LDCF projects	5	25.7	3.5
SCCF projects	0	0.0	..

Distribution by Focal Area

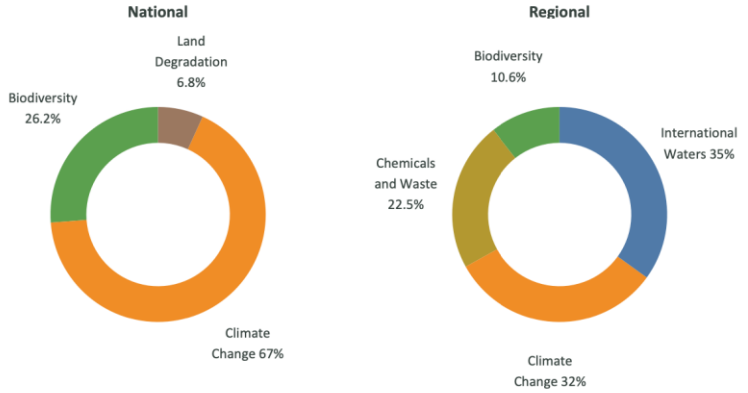

Distribution by Agency

Progress

	Key indicators		Projects rated Moderately Satisfactory or above	
	Disbursement rate (%)	Average age (year)	Implementation progress (%)	Development outcomes (%)
National projects	24	5	43	57
Regional projects	48	6	100	57

COUNTRY FACTSHEET

ANTIGUA AND BARBUDA

Up to date as of January 19, 2023

Country Focal Points

	Operational Focal Point	Political Focal Point
	Her Excellency Diann Black Layne	**Her Excellency Diann Black Layne**
	Ambassador and GEF NOFP	Ambassador and GEF NOFP
	Ministry of Foreign Affairs	Ministry of Foreign Affairs

GEF-8 Allocations and Commitments

Antigua and Barbuda has utilized 0 percent of its STAR resources and has **$10.4 million available for use** out of its $10.4 million allocation. This utilization rate is lower than the average of GEF countries standing at 1.1 percent.

Utilization of STAR resources

Each dot represents the share of allocated STAR resources utilized by country.

Utilization of resources in $m by focal area.

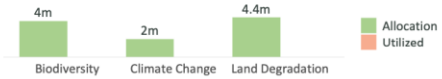

Additional GEF resources

The following presents commitments made under additional focal areas, set asides and GEF-managed trust funds. Financing amounts represent the full project financing.

Type ($m)	Resources
Chemicals and Waste	..
International Waters	..
Impact Program Incentive	..
Enabling Activity	..

Type ($m)	Approved	Allocation
Least Developed Countries Fund (LDCF)	..	..
Special Climate Change Fund (SCCF)	..	

GEF-7 Portfolio Progress

Antigua and Barbuda has disbursed 6.2 percent or $0.2 million out of its $3.2 million active GEF-7 commitments in national projects.

Distribution of GEF-7 projects by status

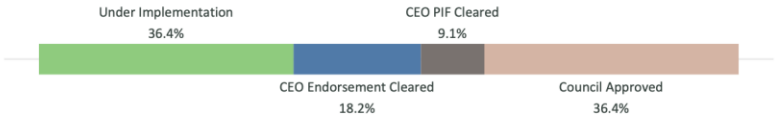

Portfolio of Ongoing Projects

Portfolio of projects across GEF-managed Trust Funds

	Number	GEF financing ($m)	Co-financing ratio (1:X)
GEF TRUST FUND			
National projects	6	8.8	2.6
Regional projects	20	139.3	3.0
GEF-MANAGED TRUST FUNDS			
LDCF projects	0	0.0	..
SCCF projects	1	5.0	2.6

Distribution by Focal Area

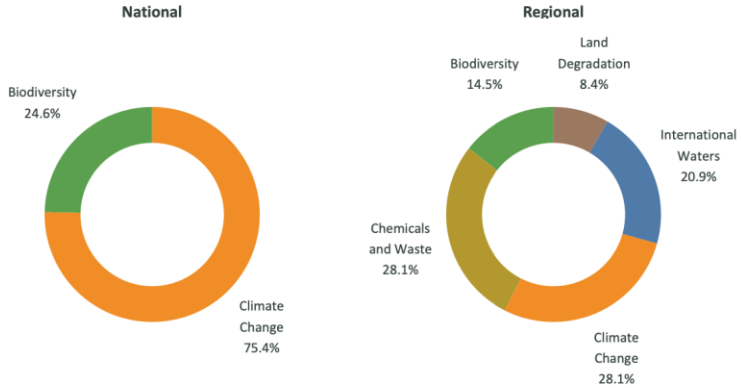

Distribution by Agency

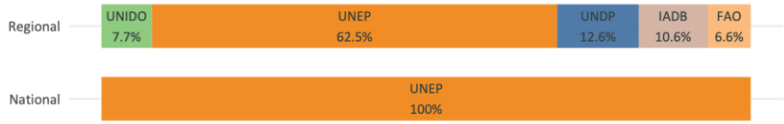

Progress

	Key indicators		Projects rated Moderately Satisfactory or above	
	Disbursement rate (%)	Average age (year)	Implementation progress (%)	Development outcomes (%)
National projects	70	5	100	100
Regional projects	40	5	100	75

COUNTRY FACTSHEET

ARGENTINA

Up to date as of January 19, 2023

Country Focal Points

Operational Focal Point	Political Focal Point
Mr. Martin Manuel Illescas	**Mrs. Corina Lehmann**
General Director of Projects with External Financing and International Cooperation	Minister, 1st Class
Ministry of Environment and Sustainable Development	Ministry of Foreign Affairs, International Trade and Worship

GEF-8 Allocations and Commitments

Argentina has utilized 0 percent of its STAR resources and has **$26.8 million available for use** out of its $26.8 million allocation. This utilization rate is lower than the average of GEF countries standing at 1.1 percent.

Utilization of STAR resources

Each dot represents the share of allocated STAR resources utilized by country.

Utilization of resources in $m by focal area.

Additional GEF resources

The following presents commitments made under additional focal areas, set asides and GEF-managed trust funds. Financing amounts represent the full project financing.

Type ($m)	Resources
Chemicals and Waste	..
International Waters	..
Impact Program Incentive	..
Enabling Activity	..

Type ($m)	Approved	Allocation
Least Developed Countries Fund (LDCF)	..	..
Special Climate Change Fund (SCCF)	..	

GEF-7 Portfolio Progress

Argentina has disbursed 3 percent or $1.1 million out of its $35.4 million active GEF-7 commitments in national projects.

Distribution of GEF-7 projects by status

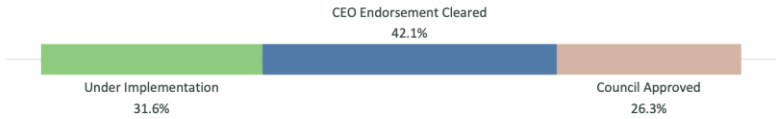

Portfolio of Ongoing Projects

Portfolio of projects across GEF-managed Trust Funds

	Number	GEF financing ($m)	Co-financing ratio (1:X)
GEF TRUST FUND			
National projects	14	79.5	5.9
Regional projects	12	186.9	1.9
GEF-MANAGED TRUST FUNDS			
LDCF projects	0	0.0	..
SCCF projects	0	0.0	..

Distribution by Focal Area

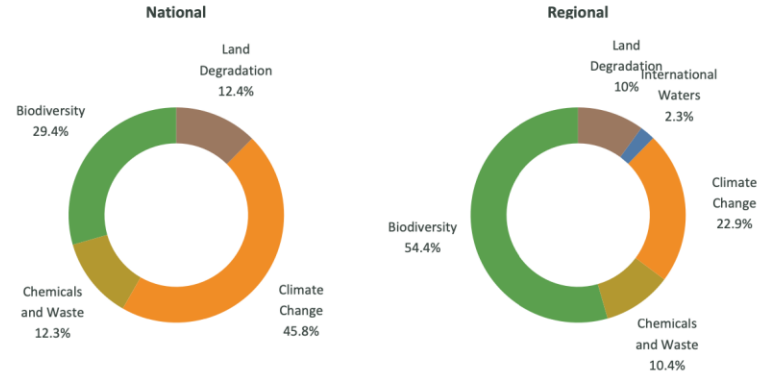

Distribution by Agency

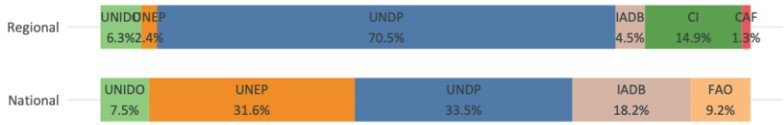

Progress

	Key indicators		Projects rated Moderately Satisfactory or above	
	Disbursement rate (%)	Average age (year)	Implementation progress (%)	Development outcomes (%)
National projects	19	5	83	71
Regional projects	20	5	67	50

COUNTRY FACTSHEET

ARMENIA

Up to date as of January 19, 2023

Country Focal Points

Operational Focal Point	Political Focal Point
H.E. Mr. Hakob Simidyan	**H.E. Mr. Hakob Simidyan**
Minister	Minister
Ministry of Environment	Ministry of Environment

GEF-8 Allocations and Commitments

Armenia has utilized 72.7 percent of its STAR resources and has **$2.3 million available for use** out of its $8.3 million allocation. This utilization rate is higher than the average of GEF countries standing at 1.1 percent.

Utilization of STAR resources

Each dot represents the share of allocated STAR resources utilized by country.

Utilization of resources in $m by focal area.

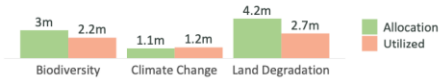

Additional GEF resources

The following presents commitments made under additional focal areas, set asides and GEF-managed trust funds. Financing amounts represent the full project financing.

Type ($m)	Resources
Chemicals and Waste	..
International Waters	..
Impact Program Incentive	..
Enabling Activity	1.7

Type ($m)	Approved	Allocation
Least Developed Countries Fund (LDCF)	..	..
Special Climate Change Fund (SCCF)	..	

GEF-7 Portfolio Progress

Armenia has disbursed 14.5 percent or $0.6 million out of its $4.1 million active GEF-7 commitments in national projects.

Distribution of GEF-7 projects by status

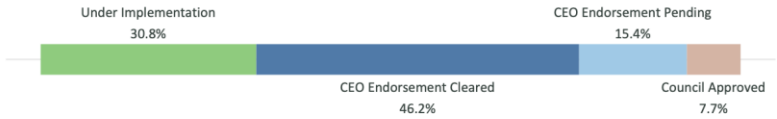

Portfolio of Ongoing Projects

Portfolio of projects across GEF-managed Trust Funds

	Number	GEF financing ($m)	Co-financing ratio (1:X)
GEF TRUST FUND			
National projects	9	9.5	5.5
Regional projects	12	185.1	2.1
GEF-MANAGED TRUST FUNDS			
LDCF projects	0	0.0	..
SCCF projects	0	0.0	..

Distribution by Focal Area

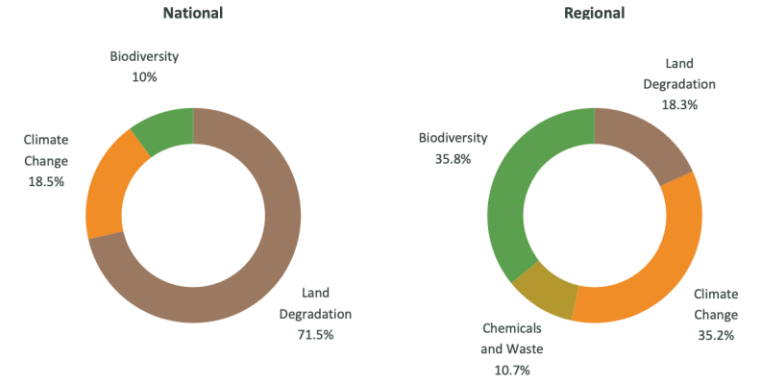

Distribution by Agency

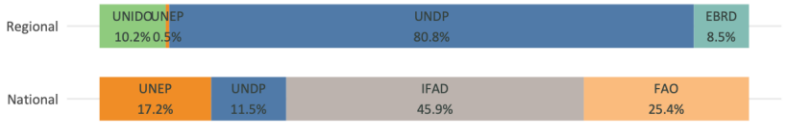

Progress

	Key indicators		Projects rated Moderately Satisfactory or above	
	Disbursement rate (%)	Average age (year)	Implementation progress (%)	Development outcomes (%)
National projects	32	4	100	100
Regional projects	11	6	100	67

COUNTRY FACTSHEET

AZERBAIJAN

Up to date as of January 19, 2023

Country Focal Points

Operational Focal Point	Political Focal Point
Mr. Emin Garabaghli	**Mr. Mukhtar Babayev**
Head of Division of International Cooperation	Minister
Ministry of Ecology and Natural Resources	Ministry of Ecology and Natural Resources

GEF-8 Allocations and Commitments

Azerbaijan has utilized 0 percent of its STAR resources and has **$9.2 million available for use** out of its $9.2 million allocation. This utilization rate is lower than the average of GEF countries standing at 1.1 percent.

Utilization of STAR resources

Each dot represents the share of allocated STAR resources utilized by country.

Utilization of resources in $m by focal area.

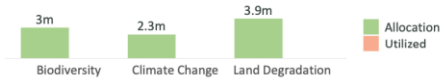

Additional GEF resources

The following presents commitments made under additional focal areas, set asides and GEF-managed trust funds. Financing amounts represent the full project financing.

Type ($m)	Resources
Chemicals and Waste	..
International Waters	..
Impact Program Incentive	..
Enabling Activity	..

Type ($m)	Approved	Allocation
Least Developed Countries Fund (LDCF)	..	..
Special Climate Change Fund (SCCF)	..	

GEF-7 Portfolio Progress

Azerbaijan has disbursed 0 percent or $0 million out of its $9.3 million active GEF-7 commitments in national projects.

Distribution of GEF-7 projects by status

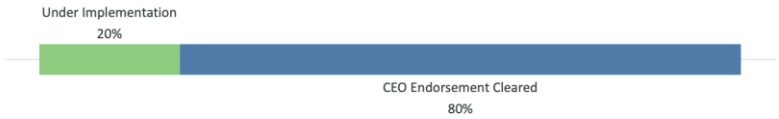

Portfolio of Ongoing Projects

Portfolio of projects across GEF-managed Trust Funds

	Number	GEF financing ($m)	Co-financing ratio (1:X)
GEF TRUST FUND			
National projects	4	13.4	5.7
Regional projects	7	39.7	5.0
GEF-MANAGED TRUST FUNDS			
LDCF projects	0	0.0	..
SCCF projects	0	0.0	..

Distribution by Focal Area

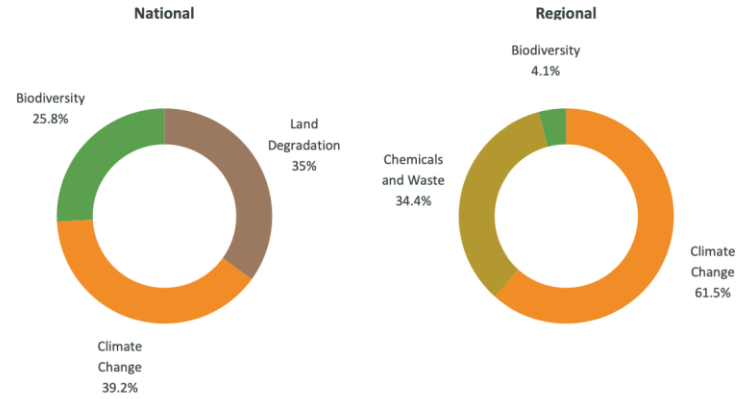

Distribution by Agency

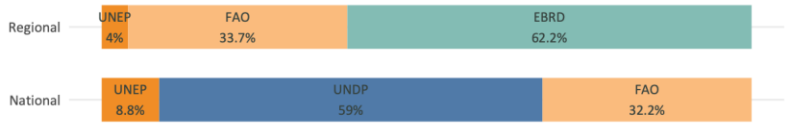

Progress

	Key indicators		Projects rated Moderately Satisfactory or above	
	Disbursement rate (%)	Average age (year)	Implementation progress (%)	Development outcomes (%)
National projects	29	2	100	100
Regional projects	11	6	100	100

COUNTRY FACTSHEET

BAHAMAS

Up to date as of January 19, 2023

Country Focal Points

Operational Focal Point	Political Focal Point
Dr. Rhianna Neely-Murphy	**Mr. David L. Cates**
Director	Permanent Secretary
Department of Environmental Planning and Protection	Ministry of the Environment and Housing

GEF-8 Allocations and Commitments

Bahamas has utilized 0 percent of its STAR resources and has **$9.6 million available for use** out of its $9.6 million allocation. This utilization rate is lower than the average of GEF countries standing at 1.1 percent.

Utilization of STAR resources

Each dot represents the share of allocated STAR resources utilized by country.

Utilization of resources in $m by focal area.

Additional GEF resources

The following presents commitments made under additional focal areas, set asides and GEF-managed trust funds. Financing amounts represent the full project financing.

Type ($m)	Resources
Chemicals and Waste	..
International Waters	..
Impact Program Incentive	..
Enabling Activity	..

Type ($m)	Approved	Allocation
Least Developed Countries Fund (LDCF)	..	..
Special Climate Change Fund (SCCF)	..	

GEF-7 Portfolio Progress

Bahamas has disbursed 1.7 percent or $0.1 million out of its $7.2 million active GEF-7 commitments in national projects.

Distribution of GEF-7 projects by status

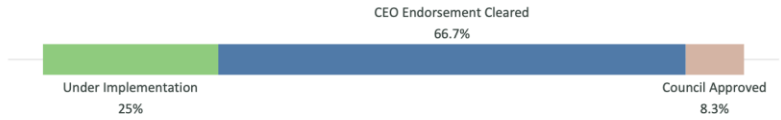

Portfolio of Ongoing Projects

Portfolio of projects across GEF-managed Trust Funds

	Number	GEF financing ($m)	Co-financing ratio (1:X)
GEF TRUST FUND			
National projects	7	19.1	2.0
Regional projects	13	168.4	2.1
GEF-MANAGED TRUST FUNDS			
LDCF projects	0	0.0	..
SCCF projects	0	0.0	..

Distribution by Focal Area

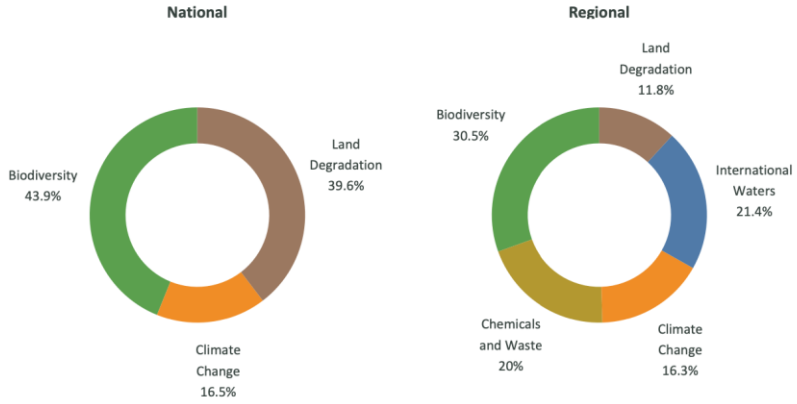

Distribution by Agency

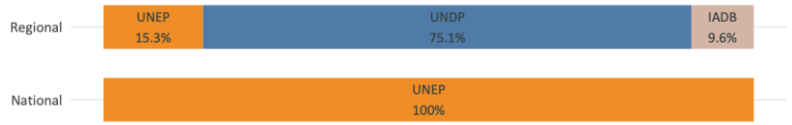

Progress

	Key indicators		Projects rated Moderately Satisfactory or above	
	Disbursement rate (%)	Average age (year)	Implementation progress (%)	Development outcomes (%)
National projects	22	4	100	100
Regional projects	0	1	..	..

COUNTRY FACTSHEET

BAHRAIN

Up to date as of January 19, 2023

Country Focal Points

Operational Focal Point	Political Focal Point
Dr. Mohamed Bin Daina	**Mr. Talal Alabsi**
Chief Executive	First Secretary
Supreme Council for Environment	Embassy of the Kingdom of Bahrain

GEF-8 Allocations and Commitments

Bahrain has utilized .. percent of its STAR resources and has **$.. million available for use** out of its $.. million allocation. This utilization rate is .. than the average of GEF countries standing at 1.1 percent.

Utilization of STAR resources

Each dot represents the share of allocated STAR resources utilized by country.

Utilization of resources in $m by focal area.

Additional GEF resources

The following presents commitments made under additional focal areas, set asides and GEF-managed trust funds. Financing amounts represent the full project financing.

Type ($m)	Resources
Chemicals and Waste	..
International Waters	..
Impact Program Incentive	..
Enabling Activity	1.7

Type ($m)	Approved	Allocation
Least Developed Countries Fund (LDCF)	..	..
Special Climate Change Fund (SCCF)	..	

GEF-7 Portfolio Progress

Bahrain has disbursed NaN percent or $0 million out of its $0 million active GEF-7 commitments in national projects.

Distribution of GEF-7 projects by status

Portfolio of Ongoing Projects

Portfolio of projects across GEF-managed Trust Funds

	Number	GEF financing ($m)	Co-financing ratio (1:X)
GEF TRUST FUND			
National projects	2	0.4	0.5
Regional projects	4	23.9	0.1
GEF-MANAGED TRUST FUNDS			
LDCF projects	0	0.0	..
SCCF projects	0	0.0	..

Distribution by Focal Area

Distribution by Agency

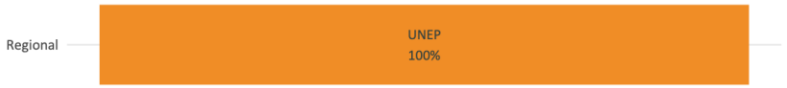

Progress

	Key indicators		Projects rated Moderately Satisfactory or above	
	Disbursement rate (%)	Average age (year)	Implementation progress (%)	Development outcomes (%)
National projects	..	..	..	..
Regional projects	62	9	..	0

COUNTRY FACTSHEET

BANGLADESH

Up to date as of December 02, 2022

Country Focal Points

Operational Focal Point	Political Focal Point
Dr. Farhina Ahmed	**Ms. Sharifa Khan**
Secretary	Secretary
Ministry of Environment, Forest and Climate Change	Economic Relations Division (ERD), Ministry of Finance

GEF-8 Allocations and Commitments

Bangladesh has utilized 0 percent of its STAR resources and has **$10.6 million available for use** out of its $10.6 million allocation. This utilization rate is lower than the average of GEF countries standing at 0.8 percent.

Utilization of STAR resources

Each dot represents the share of allocated STAR resources utilized by country.

Utilization of resources in $m by focal area.

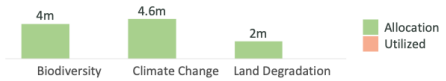

Additional GEF resources

The following presents commitments made under additional focal areas, set asides and GEF-managed trust funds. Financing amounts represent the full project financing.

Type ($m)	Resources
Chemicals and Waste	..
International Waters	..
Impact Program Incentive	..
Enabling Activity	..

Type ($m)	Approved	Allocation
Least Developed Countries Fund (LDCF)	..	20
Special Climate Change Fund (SCCF)	..	

GEF-7 Portfolio Progress

Bangladesh has disbursed 0 percent or $0 million out of its $14.8 million active GEF-7 commitments in national projects.

Distribution of GEF-7 projects by status

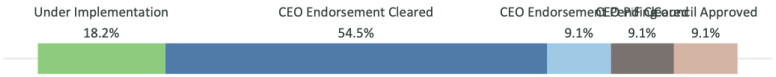

Portfolio of Ongoing Projects

Portfolio of projects across GEF-managed Trust Funds

	Number	GEF financing ($m)	Co-financing ratio (1:X)
GEF TRUST FUND			
National projects	11	30.1	14.3
Regional projects	6	25.6	4.1
GEF-MANAGED TRUST FUNDS			
LDCF projects	5	34.3	4.7
SCCF projects	0	0.0	..

Distribution by Focal Area

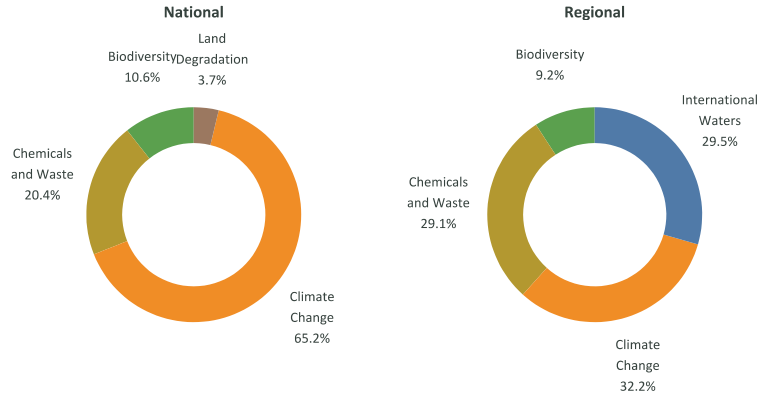

Distribution by Agency

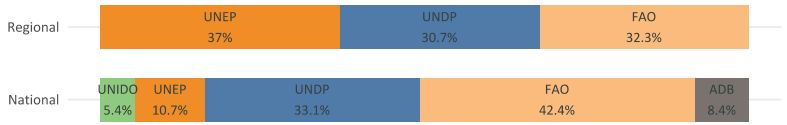

Progress

	Key indicators		Projects rated Moderately Satisfactory or above	
	Disbursement rate (%)	Average age (year)	Implementation progress (%)	Development outcomes (%)
National projects	19	4	100	100
Regional projects	13	5	100	100

COUNTRY FACTSHEET

BARBADOS

Up to date as of January 19, 2023

Country Focal Points

Operational Focal Point	Political Focal Point
Mr. Charley Browne	**Ms. N. Simone Rudder**
Permanent Secretary	Permanent Secretary
Ministry of Environment and National Beautification	Ministry of Foreign Affairs and Foreign Trade

GEF-8 Allocations and Commitments

Barbados has utilized 0 percent of its STAR resources and has **$9.2 million available for use** out of its $9.2 million allocation. This utilization rate is lower than the average of GEF countries standing at 1.1 percent.

Utilization of STAR resources

Each dot represents the share of allocated STAR resources utilized by country.

Utilization of resources in $m by focal area.

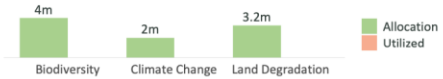

Additional GEF resources

The following presents commitments made under additional focal areas, set asides and GEF-managed trust funds. Financing amounts represent the full project financing.

Type ($m)	Resources
Chemicals and Waste	..
International Waters	..
Impact Program Incentive	..
Enabling Activity	..

Type ($m)	Approved	Allocation
Least Developed Countries Fund (LDCF)	..	..
Special Climate Change Fund (SCCF)	..	

GEF-7 Portfolio Progress

Barbados has disbursed 0 percent or $0 million out of its $1.2 million active GEF-7 commitments in national projects.

Distribution of GEF-7 projects by status

Portfolio of Ongoing Projects

Portfolio of projects across GEF-managed Trust Funds

	Number	GEF financing ($m)	Co-financing ratio (1:X)
GEF TRUST FUND			
National projects	4	3.4	3.9
Regional projects	14	165.4	3.1
GEF-MANAGED TRUST FUNDS			
LDCF projects	0	0.0	..
SCCF projects	0	0.0	..

Distribution by Focal Area

National

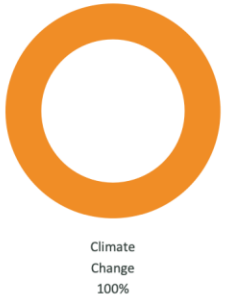

Regional

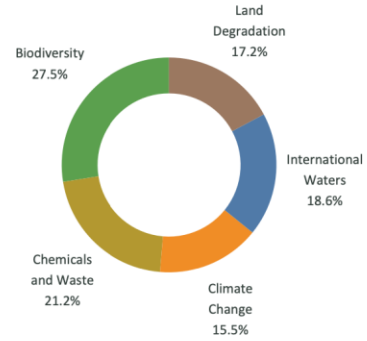

Distribution by Agency

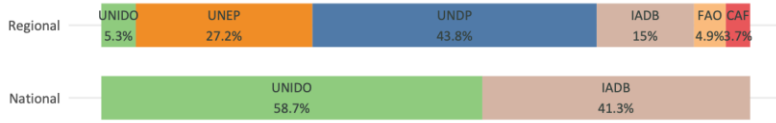

Progress

	Key indicators		Projects rated Moderately Satisfactory or above	
	Disbursement rate (%)	Average age (year)	Implementation progress (%)	Development outcomes (%)
National projects	44	3	100	100
Regional projects	20	5	100	100

COUNTRY FACTSHEET

BELARUS

Up to date as of January 19, 2023

Country Focal Points

	Operational Focal Point	Political Focal Point
	Ms. Larissa Lukina	**Mr. Aliaksndr Haroshka**
	Deputy Head of the General Directorate for Environmental Policy, International Cooperation and Science	Deputy Minister
	Ministry of Natural Resources and Environmental Protection, Head of the International Cooperation Department	Ministry of Natural Resources and Environmental Protection of the Republic of Belarus

GEF-8 Allocations and Commitments

Belarus has utilized 0 percent of its STAR resources and has **$7 million available for use** out of its $7 million allocation. This utilization rate is lower than the average of GEF countries standing at 1.1 percent.

Utilization of STAR resources

Each dot represents the share of allocated STAR resources utilized by country.

Utilization of resources in $m by focal area.

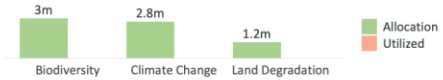

Additional GEF resources

The following presents commitments made under additional focal areas, set asides and GEF-managed trust funds. Financing amounts represent the full project financing.

Type ($m)	Resources
Chemicals and Waste	..
International Waters	..
Impact Program Incentive	..
Enabling Activity	..

Type ($m)	Approved	Allocation
Least Developed Countries Fund (LDCF)	..	..
Special Climate Change Fund (SCCF)	..	

GEF-7 Portfolio Progress

Belarus has disbursed 100 percent or $3.7 million out of its $3.7 million active GEF-7 commitments in national projects.

Distribution of GEF-7 projects by status

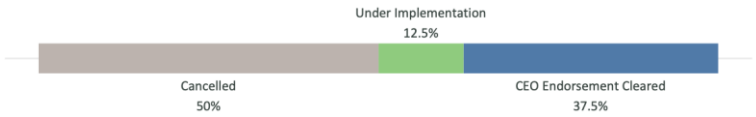

Portfolio of Ongoing Projects

Portfolio of projects across GEF-managed Trust Funds

	Number	GEF financing ($m)	Co-financing ratio (1:X)
GEF TRUST FUND			
National projects	7	18.5	14.8
Regional projects	7	171.8	2.2
GEF-MANAGED TRUST FUNDS			
LDCF projects	0	0.0	..
SCCF projects	0	0.0	..

Distribution by Focal Area

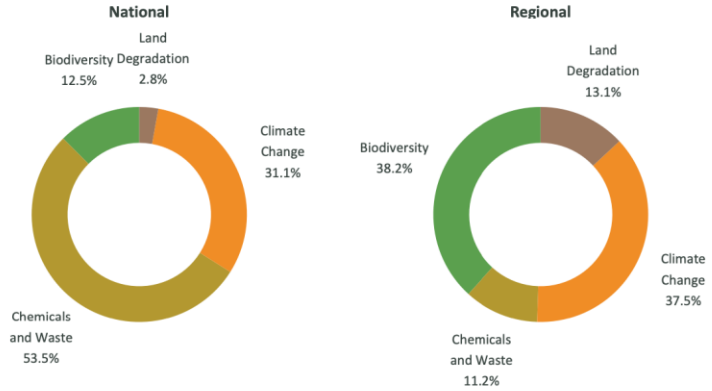

Distribution by Agency



Progress

	Key indicators		Projects rated Moderately Satisfactory or above	
	Disbursement rate (%)	Average age (year)	Implementation progress (%)	Development outcomes (%)
National projects	53	5	100	75
Regional projects	18	8	100	50

COUNTRY FACTSHEET

BELIZE

Up to date as of January 19, 2023

Country Focal Points

Operational Focal Point	Political Focal Point
Dr. Kenrick Williams	**Ms. Sharman Hyde**
Chief Executive Officer	Chief Executive Officer
Ministry of Sustainable Development, Climate Change and Disaster Risk Management	Ministry of Economic Development, Petroleum, Investment, Trade and Commerce

GEF-8 Allocations and Commitments

Belize has utilized 0 percent of its STAR resources and has **$8 million available for use** out of its $8 million allocation. This utilization rate is lower than the average of GEF countries standing at 1.1 percent.

Utilization of STAR resources

Each dot represents the share of allocated STAR resources utilized by country.

Utilization of resources in $m by focal area.

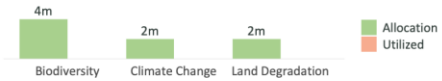

Additional GEF resources

The following presents commitments made under additional focal areas, set asides and GEF-managed trust funds. Financing amounts represent the full project financing.

Type ($m)	Resources
Chemicals and Waste	..
International Waters	..
Impact Program Incentive	..
Enabling Activity	..

Type ($m)	Approved	Allocation
Least Developed Countries Fund (LDCF)	..	..
Special Climate Change Fund (SCCF)	..	

GEF-7 Portfolio Progress

Belize has disbursed 0 percent or $0 million out of its $2.7 million active GEF-7 commitments in national projects.

Distribution of GEF-7 projects by status

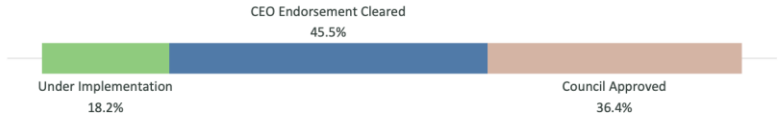

Portfolio of Ongoing Projects

Portfolio of projects across GEF-managed Trust Funds

	Number	GEF financing ($m)	Co-financing ratio (1:X)
GEF TRUST FUND			
National projects	4	7.9	4.1
Regional projects	11	125.2	4.5
GEF-MANAGED TRUST FUNDS			
LDCF projects	0	0.0	..
SCCF projects	1	8.0	0.5

Distribution by Focal Area

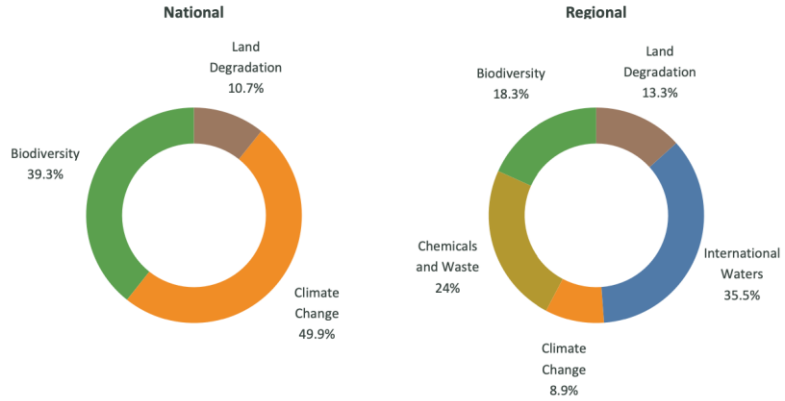

Distribution by Agency

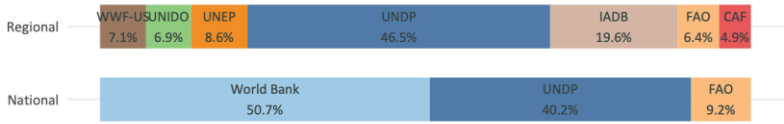

Progress

	Key indicators		Projects rated Moderately Satisfactory or above	
	Disbursement rate (%)	Average age (year)	Implementation progress (%)	Development outcomes (%)
National projects	22	2	0	0
Regional projects	15	2	100	100

COUNTRY FACTSHEET

BENIN

Up to date as of January 19, 2023

Country Focal Points

	Operational Focal Point	Political Focal Point
	..	..
	..	..
	..	..

GEF-8 Allocations and Commitments

Benin has utilized 0 percent of its STAR resources and has **$12.6 million available for use** out of its $12.6 million allocation. This utilization rate is lower than the average of GEF countries standing at 1.1 percent.

Utilization of STAR resources

Each dot represents the share of allocated STAR resources utilized by country.

Utilization of resources in $m by focal area.

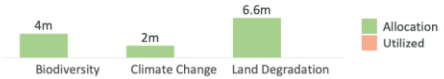

Additional GEF resources

The following presents commitments made under additional focal areas, set asides and GEF-managed trust funds. Financing amounts represent the full project financing.

Type ($m)	Resources
Chemicals and Waste	..
International Waters	..
Impact Program Incentive	..
Enabling Activity	..

Type ($m)	Approved	Allocation
Least Developed Countries Fund (LDCF)	..	20
Special Climate Change Fund (SCCF)	..	

GEF-7 Portfolio Progress

Benin has disbursed 0 percent or $0 million out of its $17.5 million active GEF-7 commitments in national projects.

Distribution of GEF-7 projects by status

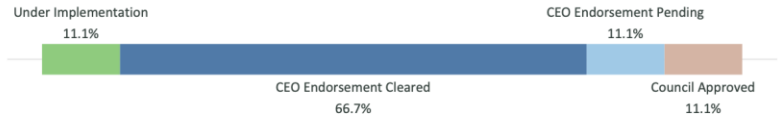

Portfolio of Ongoing Projects

Portfolio of projects across GEF-managed Trust Funds

	Number	GEF financing ($m)	Co-financing ratio (1:X)
GEF TRUST FUND			
National projects	4	9.0	3.9
Regional projects	13	100.8	15.2
GEF-MANAGED TRUST FUNDS			
LDCF projects	3	19.6	6.6
SCCF projects	0	0.0	..

Distribution by Focal Area

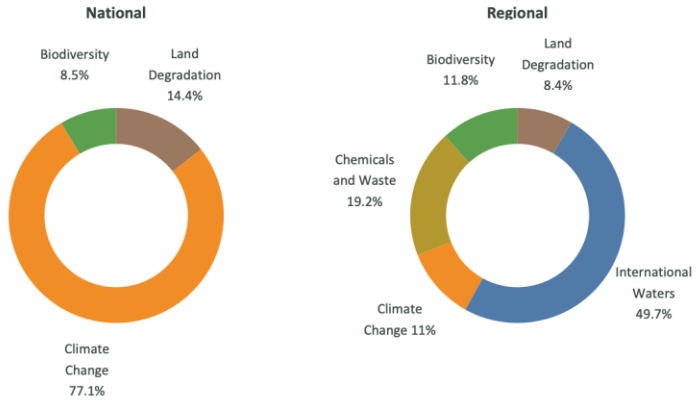

Distribution by Agency

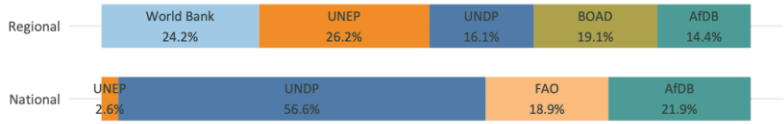

Progress

	Key indicators		Projects rated Moderately Satisfactory or above	
	Disbursement rate (%)	Average age (year)	Implementation progress (%)	Development outcomes (%)
National projects	38	4	100	100
Regional projects	25	6	75	60

COUNTRY FACTSHEET

BHUTAN

Up to date as of December 02, 2022

Country Focal Points

Operational Focal Point	Political Focal Point
Mr. Wangchuk Namgay	**Mr. Ugyen Dorji**
Officiating Secretary/ Chief Program Coordinator	Officiating Director
Gross National Happiness Commission Secretariat	Department of Multilateral Affairs, Ministry of Foreign Affairs

GEF-8 Allocations and Commitments

Bhutan has utilized 0 percent of its STAR resources and has **$8 million available for use** out of its $8 million allocation. This utilization rate is lower than the average of GEF countries standing at 0.8 percent.

Utilization of STAR resources

Each dot represents the share of allocated STAR resources utilized by country.

Utilization of resources in $m by focal area.

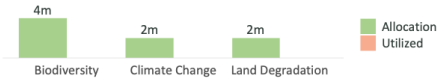

Additional GEF resources

The following presents commitments made under additional focal areas, set asides and GEF-managed trust funds. Financing amounts represent the full project financing.

Type ($m)	Resources
Chemicals and Waste	..
International Waters	..
Impact Program Incentive	..
Enabling Activity	..

Type ($m)	Approved	Allocation
Least Developed Countries Fund (LDCF)	..	20
Special Climate Change Fund (SCCF)	..	

GEF-7 Portfolio Progress

Bhutan has disbursed 0 percent or $0 million out of its $6.6 million active GEF-7 commitments in national projects.

Distribution of GEF-7 projects by status

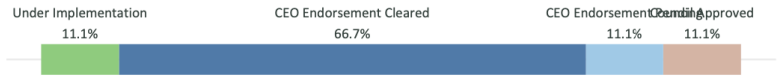

Portfolio of Ongoing Projects

Portfolio of projects across GEF-managed Trust Funds

	Number	GEF financing ($m)	Co-financing ratio (1:X)
GEF TRUST FUND			
National projects	4	9.4	2.3
Regional projects	10	168.8	0.9
GEF-MANAGED TRUST FUNDS			
LDCF projects	1	6.0	14.7
SCCF projects	0	0.0	..

Distribution by Focal Area

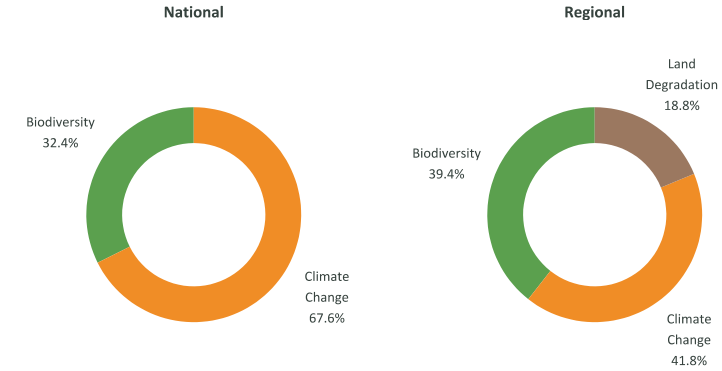

Distribution by Agency



Progress

	Key indicators		Projects rated Moderately Satisfactory or above	
	Disbursement rate (%)	Average age (year)	Implementation progress (%)	Development outcomes (%)
National projects	62	3	100	100
Regional projects	24	7	100	40

COUNTRY FACTSHEET

BOLIVIA

Up to date as of January 19, 2023

Country Focal Points

Operational Focal Point	Political Focal Point
Mr. Carlos David Guachalla Terrazas	**Mr. Carlos David Guachalla Terrazas**
Viceministro de Planificación y Coordinación	Viceministro de Planificación y Coordinación
Ministerio de Planificación del Desarrollo	Ministerio de Planificación del Desarrollo

GEF-8 Allocations and Commitments

Bolivia has utilized 0 percent of its STAR resources and has **$20.6 million available for use** out of its $20.6 million allocation. This utilization rate is lower than the average of GEF countries standing at 1.1 percent.

Utilization of STAR resources

Each dot represents the share of allocated STAR resources utilized by country.

Utilization of resources in $m by focal area.

Additional GEF resources

The following presents commitments made under additional focal areas, set asides and GEF-managed trust funds. Financing amounts represent the full project financing.

Type ($m)	Resources
Chemicals and Waste	0.5
International Waters	..
Impact Program Incentive	..
Enabling Activity	..

Type ($m)	Approved	Allocation
Least Developed Countries Fund (LDCF)	..	..
Special Climate Change Fund (SCCF)	..	

GEF-7 Portfolio Progress

Bolivia has disbursed 0.8 percent or $0.2 million out of its $24.2 million active GEF-7 commitments in national projects.

Distribution of GEF-7 projects by status

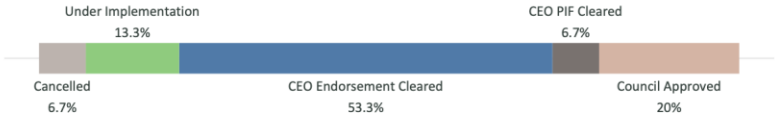

Portfolio of Ongoing Projects

Portfolio of projects across GEF-managed Trust Funds

	Number	GEF financing ($m)	Co-financing ratio (1:X)
GEF TRUST FUND			
National projects	10	38.0	4.5
Regional projects	11	104.8	4.6
GEF-MANAGED TRUST FUNDS			
LDCF projects	0	0.0	..
SCCF projects	0	0.0	..

Distribution by Focal Area

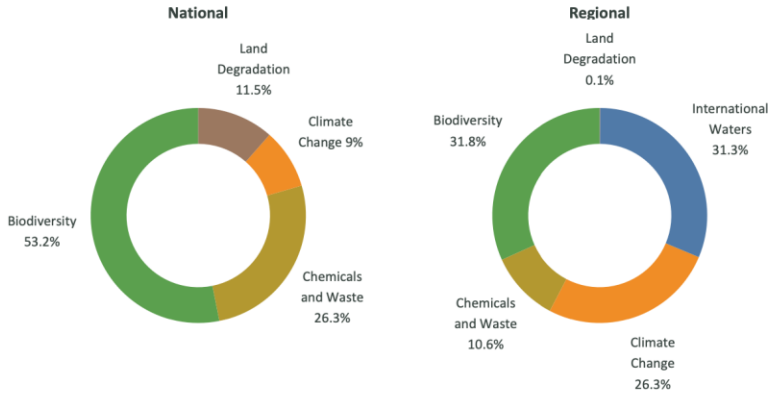

Distribution by Agency

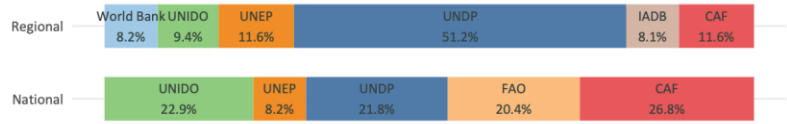

Progress

	Key indicators		Projects rated Moderately Satisfactory or above	
	Disbursement rate (%)	Average age (year)	Implementation progress (%)	Development outcomes (%)
National projects	23	4	100	100
Regional projects	27	5	100	100

COUNTRY FACTSHEET

BOSNIA-HERZEGOVINA

Up to date as of January 19, 2023

Country Focal Points

Operational Focal Point	Political Focal Point
Assistant Professor, Mr. Senad Oprasic	**Mr. Stasa Kosarac**
Head of Environment Protection Department	Minister
Ministry of Foreign Trade and Economical Relations	Ministry of Foreign Trade and Economic Relations of Bosnia and Herzegovina

GEF-8 Allocations and Commitments

Bosnia-Herzegovina has utilized 0 percent of its STAR resources and has **$5.5 million available for use** out of its $5.5 million allocation. This utilization rate is lower than the average of GEF countries standing at 1.1 percent.

Utilization of STAR resources

Each dot represents the share of allocated STAR resources utilized by country.

Utilization of resources in $m by focal area.

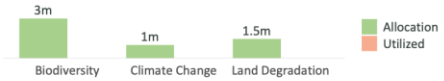

Additional GEF resources

The following presents commitments made under additional focal areas, set asides and GEF-managed trust funds. Financing amounts represent the full project financing.

Type ($m)	Resources
Chemicals and Waste	..
International Waters	..
Impact Program Incentive	..
Enabling Activity	..

Type ($m)	Approved	Allocation
Least Developed Countries Fund (LDCF)	..	..
Special Climate Change Fund (SCCF)	..	

GEF-7 Portfolio Progress

Bosnia-Herzegovina has disbursed 0 percent or $0 million out of its $3.5 million active GEF-7 commitments in national projects.

Distribution of GEF-7 projects by status

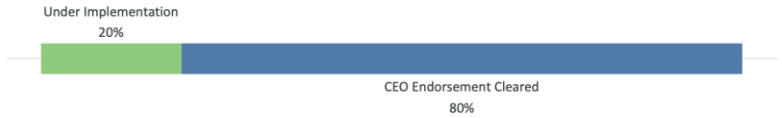

Portfolio of Ongoing Projects

Portfolio of projects across GEF-managed Trust Funds

	Number	GEF financing ($m)	Co-financing ratio (1:X)
GEF TRUST FUND			
National projects	7	9.8	8.5
Regional projects	15	96.8	14.0
GEF-MANAGED TRUST FUNDS			
LDCF projects	0	0.0	..
SCCF projects	0	0.0	..

Distribution by Focal Area

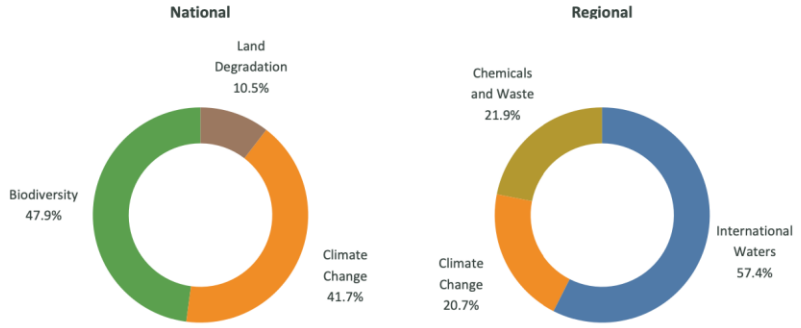

Distribution by Agency

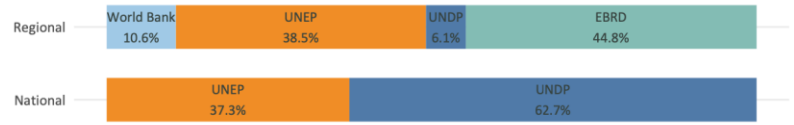

Progress

	Key indicators		Projects rated Moderately Satisfactory or above	
	Disbursement rate (%)	Average age (year)	Implementation progress (%)	Development outcomes (%)
National projects	31	4	100	100
Regional projects	1	4	80	60

COUNTRY FACTSHEET

BOTSWANA

Up to date as of January 19, 2023

Country Focal Points

Operational Focal Point	Political Focal Point
Mr. Khulekani Mpofu	**Ms. Abigail Lillian Engleton**
Chief Natural Resources Officer	Deputy Permanent Secretary
Department of Environmental Affairs	Ministry of Environment, Natural Resources Conservation and Tourism

GEF-8 Allocations and Commitments

Botswana has utilized 0 percent of its STAR resources and has **$7.9 million available for use** out of its $7.9 million allocation. This utilization rate is lower than the average of GEF countries standing at 1.1 percent.

Utilization of STAR resources

Each dot represents the share of allocated STAR resources utilized by country.

Utilization of resources in $m by focal area.

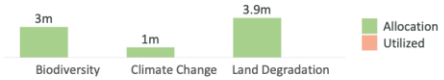

Additional GEF resources

The following presents commitments made under additional focal areas, set asides and GEF-managed trust funds. Financing amounts represent the full project financing.

Type ($m)	Resources
Chemicals and Waste	..
International Waters	..
Impact Program Incentive	..
Enabling Activity	..

Type ($m)	Approved	Allocation
Least Developed Countries Fund (LDCF)	..	..
Special Climate Change Fund (SCCF)	..	

GEF-7 Portfolio Progress

Botswana has disbursed 0 percent or $0 million out of its $5.4 million active GEF-7 commitments in national projects.

Distribution of GEF-7 projects by status



Portfolio of Ongoing Projects

Portfolio of projects across GEF-managed Trust Funds

	Number	GEF financing ($m)	Co-financing ratio (1:X)
GEF TRUST FUND			
National projects	5	15.2	7.4
Regional projects	15	174.8	6.9
GEF-MANAGED TRUST FUNDS			
LDCF projects	0	0.0	..
SCCF projects	0	0.0	..

Distribution by Focal Area

National

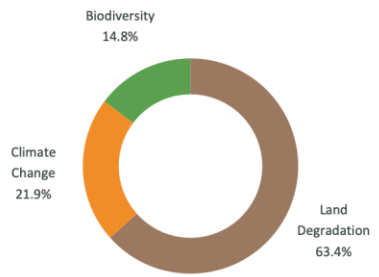

Regional

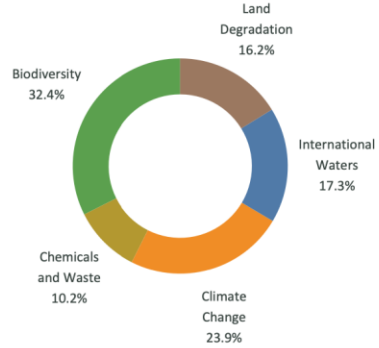

Distribution by Agency



Progress

	Key indicators		Projects rated Moderately Satisfactory or above	
	Disbursement rate (%)	Average age (year)	Implementation progress (%)	Development outcomes (%)
National projects	30	5	0	0
Regional projects	13	4	75	100

COUNTRY FACTSHEET

BRAZIL

Up to date as of January 19, 2023

Country Focal Points

Operational Focal Point	Political Focal Point
Mr. Marcus Cesar Ribeiro Barretto	**Mr. Vitor Bahia Diniz**
General Coordination of External Financing of the Secretariat for International Economic Affairs	Head of the Division for Environmental Policy and Sustainability
Ministry of Economy	Ministry of Foreign Affairs

GEF-8 Allocations and Commitments

Brazil has utilized 6.7 percent of its STAR resources and has **$74.5 million available for use** out of its $79.8 million allocation. This utilization rate is higher than the average of GEF countries standing at 1.1 percent.

Utilization of STAR resources

Each dot represents the share of allocated STAR resources utilized by country.

Utilization of resources in $m by focal area.

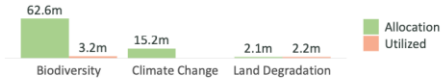

Additional GEF resources

The following presents commitments made under additional focal areas, set asides and GEF-managed trust funds. Financing amounts represent the full project financing.

Type ($m)	Resources
Chemicals and Waste	..
International Waters	..
Impact Program Incentive	..
Enabling Activity	..

Type ($m)	Approved	Allocation
Least Developed Countries Fund (LDCF)	..	..
Special Climate Change Fund (SCCF)	..	

GEF-7 Portfolio Progress

Brazil has disbursed 0 percent or $0 million out of its $96.9 million active GEF-7 commitments in national projects.

Distribution of GEF-7 projects by status

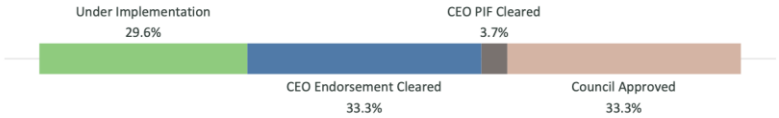

Portfolio of Ongoing Projects

Portfolio of projects across GEF-managed Trust Funds

	Number	GEF financing ($m)	Co-financing ratio (1:X)
GEF TRUST FUND			
National projects	22	294.6	6.5
Regional projects	19	138.7	5.5
GEF-MANAGED TRUST FUNDS			
LDCF projects	0	0.0	..
SCCF projects	0	0.0	..

Distribution by Focal Area

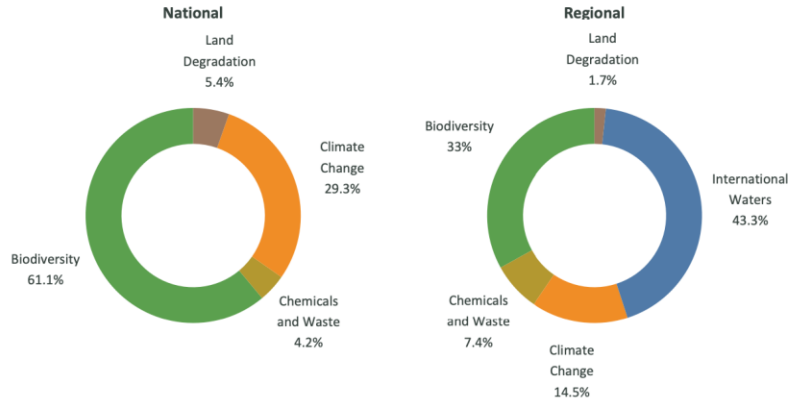

Distribution by Agency

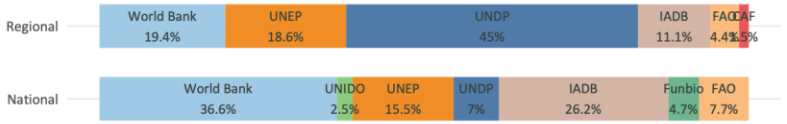

Progress

	Key indicators		Projects rated Moderately Satisfactory or above	
	Disbursement rate (%)	Average age (year)	Implementation progress (%)	Development outcomes (%)
National projects	34	4	82	83
Regional projects	9	6	75	83

COUNTRY FACTSHEET

BRUNEI

Up to date as of January 19, 2023

Country Focal Points

	Operational Focal Point	Political Focal Point
	..	..
	..	..
	..	..

GEF-8 Allocations and Commitments

Brunei has utilized .. percent of its STAR resources and has **$.. million available for use** out of its $.. million allocation. This utilization rate is .. than the average of GEF countries standing at 1.1 percent.

Utilization of STAR resources

Each dot represents the share of allocated STAR resources utilized by country.

Utilization of resources in $m by focal area.

Additional GEF resources

The following presents commitments made under additional focal areas, set asides and GEF-managed trust funds. Financing amounts represent the full project financing.

Type ($m)	Resources
Chemicals and Waste	..
International Waters	..
Impact Program Incentive	..
Enabling Activity	..

Type ($m)	Approved	Allocation
Least Developed Countries Fund (LDCF)	..	..
Special Climate Change Fund (SCCF)	..	

GEF-7 Portfolio Progress

Brunei has disbursed NaN percent or $0 million out of its $0 million active GEF-7 commitments in national projects.

Distribution of GEF-7 projects by status

Portfolio of Ongoing Projects

Portfolio of projects across GEF-managed Trust Funds

	Number	GEF financing ($m)	Co-financing ratio (1:X)
GEF TRUST FUND			
National projects	0	0.0	..
Regional projects	0	0.0	..
GEF-MANAGED TRUST FUNDS			
LDCF projects	0	0.0	..
SCCF projects	0	0.0	..

Distribution by Focal Area

Distribution by Agency

Progress

	Key indicators		Projects rated Moderately Satisfactory or above	
	Disbursement rate (%)	Average age (year)	Implementation progress (%)	Development outcomes (%)
National projects	..	..	..	..
Regional projects	..	..	..	..

COUNTRY FACTSHEET

BULGARIA

Up to date as of January 19, 2023

Country Focal Points

	Operational Focal Point	Political Focal Point
	Ms. Emiliya Kraeva	..
	Director for Strategies	..
	Ministry of Environment and Water	..

GEF-8 Allocations and Commitments

Bulgaria has utilized .. percent of its STAR resources and has **$.. million available for use** out of its $.. million allocation. This utilization rate is .. than the average of GEF countries standing at 1.1 percent.

Utilization of STAR resources

Each dot represents the share of allocated STAR resources utilized by country.

Utilization of resources in $m by focal area.

Additional GEF resources

The following presents commitments made under additional focal areas, set asides and GEF-managed trust funds. Financing amounts represent the full project financing.

Type ($m)	Resources
Chemicals and Waste	..
International Waters	..
Impact Program Incentive	..
Enabling Activity	..

Type ($m)	Approved	Allocation
Least Developed Countries Fund (LDCF)	..	..
Special Climate Change Fund (SCCF)	..	

GEF-7 Portfolio Progress

Bulgaria has disbursed NaN percent or $0 million out of its $0 million active GEF-7 commitments in national projects.

Distribution of GEF-7 projects by status

Portfolio of Ongoing Projects

Portfolio of projects across GEF-managed Trust Funds

	Number	GEF financing ($m)	Co-financing ratio (1:X)
GEF TRUST FUND			
National projects	0	0.0	..
Regional projects	2	46.1	1.9
GEF-MANAGED TRUST FUNDS			
LDCF projects	0	0.0	..
SCCF projects	0	0.0	..

Distribution by Focal Area

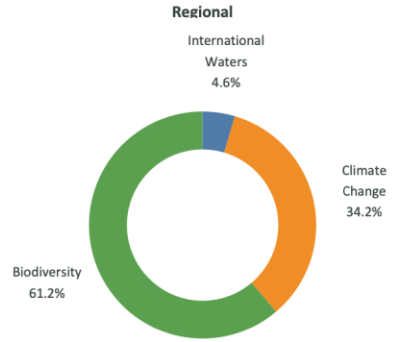

Distribution by Agency

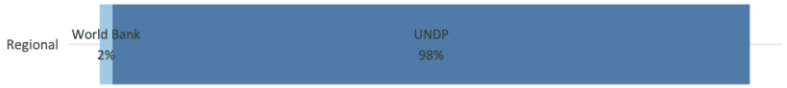

Progress

	Key indicators		Projects rated Moderately Satisfactory or above	
	Disbursement rate (%)	Average age (year)	Implementation progress (%)	Development outcomes (%)
National projects	..	..	..	..
Regional projects	0	14	..	..

COUNTRY FACTSHEET

BURKINA FASO

Up to date as of January 19, 2023

Country Focal Points

Operational Focal Point	Political Focal Point
Mr. Somanegre Nana	**Mr. Ambroise Kafando**
Coordannateur Technique	Directeur General de la Cooperation
Secretariat Permanent du Conseil National pour l'Environnement et le developpement durable	Ministere de l'Economie, des Finances et du Developpement

GEF-8 Allocations and Commitments

Burkina Faso has utilized 0 percent of its STAR resources and has **$13.7 million available for use** out of its $13.7 million allocation. This utilization rate is lower than the average of GEF countries standing at 1.1 percent.

Utilization of STAR resources

Each dot represents the share of allocated STAR resources utilized by country.

Utilization of resources in $m by focal area.

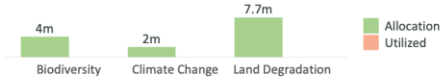

Additional GEF resources

The following presents commitments made under additional focal areas, set asides and GEF-managed trust funds. Financing amounts represent the full project financing.

Type ($m)	Resources
Chemicals and Waste	..
International Waters	..
Impact Program Incentive	..
Enabling Activity	..

Type ($m)	Approved	Allocation
Least Developed Countries Fund (LDCF)	..	20
Special Climate Change Fund (SCCF)	..	

GEF-7 Portfolio Progress

Burkina Faso has disbursed 0 percent or $0 million out of its $16.5 million active GEF-7 commitments in national projects.

Distribution of GEF-7 projects by status

Portfolio of Ongoing Projects

Portfolio of projects across GEF-managed Trust Funds

	Number	GEF financing ($m)	Co-financing ratio (1:X)
GEF TRUST FUND			
National projects	6	22.3	9.2
Regional projects	21	288.2	6.1
GEF-MANAGED TRUST FUNDS			
LDCF projects	3	17.8	4.9
SCCF projects	0	0.0	..

Distribution by Focal Area

National

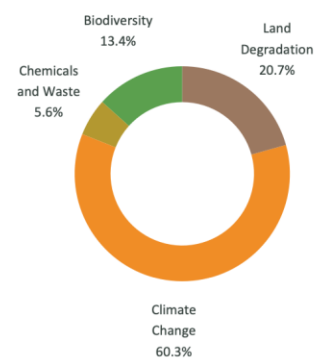

Regional

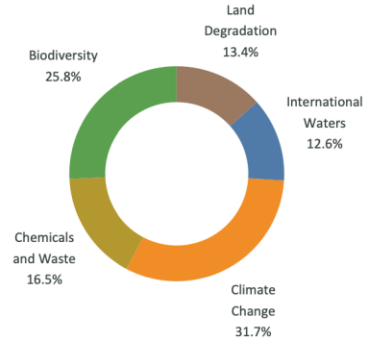

Distribution by Agency

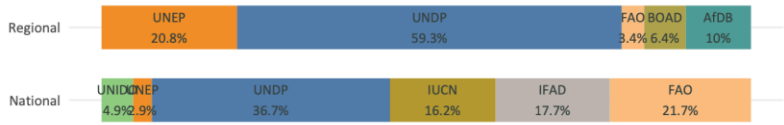

Progress

	Key indicators		Projects rated Moderately Satisfactory or above	
	Disbursement rate (%)	Average age (year)	Implementation progress (%)	Development outcomes (%)
National projects	21	2	75	100
Regional projects	20	5	86	60

COUNTRY FACTSHEET

BURUNDI

Up to date as of January 19, 2023

Country Focal Points

Operational Focal Point	Political Focal Point
Mr. Emmanuel Ndorimana	**Dr. Deo-Guide Rurema**
Permanent Secretary	Minister
Ministry of Environment, Agriculture and Livestock	Ministry of Environment, Agriculture and Livestock

GEF-8 Allocations and Commitments

Burundi has utilized 0 percent of its STAR resources and has **$10.9 million available for use** out of its $10.9 million allocation. This utilization rate is lower than the average of GEF countries standing at 1.1 percent.

Utilization of STAR resources

Each dot represents the share of allocated STAR resources utilized by country.

Utilization of resources in $m by focal area.

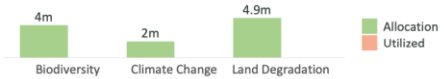

Additional GEF resources

The following presents commitments made under additional focal areas, set asides and GEF-managed trust funds. Financing amounts represent the full project financing.

Type ($m)	Resources
Chemicals and Waste	..
International Waters	..
Impact Program Incentive	..
Enabling Activity	..

Type ($m)	Approved	Allocation
Least Developed Countries Fund (LDCF)	..	20
Special Climate Change Fund (SCCF)	..	

GEF-7 Portfolio Progress

Burundi has disbursed 13.2 percent or $1 million out of its $7.2 million active GEF-7 commitments in national projects.

Distribution of GEF-7 projects by status

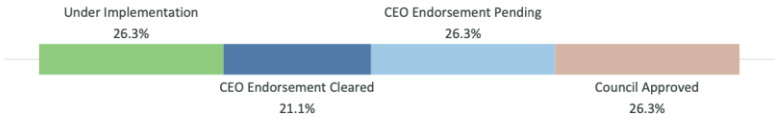

Portfolio of Ongoing Projects

Portfolio of projects across GEF-managed Trust Funds

	Number	GEF financing ($m)	Co-financing ratio (1:X)
GEF TRUST FUND			
National projects	6	16.4	5.0
Regional projects	15	176.7	0.7
GEF-MANAGED TRUST FUNDS			
LDCF projects	1	5.9	3
SCCF projects	0	0.0	..

Distribution by Focal Area

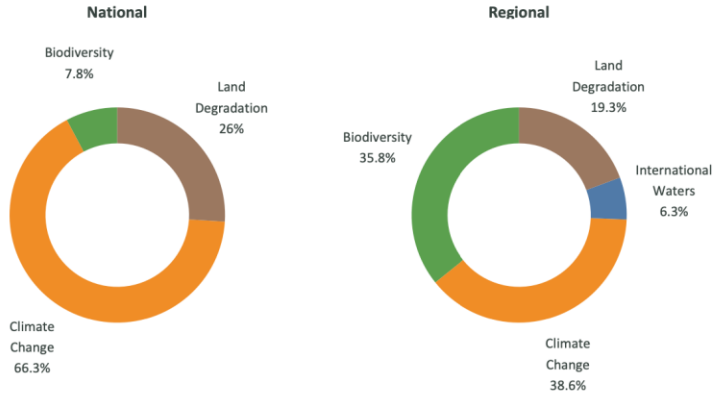

Distribution by Agency

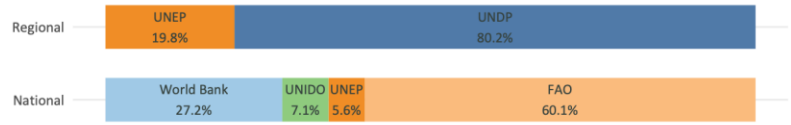

Progress

	Key indicators		Projects rated Moderately Satisfactory or above	
	Disbursement rate (%)	Average age (year)	Implementation progress (%)	Development outcomes (%)
National projects	34	4	75	100
Regional projects	21	9	67	60

COUNTRY FACTSHEET

CABO VERDE

Up to date as of January 19, 2023

Country Focal Points

Operational Focal Point	Political Focal Point
Mr. Alexandre Nevsky Medina Rodrigues	**Mr. Alexandre Nevsky Medina Rodrigues**
National Director of Environment	National Director of Environment
Ministry of Agriculture and Environment	Ministry of Agriculture and Environment

GEF-8 Allocations and Commitments

Cabo Verde has utilized 0 percent of its STAR resources and has **$14.2 million available for use** out of its $14.2 million allocation. This utilization rate is lower than the average of GEF countries standing at 1.1 percent.

Utilization of STAR resources

Each dot represents the share of allocated STAR resources utilized by country.

Utilization of resources in $m by focal area.

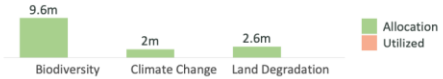

Additional GEF resources

The following presents commitments made under additional focal areas, set asides and GEF-managed trust funds. Financing amounts represent the full project financing.

Type ($m)	Resources
Chemicals and Waste	..
International Waters	..
Impact Program Incentive	..
Enabling Activity	1.7

Type ($m)	Approved	Allocation
Least Developed Countries Fund (LDCF)	..	..
Special Climate Change Fund (SCCF)	..	

GEF-7 Portfolio Progress

Cabo Verde has disbursed 12.3 percent or $0.1 million out of its $0.9 million active GEF-7 commitments in national projects.

Distribution of GEF-7 projects by status

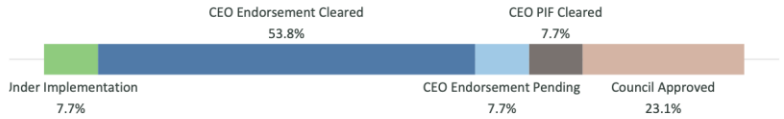

Portfolio of Ongoing Projects

Portfolio of projects across GEF-managed Trust Funds

	Number	GEF financing ($m)	Co-financing ratio (1:X)
GEF TRUST FUND			
National projects	4	10.1	4.8
Regional projects	13	217.9	1.4
GEF-MANAGED TRUST FUNDS			
LDCF projects	0	0.0	..
SCCF projects	0	0.0	..

Distribution by Focal Area

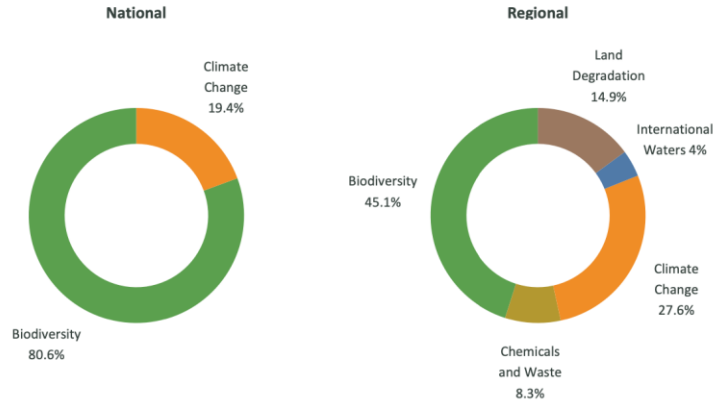

Distribution by Agency



Progress

	Key indicators		Projects rated Moderately Satisfactory or above	
	Disbursement rate (%)	Average age (year)	Implementation progress (%)	Development outcomes (%)
National projects	45	5	100	100
Regional projects	15	6	100	80

COUNTRY FACTSHEET

CAMBODIA

Up to date as of December 02, 2022

Country Focal Points

Operational Focal Point	Political Focal Point
H.E. Mr. Tin Ponlok	**H.E. Mr. Sao Sopheap**
Secretary General	Secretary of State
Ministry of Environment, National Council for Sustainable Development (NCSD)	Ministry of Environment

GEF-8 Allocations and Commitments

Cambodia has utilized 0 percent of its STAR resources and has **$9.8 million available for use** out of its $9.8 million allocation. This utilization rate is lower than the average of GEF countries standing at 0.8 percent.

Utilization of STAR resources

Each dot represents the share of allocated STAR resources utilized by country.

Utilization of resources in $m by focal area.

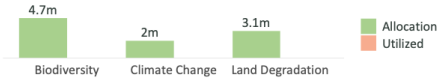

Additional GEF resources

The following presents commitments made under additional focal areas, set asides and GEF-managed trust funds. Financing amounts represent the full project financing.

Type ($m)	Resources
Chemicals and Waste	..
International Waters	..
Impact Program Incentive	..
Enabling Activity	..

Type ($m)	Approved	Allocation
Least Developed Countries Fund (LDCF)	5.5	20
Special Climate Change Fund (SCCF)	..	

GEF-7 Portfolio Progress

Cambodia has disbursed 30.1 percent or $4.6 million out of its $15.3 million active GEF-7 commitments in national projects.

Distribution of GEF-7 projects by status

Portfolio of Ongoing Projects

Portfolio of projects across GEF-managed Trust Funds

	Number	GEF financing ($m)	Co-financing ratio (1:X)
GEF TRUST FUND			
National projects	9	18.6	6.0
Regional projects	18	111.2	3.5
GEF-MANAGED TRUST FUNDS			
LDCF projects	4	28.3	7.3
SCCF projects	1	4.6	4.6

Distribution by Focal Area

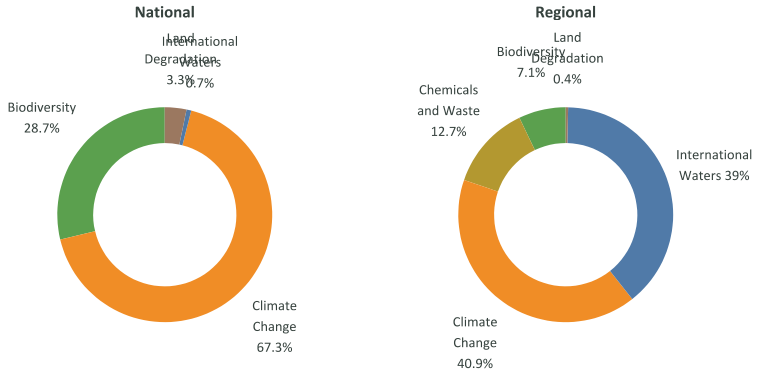

Distribution by Agency

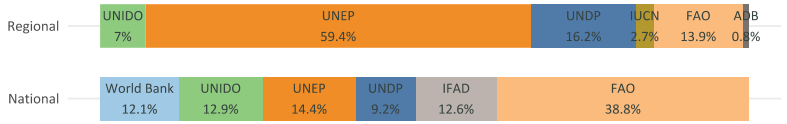

Progress

	Key indicators		Projects rated Moderately Satisfactory or above	
	Disbursement rate (%)	Average age (year)	Implementation progress (%)	Development outcomes (%)
National projects	48	4	75	78
Regional projects	46	6	100	82

COUNTRY FACTSHEET

CAMEROON

Up to date as of January 19, 2023

Country Focal Points

Operational Focal Point	Political Focal Point
Dr. Unusa Haman	**H.E. Pierre Hele**
Sub-Director for Environmental Planning	Minister
Ministry of Environment, Protection of Nature and Sustainable Development (MINEPDED)	Ministry of Environment and Protection of Nature

GEF-8 Allocations and Commitments

Cameroon has utilized 0 percent of its STAR resources and has **$20.4 million available for use** out of its $20.4 million allocation. This utilization rate is lower than the average of GEF countries standing at 1.1 percent.

Utilization of STAR resources

Each dot represents the share of allocated STAR resources utilized by country.

Utilization of resources in $m by focal area.

Additional GEF resources

The following presents commitments made under additional focal areas, set asides and GEF-managed trust funds. Financing amounts represent the full project financing.

Type ($m)	Resources
Chemicals and Waste	..
International Waters	..
Impact Program Incentive	..
Enabling Activity	1.7

Type ($m)	Approved	Allocation
Least Developed Countries Fund (LDCF)	..	..
Special Climate Change Fund (SCCF)	..	

GEF-7 Portfolio Progress

Cameroon has disbursed 1.4 percent or $0.2 million out of its $13.7 million active GEF-7 commitments in national projects.

Distribution of GEF-7 projects by status

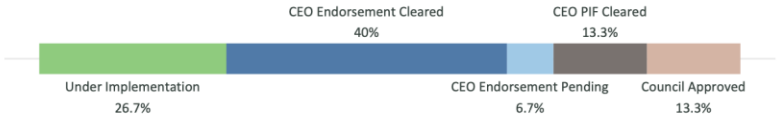

Portfolio of Ongoing Projects

Portfolio of projects across GEF-managed Trust Funds

	Number	GEF financing ($m)	Co-financing ratio (1:X)
GEF TRUST FUND			
National projects	17	46.3	7.7
Regional projects	20	294.9	5.7
GEF-MANAGED TRUST FUNDS			
LDCF projects	0	0.0	..
SCCF projects	1	4.0	38.8

Distribution by Focal Area

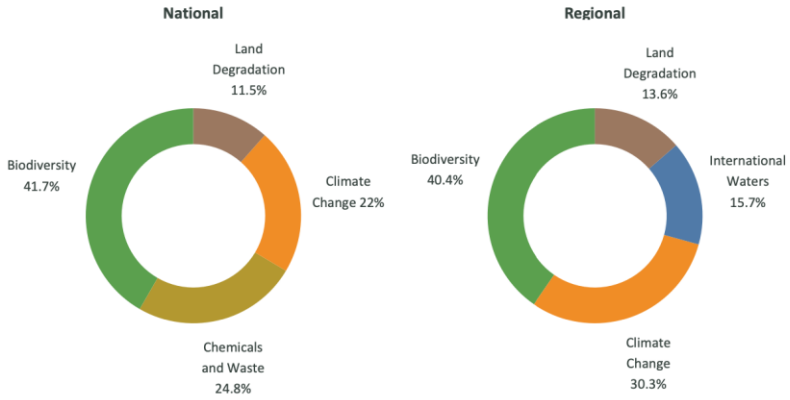

Distribution by Agency

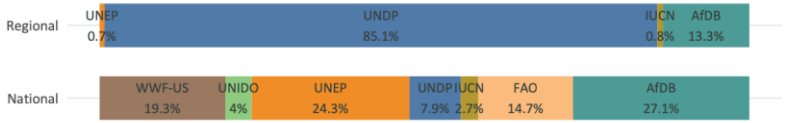

Progress

	Key indicators		Projects rated Moderately Satisfactory or above	
	Disbursement rate (%)	Average age (year)	Implementation progress (%)	Development outcomes (%)
National projects	24	7	89	89
Regional projects	6	7	60	33

COUNTRY FACTSHEET

CENTRAL AFRICAN REPUBLIC

Up to date as of January 19, 2023

Country Focal Points

Operational Focal Point	Political Focal Point
Mr. Lambert Gnapelet	**Mr. Thierry Kamach**
Meteorological Engineer and Environment Manager	Ministre
Ministry of Environment and Sustainable Development	Ministere de l'Environnement et du Developpement Durable

GEF-8 Allocations and Commitments

Central African Republic has utilized 0 percent of its STAR resources and has **$8.9 million available for use** out of its $8.9 million allocation. This utilization rate is lower than the average of GEF countries standing at 1.1 percent.

Utilization of STAR resources

Each dot represents the share of allocated STAR resources utilized by country.

Utilization of resources in $m by focal area.

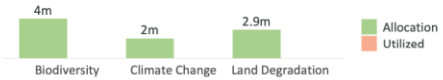

Additional GEF resources

The following presents commitments made under additional focal areas, set asides and GEF-managed trust funds. Financing amounts represent the full project financing.

Type ($m)	Resources
Chemicals and Waste	..
International Waters	..
Impact Program Incentive	..
Enabling Activity	..

Type ($m)	Approved	Allocation
Least Developed Countries Fund (LDCF)	..	20
Special Climate Change Fund (SCCF)	..	

GEF-7 Portfolio Progress

Central African Republic has disbursed 8.5 percent or $0.6 million out of its $7.6 million active GEF-7 commitments in national projects.

Distribution of GEF-7 projects by status

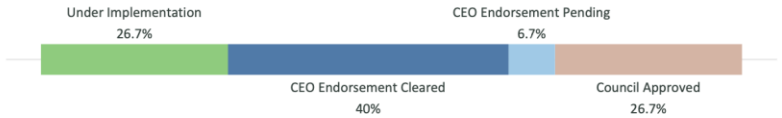

Portfolio of Ongoing Projects

Portfolio of projects across GEF-managed Trust Funds

	Number	GEF financing ($m)	Co-financing ratio (1:X)
GEF TRUST FUND			
National projects	6	19.0	2.8
Regional projects	14	140.7	2.5
GEF-MANAGED TRUST FUNDS			
LDCF projects	2	9.9	6.4
SCCF projects	0	0.0	..

Distribution by Focal Area

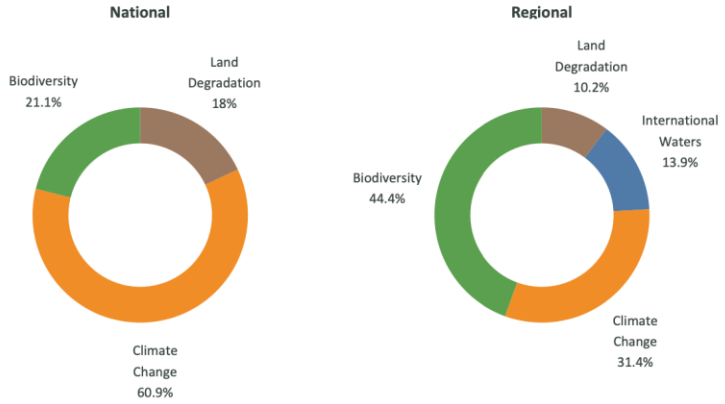

Distribution by Agency

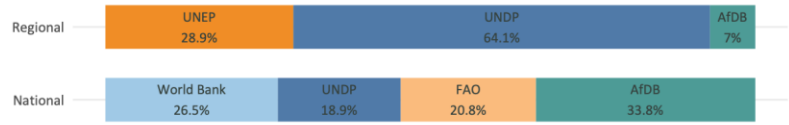

Progress

	Key indicators		Projects rated Moderately Satisfactory or above	
	Disbursement rate (%)	Average age (year)	Implementation progress (%)	Development outcomes (%)
National projects	11	6	33	100
Regional projects	27	7	80	50

COUNTRY FACTSHEET

CHAD

Up to date as of January 19, 2023

Country Focal Points

Operational Focal Point	Political Focal Point
Mr. Oumar Gadji Soumaila	**Mr. Brahim Mahamat Djamaladine**
Director of Planning, Monitoring and Evaluation, Studies and IT	Ministre
Ministry of Environment and Fisheries	Ministere de l'Environnement, de l'Eau et de la Peche

GEF-8 Allocations and Commitments

Chad has utilized 0 percent of its STAR resources and has **$11.4 million available for use** out of its $11.4 million allocation. This utilization rate is lower than the average of GEF countries standing at 1.1 percent.

Utilization of STAR resources

Each dot represents the share of allocated STAR resources utilized by country.

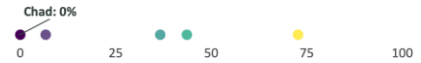

Utilization of resources in $m by focal area.

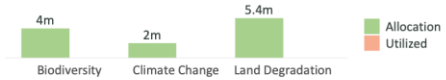

Additional GEF resources

The following presents commitments made under additional focal areas, set asides and GEF-managed trust funds. Financing amounts represent the full project financing.

Type ($m)	Resources
Chemicals and Waste	..
International Waters	..
Impact Program Incentive	..
Enabling Activity	..

Type ($m)	Approved	Allocation
Least Developed Countries Fund (LDCF)	..	20
Special Climate Change Fund (SCCF)	..	

GEF-7 Portfolio Progress

Chad has disbursed 35.7 percent or $4.9 million out of its $13.7 million active GEF-7 commitments in national projects.

Distribution of GEF-7 projects by status

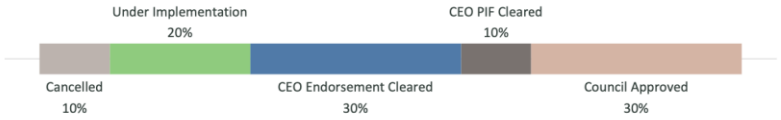

Portfolio of Ongoing Projects

Portfolio of projects across GEF-managed Trust Funds

	Number	GEF financing ($m)	Co-financing ratio (1:X)
GEF TRUST FUND			
National projects	5	15.7	5.5
Regional projects	15	93.7	15.5
GEF-MANAGED TRUST FUNDS			
LDCF projects	4	27.0	3
SCCF projects	0	0.0	..

Distribution by Focal Area

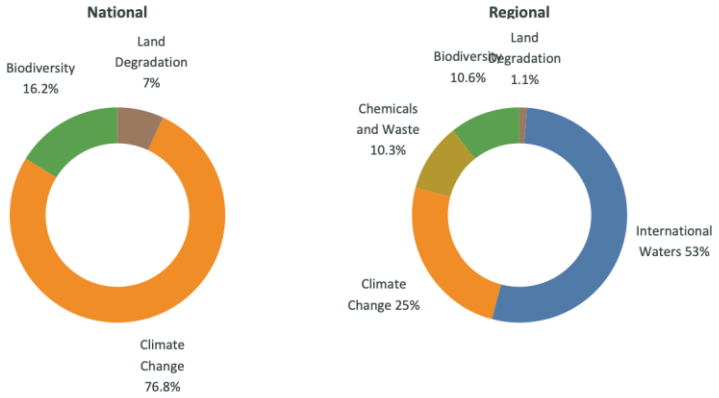

Distribution by Agency

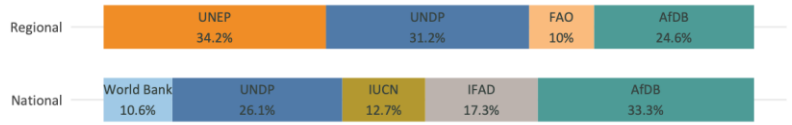

Progress

	Key indicators		Projects rated Moderately Satisfactory or above	
	Disbursement rate (%)	Average age (year)	Implementation progress (%)	Development outcomes (%)
National projects	44	4	100	80
Regional projects	45	7	75	56

COUNTRY FACTSHEET

CHILE

Up to date as of January 19, 2023

Country Focal Points

Operational Focal Point	Political Focal Point
Mr. Miguel Stutzin	**Ms. Constance Nalegach**
..	Head International Affairs Office
Ministerio del Medio Ambiente	Ministry of the Environment

GEF-8 Allocations and Commitments

Chile has utilized 0 percent of its STAR resources and has **$25.6 million available for use** out of its $25.6 million allocation. This utilization rate is lower than the average of GEF countries standing at 1.1 percent.

Utilization of STAR resources

Each dot represents the share of allocated STAR resources utilized by country.

Utilization of resources in $m by focal area.

Additional GEF resources

The following presents commitments made under additional focal areas, set asides and GEF-managed trust funds. Financing amounts represent the full project financing.

Type ($m)	Resources
Chemicals and Waste	..
International Waters	..
Impact Program Incentive	..
Enabling Activity	..

Type ($m)	Approved	Allocation
Least Developed Countries Fund (LDCF)	..	..
Special Climate Change Fund (SCCF)	..	

GEF-7 Portfolio Progress

Chile has disbursed 2.4 percent or $0.4 million out of its $16.3 million active GEF-7 commitments in national projects.

Distribution of GEF-7 projects by status

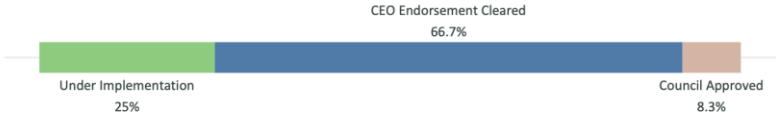

Portfolio of Ongoing Projects

Portfolio of projects across GEF-managed Trust Funds

	Number	GEF financing ($m)	Co-financing ratio (1:X)
GEF TRUST FUND			
National projects	15	34.6	6.5
Regional projects	13	105.2	3.5
GEF-MANAGED TRUST FUNDS			
LDCF projects	0	0.0	..
SCCF projects	0	0.0	..

Distribution by Focal Area

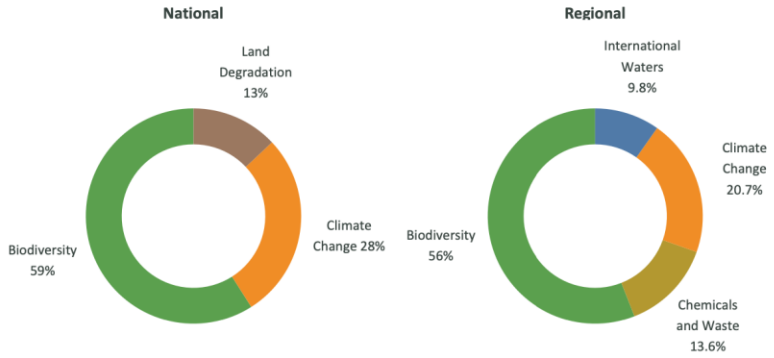

Distribution by Agency

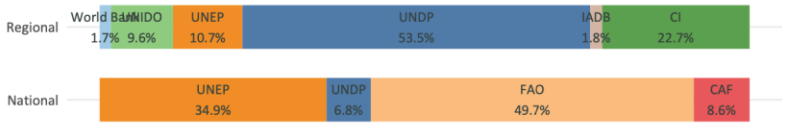

Progress

	Key indicators		Projects rated Moderately Satisfactory or above	
	Disbursement rate (%)	Average age (year)	Implementation progress (%)	Development outcomes (%)
National projects	34	4	88	100
Regional projects	17	5	80	80

COUNTRY FACTSHEET

CHINA

Up to date as of December 02, 2022

Country Focal Points

Operational Focal Point	Political Focal Point
Mr. Xiang Peng	**Mr. Zhijun Cheng**
Deputy Director	Deputy Director General - International and Economic and Financial Cooperation Department
Ministry of Finance	Ministry of Finance, People's Republic of China

GEF-8 Allocations and Commitments

China has utilized 0 percent of its STAR resources and has **$93.7 million available for use** out of its $93.7 million allocation. This utilization rate is lower than the average of GEF countries standing at 0.8 percent.

Utilization of STAR resources

Each dot represents the share of allocated STAR resources utilized by country.



Utilization of resources in $m by focal area.

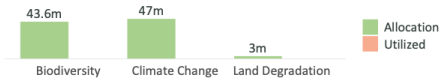

Additional GEF resources

The following presents commitments made under additional focal areas, set asides and GEF-managed trust funds. Financing amounts represent the full project financing.

Type ($m)	Resources
Chemicals and Waste	..
International Waters	..
Impact Program Incentive	..
Enabling Activity	..

Type ($m)	Approved	Allocation
Least Developed Countries Fund (LDCF)	..	..
Special Climate Change Fund (SCCF)	..	

GEF-7 Portfolio Progress

China has disbursed 4.7 percent or $7.3 million out of its $154.2 million active GEF-7 commitments in national projects.

Distribution of GEF-7 projects by status

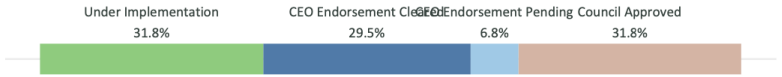

Portfolio of Ongoing Projects

Portfolio of projects across GEF-managed Trust Funds

	Number	GEF financing ($m)	Co-financing ratio (1:X)
GEF TRUST FUND			
National projects	48	392.0	15.2
Regional projects	8	203.9	1.6
GEF-MANAGED TRUST FUNDS			
LDCF projects	0	0.0	..
SCCF projects	0	0.0	..

Distribution by Focal Area

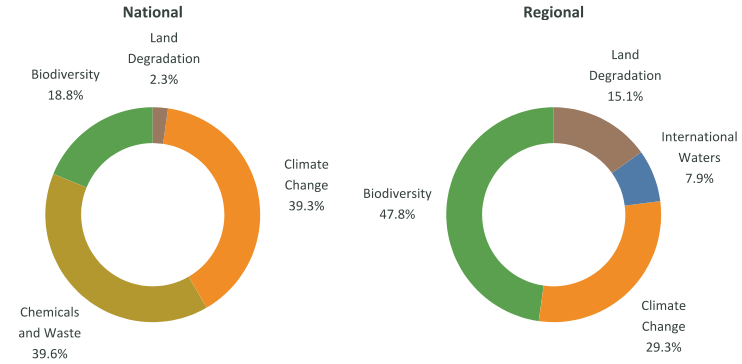

Distribution by Agency

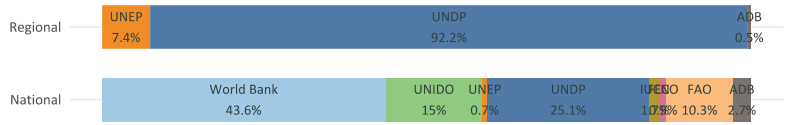

Progress

	Key indicators		Projects rated Moderately Satisfactory or above	
	Disbursement rate (%)	Average age (year)	Implementation progress (%)	Development outcomes (%)
National projects	45	4	94	94
Regional projects	1	6	100	100

COUNTRY FACTSHEET

COLOMBIA

Up to date as of January 19, 2023

Country Focal Points

Operational Focal Point	Political Focal Point
Mr. Andrés Felipe Marmolejo Egred	**Ms. Faryde Carlier Gonzalez**
Head of the International Affairs Office	Directora de Asuntos Económicos, Sociales y Ambientales Multilaterales
Ministry of Environment and Sustainable Development	Ministerio de Relaciones Exteriores de la República de Colombia

GEF-8 Allocations and Commitments

Colombia has utilized 0 percent of its STAR resources and has **$64.4 million available for use** out of its $64.4 million allocation. This utilization rate is lower than the average of GEF countries standing at 1.1 percent.

Utilization of STAR resources

Each dot represents the share of allocated STAR resources utilized by country.

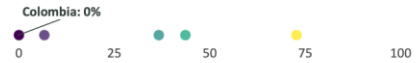

Utilization of resources in $m by focal area.

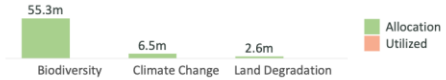

Additional GEF resources

The following presents commitments made under additional focal areas, set asides and GEF-managed trust funds. Financing amounts represent the full project financing.

Type ($m)	Resources
Chemicals and Waste	0.5
International Waters	..
Impact Program Incentive	..
Enabling Activity	..

Type ($m)	Approved	Allocation
Least Developed Countries Fund (LDCF)	..	..
Special Climate Change Fund (SCCF)	..	

GEF-7 Portfolio Progress

Distribution of GEF-7 projects by status

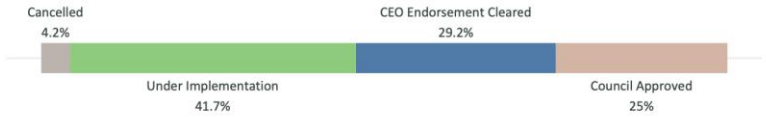

Portfolio of Ongoing Projects

Portfolio of projects across GEF-managed Trust Funds

	Number	GEF financing ($m)	Co-financing ratio (1:X)
GEF TRUST FUND			
National projects	16	121.4	5.6
Regional projects	22	243.6	3.7
GEF-MANAGED TRUST FUNDS			
LDCF projects	0	0.0	..
SCCF projects	1	0.5	5.3

Distribution by Focal Area

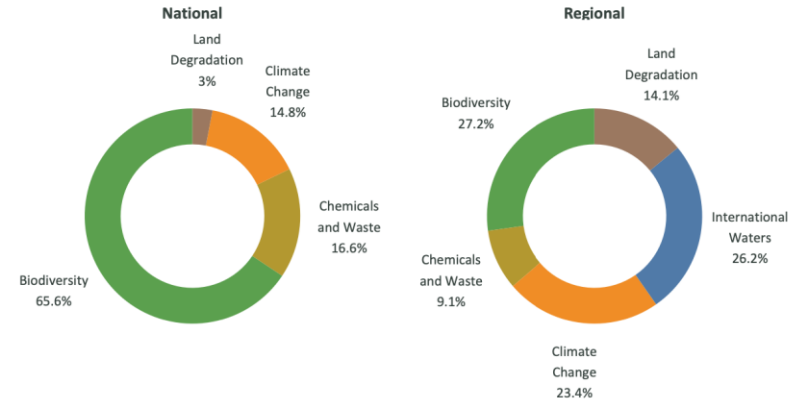

Distribution by Agency

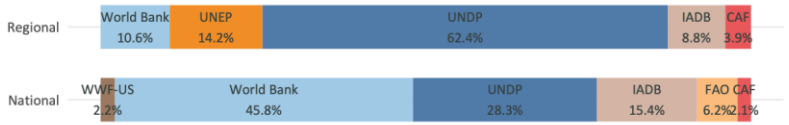

Progress

	Key indicators		Projects rated Moderately Satisfactory or above	
	Disbursement rate (%)	Average age (year)	Implementation progress (%)	Development outcomes (%)
National projects	32	4	90	90
Regional projects	20	5	88	82

COUNTRY FACTSHEET

COMOROS

Up to date as of January 19, 2023

Country Focal Points

Operational Focal Point	Political Focal Point
Mr. Youssouf Elamine Youssouf Mbechezi	..
Director General for Environment and Forests	..
Ministry of Agriculture, Fishing, Environment and City Planning	..

GEF-8 Allocations and Commitments

Comoros has utilized 0 percent of its STAR resources and has **$8.1 million available for use** out of its $8.1 million allocation. This utilization rate is lower than the average of GEF countries standing at 1.1 percent.

Utilization of STAR resources

Each dot represents the share of allocated STAR resources utilized by country.

Utilization of resources in $m by focal area.

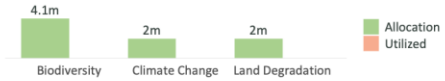

Additional GEF resources

The following presents commitments made under additional focal areas, set asides and GEF-managed trust funds. Financing amounts represent the full project financing.

Type ($m)	Resources
Chemicals and Waste	..
International Waters	..
Impact Program Incentive	..
Enabling Activity	1.7

Type ($m)	Approved	Allocation
Least Developed Countries Fund (LDCF)	..	20
Special Climate Change Fund (SCCF)	..	

GEF-7 Portfolio Progress

Comoros has disbursed 0 percent or $0 million out of its $5.3 million active GEF-7 commitments in national projects.

Distribution of GEF-7 projects by status

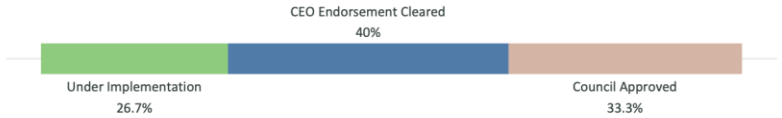

Portfolio of Ongoing Projects

Portfolio of projects across GEF-managed Trust Funds

	Number	GEF financing ($m)	Co-financing ratio (1:X)
GEF TRUST FUND			
National projects	4	11.4	10.2
Regional projects	14	118.7	5.8
GEF-MANAGED TRUST FUNDS			
LDCF projects	2	14.1	3.9
SCCF projects	0	0.0	..

Distribution by Focal Area

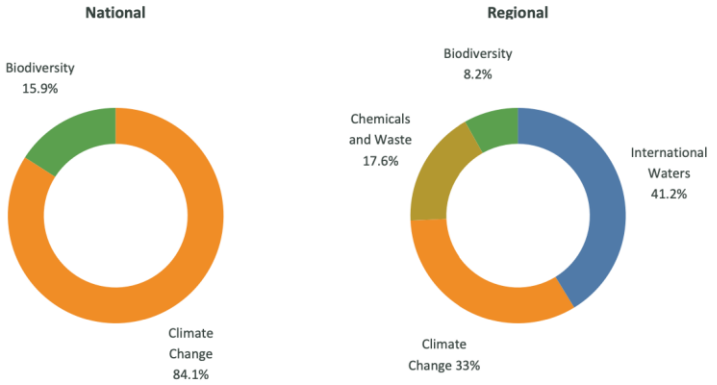

Distribution by Agency

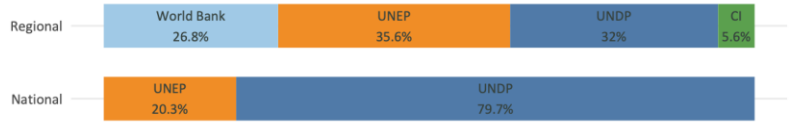

Progress

	Key indicators		Projects rated Moderately Satisfactory or above	
	Disbursement rate (%)	Average age (year)	Implementation progress (%)	Development outcomes (%)
National projects	66	4	67	67
Regional projects	50	6	100	60

COUNTRY FACTSHEET

CONGO

Up to date as of January 19, 2023

Country Focal Points

	Operational Focal Point	Political Focal Point
	Mrs. Arlette Soudan-Nonault	**Mrs. Arlette Soudan-Nonault**
	Minister of Tourism and Environment	Minister of Tourism and Environment
	Ministry of Tourism and Environment	Ministry of Tourism and Environment

GEF-8 Allocations and Commitments

Congo has utilized 0 percent of its STAR resources and has **$5.9 million available for use** out of its $5.9 million allocation. This utilization rate is lower than the average of GEF countries standing at 1.1 percent.

Utilization of STAR resources

Each dot represents the share of allocated STAR resources utilized by country.

Utilization of resources in $m by focal area.

Additional GEF resources

The following presents commitments made under additional focal areas, set asides and GEF-managed trust funds. Financing amounts represent the full project financing.

Type ($m)	Resources
Chemicals and Waste	..
International Waters	..
Impact Program Incentive	..
Enabling Activity	..

Type ($m)	Approved	Allocation
Least Developed Countries Fund (LDCF)	..	..
Special Climate Change Fund (SCCF)	..	

GEF-7 Portfolio Progress

Congo has disbursed 0 percent or $0 million out of its $8.8 million active GEF-7 commitments in national projects.

Distribution of GEF-7 projects by status

Portfolio of Ongoing Projects

Portfolio of projects across GEF-managed Trust Funds

	Number	GEF financing ($m)	Co-financing ratio (1:X)
GEF TRUST FUND			
National projects	11	22.6	9.2
Regional projects	9	44.0	0.8
GEF-MANAGED TRUST FUNDS			
LDCF projects	0	0.0	..
SCCF projects	0	0.0	..

Distribution by Focal Area

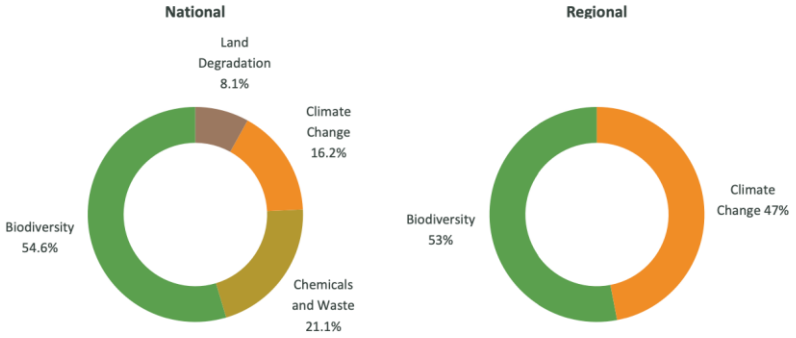

Distribution by Agency

Progress

	Key indicators		Projects rated Moderately Satisfactory or above	
	Disbursement rate (%)	Average age (year)	Implementation progress (%)	Development outcomes (%)
National projects	45	5	75	60
Regional projects	43	8	100	50

COUNTRY FACTSHEET

CONGO DR

Up to date as of January 19, 2023

Country Focal Points

	Operational Focal Point	Political Focal Point
	Mr. Godefroid Ndaukila Muhinya	..
	Directeur-Chef de Service de la Direction de Developpement Durable	..
	Ministere del'Environnement et Developpement Durable	..

GEF-8 Allocations and Commitments

Congo DR has utilized 0 percent of its STAR resources and has **$29.4 million available for use** out of its $29.4 million allocation. This utilization rate is lower than the average of GEF countries standing at 1.1 percent.

Utilization of STAR resources

Each dot represents the share of allocated STAR resources utilized by country.

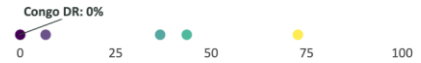

Utilization of resources in $m by focal area.

Additional GEF resources

The following presents commitments made under additional focal areas, set asides and GEF-managed trust funds. Financing amounts represent the full project financing.

Type ($m)	Resources
Chemicals and Waste	..
International Waters	..
Impact Program Incentive	..
Enabling Activity	..

Type ($m)	Approved	Allocation
Least Developed Countries Fund (LDCF)	..	20
Special Climate Change Fund (SCCF)	..	

GEF-7 Portfolio Progress

Congo DR has disbursed 0 percent or $0 million out of its $28.4 million active GEF-7 commitments in national projects.

Distribution of GEF-7 projects by status

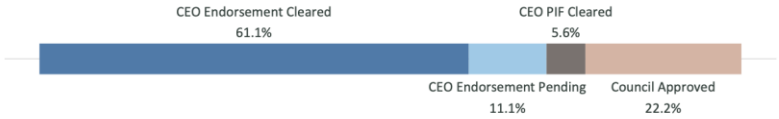

Portfolio of Ongoing Projects

Portfolio of projects across GEF-managed Trust Funds

	Number	GEF financing ($m)	Co-financing ratio (1:X)
GEF TRUST FUND			
National projects	12	45.1	4.2
Regional projects	21	309.7	1.4
GEF-MANAGED TRUST FUNDS			
LDCF projects	5	25.5	3.8
SCCF projects	0	0.0	..

Distribution by Focal Area

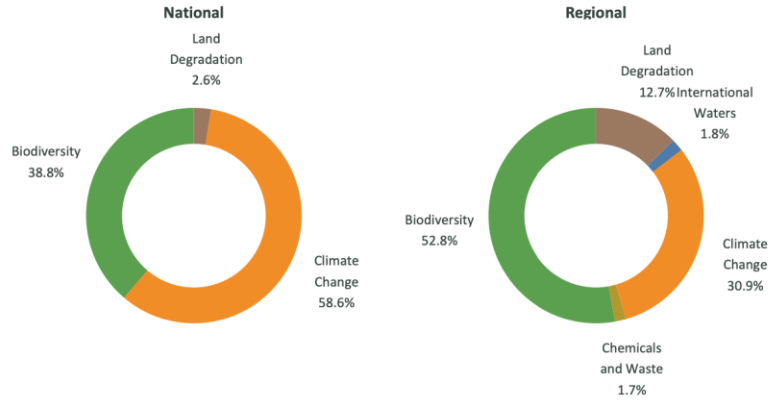

Distribution by Agency

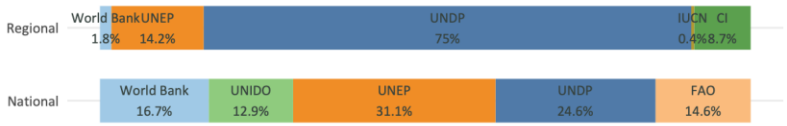

Progress

	Key indicators		Projects rated Moderately Satisfactory or above	
	Disbursement rate (%)	Average age (year)	Implementation progress (%)	Development outcomes (%)
National projects	43	5	67	78
Regional projects	18	6	100	62

COUNTRY FACTSHEET

COOK ISLANDS

Up to date as of December 02, 2022

Country Focal Points

Operational Focal Point	Political Focal Point
Mr. Halatoa Fua	**Ms. Tepaeru HERRMANN**
Director	Secretary
National Environment Service	Ministry of Foreign Affairs

GEF-8 Allocations and Commitments

Cook Islands has utilized 0 percent of its STAR resources and has **$8 million available for use** out of its $8 million allocation. This utilization rate is lower than the average of GEF countries standing at 0.8 percent.

Utilization of STAR resources

Each dot represents the share of allocated STAR resources utilized by country.

Utilization of resources in $m by focal area.

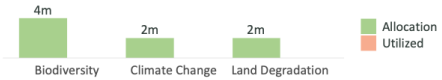

Additional GEF resources

The following presents commitments made under additional focal areas, set asides and GEF-managed trust funds. Financing amounts represent the full project financing.

Type ($m)	Resources
Chemicals and Waste	..
International Waters	..
Impact Program Incentive	..
Enabling Activity	..

Type ($m)	Approved	Allocation
Least Developed Countries Fund (LDCF)	..	..
Special Climate Change Fund (SCCF)	..	

GEF-7 Portfolio Progress

Cook Islands has disbursed 0 percent or $0 million out of its $4 million active GEF-7 commitments in national projects.

Distribution of GEF-7 projects by status

Portfolio of Ongoing Projects

Portfolio of projects across GEF-managed Trust Funds

	Number	GEF financing ($m)	Co-financing ratio (1:X)
GEF TRUST FUND			
National projects	3	8.3	6.4
Regional projects	8	48.6	3.9
GEF-MANAGED TRUST FUNDS			
LDCF projects	0	0.0	..
SCCF projects	0	0.0	..

Distribution by Focal Area

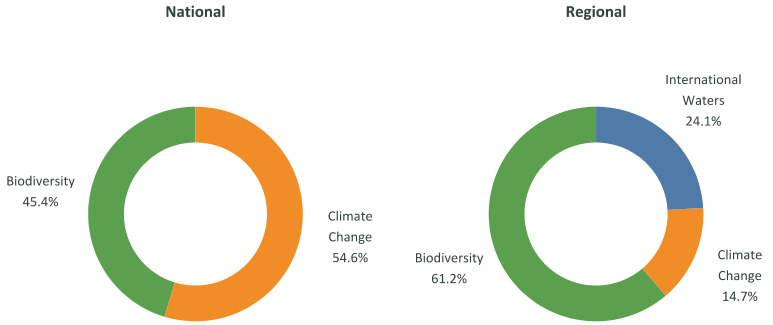

Distribution by Agency

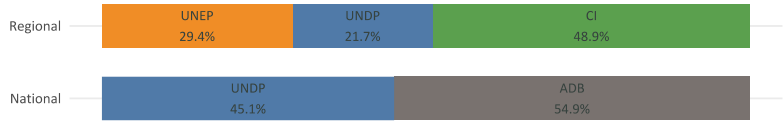

Progress

	Key indicators		Projects rated Moderately Satisfactory or above	
	Disbursement rate (%)	Average age (year)	Implementation progress (%)	Development outcomes (%)
National projects	48	3	100	100
Regional projects	21	5	100	67

COUNTRY FACTSHEET

COSTA RICA

Up to date as of January 19, 2023

Country Focal Points

Operational Focal Point	Political Focal Point
Ms. Enid Chaverri-Tapia	**Mr. Franz Tattenbach Capra**
Director of International Cooperation	Minister
Ministry of Environment and Energy of Costa Rica	Ministry of Environment and Energy of Costa Rica

GEF-8 Allocations and Commitments

Costa Rica has utilized 0 percent of its STAR resources and has **$16.2 million available for use** out of its $16.2 million allocation. This utilization rate is lower than the average of GEF countries standing at 1.1 percent.

Utilization of STAR resources

Each dot represents the share of allocated STAR resources utilized by country.

Utilization of resources in $m by focal area.

Additional GEF resources

The following presents commitments made under additional focal areas, set asides and GEF-managed trust funds. Financing amounts represent the full project financing.

Type ($m)	Resources
Chemicals and Waste	..
International Waters	..
Impact Program Incentive	..
Enabling Activity	..

Type ($m)	Approved	Allocation
Least Developed Countries Fund (LDCF)	..	..
Special Climate Change Fund (SCCF)	..	

GEF-7 Portfolio Progress

Costa Rica has disbursed 12 percent or $1.8 million out of its $14.8 million active GEF-7 commitments in national projects.

Distribution of GEF-7 projects by status

Portfolio of Ongoing Projects

Portfolio of projects across GEF-managed Trust Funds

	Number	GEF financing ($m)	Co-financing ratio (1:X)
GEF TRUST FUND			
National projects	10	27.9	5.9
Regional projects	12	110.6	4.8
GEF-MANAGED TRUST FUNDS			
LDCF projects	0	0.0	..
SCCF projects	0	0.0	..

Distribution by Focal Area

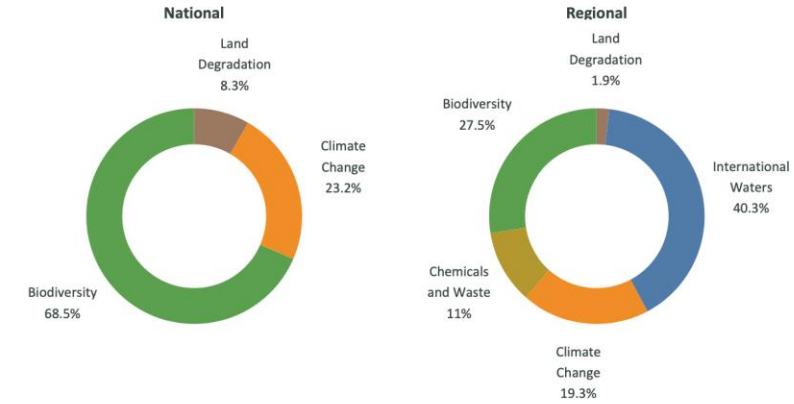

Distribution by Agency

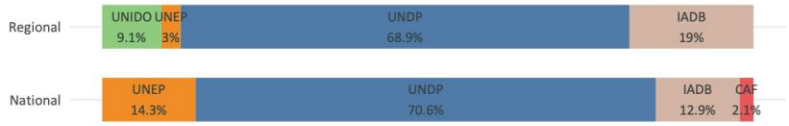

Progress

	Key indicators		Projects rated Moderately Satisfactory or above	
	Disbursement rate (%)	Average age (year)	Implementation progress (%)	Development outcomes (%)
National projects	39	3	100	83
Regional projects	16	7	100	100

COUNTRY FACTSHEET

COTE D'IVOIRE

Up to date as of January 19, 2023

Country Focal Points

Operational Focal Point	Political Focal Point
Mrs. Alimata Kone	**HE Minister Jean Luc Assi**
Permanent Secretary	Minister
CNFEM (GEF NATIONAL COMMISSION)	Ministry of Environment and Sustainable Development

GEF-8 Allocations and Commitments

Cote d'Ivoire has utilized 0 percent of its STAR resources and has **$12.9 million available for use** out of its $12.9 million allocation. This utilization rate is lower than the average of GEF countries standing at 1.1 percent.

Utilization of STAR resources

Each dot represents the share of allocated STAR resources utilized by country.

Utilization of resources in $m by focal area.

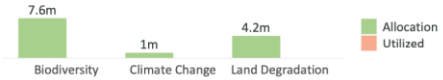

Additional GEF resources

The following presents commitments made under additional focal areas, set asides and GEF-managed trust funds. Financing amounts represent the full project financing.

Type ($m)	Resources
Chemicals and Waste	..
International Waters	..
Impact Program Incentive	..
Enabling Activity	..

Type ($m)	Approved	Allocation
Least Developed Countries Fund (LDCF)	..	..
Special Climate Change Fund (SCCF)	..	

GEF-7 Portfolio Progress

Cote d'Ivoire has disbursed 2.7 percent or $0.3 million out of its $10.2 million active GEF-7 commitments in national projects.

Distribution of GEF-7 projects by status

Portfolio of Ongoing Projects

Portfolio of projects across GEF-managed Trust Funds

	Number	GEF financing ($m)	Co-financing ratio (1:X)
GEF TRUST FUND			
National projects	12	31.5	9.0
Regional projects	18	264.8	5.6
GEF-MANAGED TRUST FUNDS			
LDCF projects	0	0.0	..
SCCF projects	0	0.0	..

Distribution by Focal Area

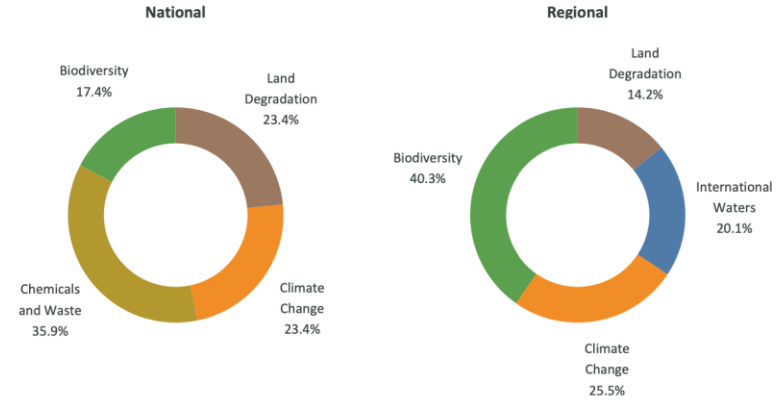

Distribution by Agency

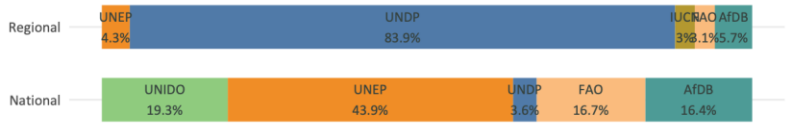

Progress

	Key indicators		Projects rated Moderately Satisfactory or above	
	Disbursement rate (%)	Average age (year)	Implementation progress (%)	Development outcomes (%)
National projects	27	4	83	86
Regional projects	7	7	75	75

COUNTRY FACTSHEET

CROATIA

Up to date as of January 19, 2023

Country Focal Points

	Operational Focal Point	Political Focal Point
	Ms. Gordana Ruklic	**Mr. Mario Siljeg**
	Head of International Relations Service	State Secretary
	Ministry of Economy and Sustainable Development	Ministry of Economy and Sustainable Development

GEF-8 Allocations and Commitments

Croatia has utilized .. percent of its STAR resources and has **$.. million available for use** out of its $.. million allocation. This utilization rate is .. than the average of GEF countries standing at 1.1 percent.

Utilization of STAR resources

Each dot represents the share of allocated STAR resources utilized by country.

Utilization of resources in $m by focal area.

Additional GEF resources

The following presents commitments made under additional focal areas, set asides and GEF-managed trust funds. Financing amounts represent the full project financing.

Type ($m)	Resources
Chemicals and Waste	..
International Waters	..
Impact Program Incentive	..
Enabling Activity	..

Type ($m)	Approved	Allocation
Least Developed Countries Fund (LDCF)	..	..
Special Climate Change Fund (SCCF)	..	

GEF-7 Portfolio Progress

Croatia has disbursed NaN percent or $0 million out of its $0 million active GEF-7 commitments in national projects.

Distribution of GEF-7 projects by status

Portfolio of Ongoing Projects

Portfolio of projects across GEF-managed Trust Funds

	Number	GEF financing ($m)	Co-financing ratio (1:X)
GEF TRUST FUND			
National projects	0	0.0	..
Regional projects	2	6.0	9.9
GEF-MANAGED TRUST FUNDS			
LDCF projects	0	0.0	..
SCCF projects	0	0.0	..

Distribution by Focal Area

Distribution by Agency

Progress

	Key indicators		Projects rated Moderately Satisfactory or above	
	Disbursement rate (%)	Average age (year)	Implementation progress (%)	Development outcomes (%)
National projects	..	..	..	..
Regional projects	0	9	..	..

COUNTRY FACTSHEET

CUBA

Up to date as of January 19, 2023

Country Focal Points

	Operational Focal Point	Political Focal Point
	Mr. Ulises Fernandez Gomez	**Mr. Ulises Fernandez Gomez**
	Director	Director
	Ministerio de Ciencia, Tecnologia y Medio Ambiente	Ministerio de Ciencia, Tecnologia y Medio Ambiente

GEF-8 Allocations and Commitments

Cuba has utilized 0 percent of its STAR resources and has **$16.1 million available for use** out of its $16.1 million allocation. This utilization rate is lower than the average of GEF countries standing at 1.1 percent.

Utilization of STAR resources

Each dot represents the share of allocated STAR resources utilized by country.

Utilization of resources in $m by focal area.

Additional GEF resources

The following presents commitments made under additional focal areas, set asides and GEF-managed trust funds. Financing amounts represent the full project financing.

Type ($m)	Resources
Chemicals and Waste	..
International Waters	..
Impact Program Incentive	..
Enabling Activity	..

Type ($m)	Approved	Allocation
Least Developed Countries Fund (LDCF)	..	..
Special Climate Change Fund (SCCF)	..	

GEF-7 Portfolio Progress

Cuba has disbursed 0.3 percent or $0 million out of its $10.7 million active GEF-7 commitments in national projects.

Distribution of GEF-7 projects by status

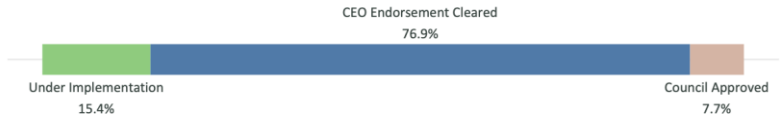

Portfolio of Ongoing Projects

Portfolio of projects across GEF-managed Trust Funds

	Number	GEF financing ($m)	Co-financing ratio (1:X)
GEF TRUST FUND			
National projects	15	40.5	6.1
Regional projects	12	180.7	2.7
GEF-MANAGED TRUST FUNDS			
LDCF projects	0	0.0	..
SCCF projects	0	0.0	..

Distribution by Focal Area

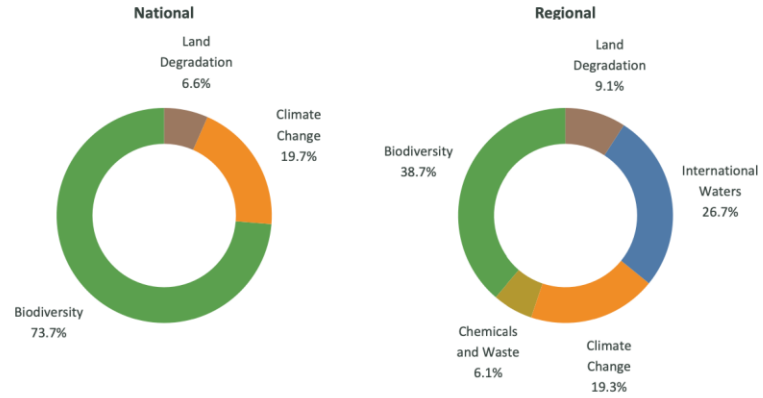

Distribution by Agency



Progress

	Key indicators		Projects rated Moderately Satisfactory or above	
	Disbursement rate (%)	Average age (year)	Implementation progress (%)	Development outcomes (%)
National projects	43	4	88	100
Regional projects	8	4	100	100

COUNTRY FACTSHEET

CZECH REPUBLIC

Up to date as of January 19, 2023

Country Focal Points

	Operational Focal Point	Political Focal Point
	Mr. Premysl Stepanek	**Mr. Michal Pastvinsky**
	Head of Multilateral Relations Unit	Director, Department of International Relations
	Ministry of the Environment of the Czech Republic	Ministry of Environment

GEF-8 Allocations and Commitments

Czech Republic has utilized .. percent of its STAR resources and has **$.. million available for use** out of its $.. million allocation. This utilization rate is .. than the average of GEF countries standing at 1.1 percent.

Utilization of STAR resources

Each dot represents the share of allocated STAR resources utilized by country.



Utilization of resources in $m by focal area.

Additional GEF resources

The following presents commitments made under additional focal areas, set asides and GEF-managed trust funds. Financing amounts represent the full project financing.

Type ($m)	Resources
Chemicals and Waste	..
International Waters	..
Impact Program Incentive	..
Enabling Activity	..

Type ($m)	Approved	Allocation
Least Developed Countries Fund (LDCF)	..	..
Special Climate Change Fund (SCCF)	..	

GEF-7 Portfolio Progress

Czech Republic has disbursed NaN percent or $0 million out of its $0 million active GEF-7 commitments in national projects.

Distribution of GEF-7 projects by status

Portfolio of Ongoing Projects

Portfolio of projects across GEF-managed Trust Funds

	Number	GEF financing ($m)	Co-financing ratio (1:X)
GEF TRUST FUND			
National projects	0	0.0	..
Regional projects	0	0.0	..
GEF-MANAGED TRUST FUNDS			
LDCF projects	0	0.0	..
SCCF projects	0	0.0	..

Distribution by Focal Area

Distribution by Agency

Progress

	Key indicators		Projects rated Moderately Satisfactory or above	
	Disbursement rate (%)	Average age (year)	Implementation progress (%)	Development outcomes (%)
National projects	..	..	..	..
Regional projects	..	..	..	..

COUNTRY FACTSHEET

DJIBOUTI

Up to date as of January 19, 2023

Country Focal Points

Operational Focal Point	Political Focal Point
Mr. Dini Abdallah Omar	**His Excellency Moussa Mohamed Ahmed**
Secretary General	Minister
Ministry of Habitat and Environment	Ministry of Housing, Urban Planning and Environment

GEF-8 Allocations and Commitments

Djibouti has utilized 0 percent of its STAR resources and has **$9.9 million available for use** out of its $9.9 million allocation. This utilization rate is lower than the average of GEF countries standing at 1.1 percent.

Utilization of STAR resources

Each dot represents the share of allocated STAR resources utilized by country.

Utilization of resources in $m by focal area.

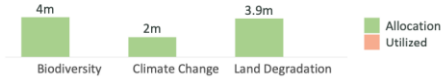

Additional GEF resources

The following presents commitments made under additional focal areas, set asides and GEF-managed trust funds. Financing amounts represent the full project financing.

Type ($m)	Resources
Chemicals and Waste	..
International Waters	..
Impact Program Incentive	..
Enabling Activity	..

Type ($m)	Approved	Allocation
Least Developed Countries Fund (LDCF)	..	20
Special Climate Change Fund (SCCF)	..	

GEF-7 Portfolio Progress

Djibouti has disbursed 0 percent or $0 million out of its $12 million active GEF-7 commitments in national projects.

Distribution of GEF-7 projects by status

Portfolio of Ongoing Projects

Portfolio of projects across GEF-managed Trust Funds

	Number	GEF financing ($m)	Co-financing ratio (1:X)
GEF TRUST FUND			
National projects	5	11.0	4.4
Regional projects	9	78.9	0.3
GEF-MANAGED TRUST FUNDS			
LDCF projects	3	21.4	3.1
SCCF projects	0	0.0	..

Distribution by Focal Area

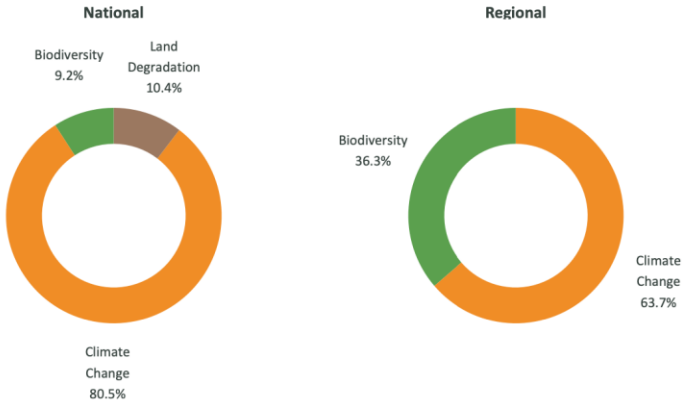

Distribution by Agency

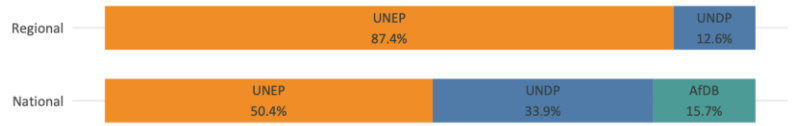

Progress

	Key indicators		Projects rated Moderately Satisfactory or above	
	Disbursement rate (%)	Average age (year)	Implementation progress (%)	Development outcomes (%)
National projects	46	4	40	67
Regional projects	78	8	100	75

COUNTRY FACTSHEET

DOMINICA

Up to date as of January 19, 2023

Country Focal Points

Operational Focal Point	Political Focal Point
Ms. Kimisha Thomas	**Ms. Mandra Fagan**
Senior Policy Advisor	Permanent Secretary
Ministry of Environment, Rural Modernization and Kalinago Upliftment	Ministry of Environment, Rural Modernization and Kalinago Upliftment

GEF-8 Allocations and Commitments

Dominica has utilized 0 percent of its STAR resources and has **$8.8 million available for use** out of its $8.8 million allocation. This utilization rate is lower than the average of GEF countries standing at 1.1 percent.

Utilization of STAR resources

Each dot represents the share of allocated STAR resources utilized by country.

Utilization of resources in $m by focal area.

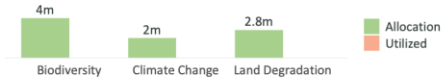

Additional GEF resources

The following presents commitments made under additional focal areas, set asides and GEF-managed trust funds. Financing amounts represent the full project financing.

Type ($m)	Resources
Chemicals and Waste	..
International Waters	..
Impact Program Incentive	..
Enabling Activity	..

Type ($m)	Approved	Allocation
Least Developed Countries Fund (LDCF)	..	..
Special Climate Change Fund (SCCF)	..	

GEF-7 Portfolio Progress

Dominica has disbursed 0 percent or $0 million out of its $3.5 million active GEF-7 commitments in national projects.

Distribution of GEF-7 projects by status

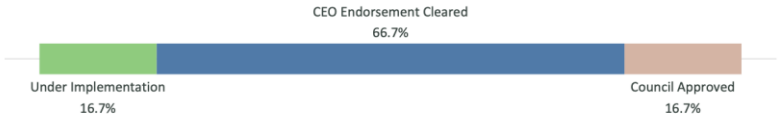

Portfolio of Ongoing Projects

Portfolio of projects across GEF-managed Trust Funds

	Number	GEF financing ($m)	Co-financing ratio (1:X)
GEF TRUST FUND			
National projects	4	7.0	4.6
Regional projects	13	67.2	0.9
GEF-MANAGED TRUST FUNDS			
LDCF projects	0	0.0	..
SCCF projects	0	0.0	..

Distribution by Focal Area

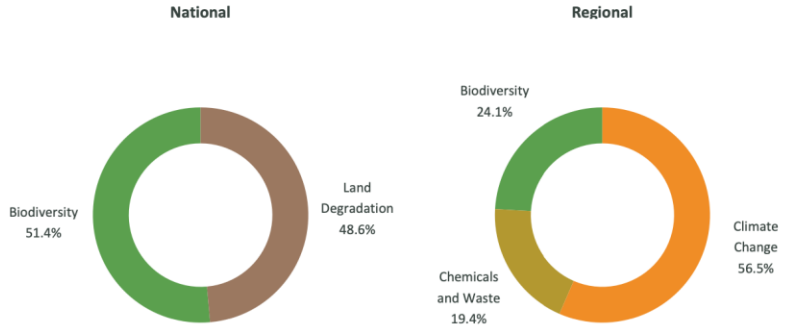

Distribution by Agency

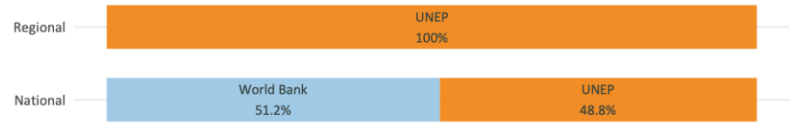

Progress

	Key indicators		Projects rated Moderately Satisfactory or above	
	Disbursement rate (%)	Average age (year)	Implementation progress (%)	Development outcomes (%)
National projects	13	3	50	50
Regional projects	51	6	100	67

COUNTRY FACTSHEET

DOMINICAN REPUBLIC

Up to date as of January 19, 2023

Country Focal Points

Operational Focal Point	Political Focal Point
Ms. Milagros De Camps	**Mr. Jorge Mera Orlando**
Viceministra de Cooperación Internacional	..
Ministro de Medio Ambiente y Recursos Naturales	Ministro de Medio Ambiente y Recursos Naturales

GEF-8 Allocations and Commitments

Dominican Republic has utilized 0 percent of its STAR resources and has **$11.8 million available for use** out of its $11.8 million allocation. This utilization rate is lower than the average of GEF countries standing at 1.1 percent.

Utilization of STAR resources

Each dot represents the share of allocated STAR resources utilized by country.

Utilization of resources in $m by focal area.

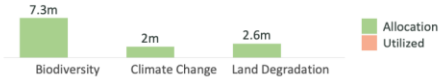

Additional GEF resources

The following presents commitments made under additional focal areas, set asides and GEF-managed trust funds. Financing amounts represent the full project financing.

Type ($m)	Resources
Chemicals and Waste	..
International Waters	..
Impact Program Incentive	..
Enabling Activity	1.7

Type ($m)	Approved	Allocation
Least Developed Countries Fund (LDCF)	..	..
Special Climate Change Fund (SCCF)	..	

GEF-7 Portfolio Progress

Dominican Republic has disbursed 0 percent or $0 million out of its $4.1 million active GEF-7 commitments in national projects.

Distribution of GEF-7 projects by status

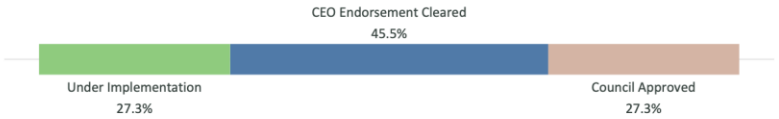

Portfolio of Ongoing Projects

Portfolio of projects across GEF-managed Trust Funds

	Number	GEF financing ($m)	Co-financing ratio (1:X)
GEF TRUST FUND			
National projects	4	15.1	5.7
Regional projects	17	304.9	2.3
GEF-MANAGED TRUST FUNDS			
LDCF projects	0	0.0	..
SCCF projects	0	0.0	..

Distribution by Focal Area

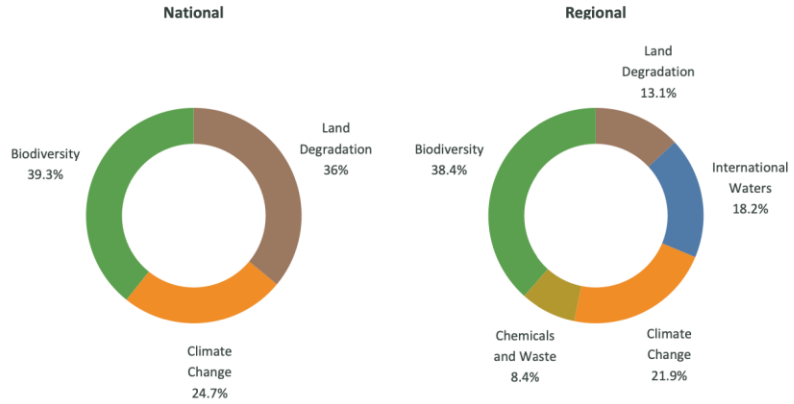

Distribution by Agency

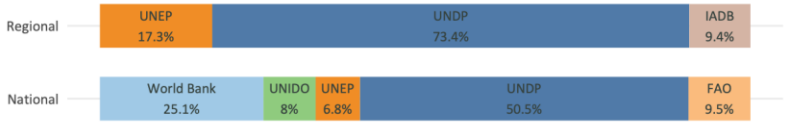

Progress

	Key indicators		Projects rated Moderately Satisfactory or above	
	Disbursement rate (%)	Average age (year)	Implementation progress (%)	Development outcomes (%)
National projects	32	4	100	60
Regional projects	14	5	100	80

COUNTRY FACTSHEET

ECUADOR

Up to date as of January 19, 2023

Country Focal Points

Operational Focal Point	Political Focal Point
Mr. José Luis Naula	**Mr. Walter Schuldt**
Coordinador - Dirección de Cooperación Internacional	Director of Environment and Sustainable Development
Ministerio del Ambiente y Agua del Ecuador	Ministry of Foreign Affairs and Human Mobility

GEF-8 Allocations and Commitments

Ecuador has utilized 0 percent of its STAR resources and has **$39.1 million available for use** out of its $39.1 million allocation. This utilization rate is lower than the average of GEF countries standing at 1.1 percent.

Utilization of STAR resources

Each dot represents the share of allocated STAR resources utilized by country.

Utilization of resources in $m by focal area.

Additional GEF resources

The following presents commitments made under additional focal areas, set asides and GEF-managed trust funds. Financing amounts represent the full project financing.

Type ($m)	Resources
Chemicals and Waste	0.5
International Waters	..
Impact Program Incentive	..
Enabling Activity	..

Type ($m)	Approved	Allocation
Least Developed Countries Fund (LDCF)	..	..
Special Climate Change Fund (SCCF)	..	

GEF-7 Portfolio Progress

Ecuador has disbursed 11.9 percent or $4.1 million out of its $34.6 million active GEF-7 commitments in national projects.

Distribution of GEF-7 projects by status

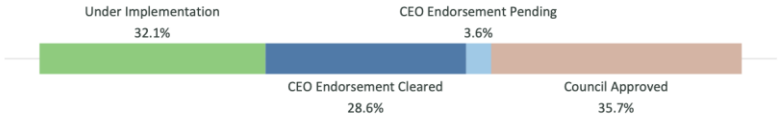

Portfolio of Ongoing Projects

Portfolio of projects across GEF-managed Trust Funds

	Number	GEF financing ($m)	Co-financing ratio (1:X)
GEF TRUST FUND			
National projects	18	62.5	5.5
Regional projects	15	150.8	4.2
GEF-MANAGED TRUST FUNDS			
LDCF projects	0	0.0	..
SCCF projects	0	0.0	..

Distribution by Focal Area

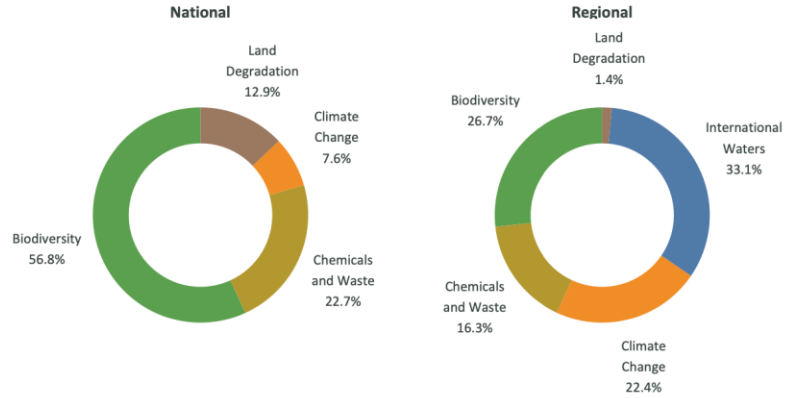

Distribution by Agency

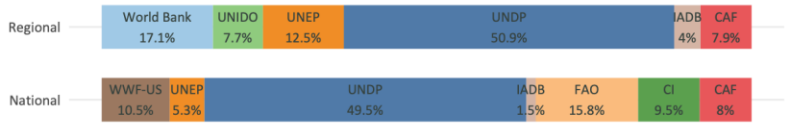

Progress

	Key indicators		Projects rated Moderately Satisfactory or above	
	Disbursement rate (%)	Average age (year)	Implementation progress (%)	Development outcomes (%)
National projects	39	3	100	100
Regional projects	26	7	100	100

COUNTRY FACTSHEET

EGYPT

Up to date as of January 19, 2023

Country Focal Points

	Operational Focal Point	Political Focal Point
	Eng. Ali Abo Sena	..
	Chief Executive Officer	..
	Egyptian Environmental Affairs Agency	..

GEF-8 Allocations and Commitments

Egypt has utilized 0 percent of its STAR resources and has **$14.3 million available for use** out of its $14.3 million allocation. This utilization rate is lower than the average of GEF countries standing at 1.1 percent.

Utilization of STAR resources

Each dot represents the share of allocated STAR resources utilized by country.

Utilization of resources in $m by focal area.

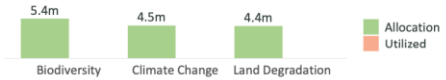

Additional GEF resources

The following presents commitments made under additional focal areas, set asides and GEF-managed trust funds. Financing amounts represent the full project financing.

Type ($m)	Resources
Chemicals and Waste	..
International Waters	..
Impact Program Incentive	..
Enabling Activity	..

Type ($m)	Approved	Allocation
Least Developed Countries Fund (LDCF)	..	..
Special Climate Change Fund (SCCF)	..	

GEF-7 Portfolio Progress

Egypt has disbursed 0 percent or $0 million out of its $12.2 million active GEF-7 commitments in national projects.

Distribution of GEF-7 projects by status

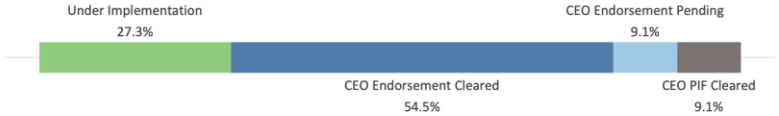

Portfolio of Ongoing Projects

Portfolio of projects across GEF-managed Trust Funds

	Number	GEF financing ($m)	Co-financing ratio (1:X)
GEF TRUST FUND			
National projects	12	39.5	6.5
Regional projects	17	137.5	9.4
GEF-MANAGED TRUST FUNDS			
LDCF projects	0	0.0	..
SCCF projects	1	7.8	4.9

Distribution by Focal Area

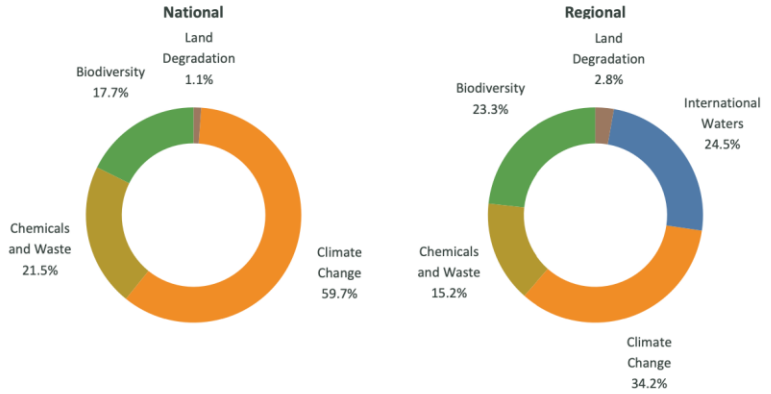

Distribution by Agency

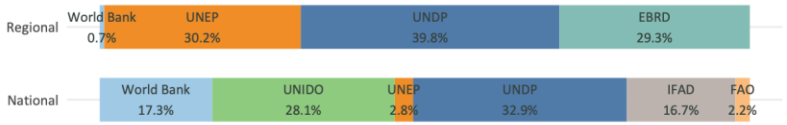

Progress

	Key indicators		Projects rated Moderately Satisfactory or above	
	Disbursement rate (%)	Average age (year)	Implementation progress (%)	Development outcomes (%)
National projects	34	5	100	88
Regional projects	9	6	89	78

COUNTRY FACTSHEET

EL SALVADOR

Up to date as of January 19, 2023

Country Focal Points

Operational Focal Point	Political Focal Point
Ms. Mayra Lourdes Argueta Vda. de Ardon	**Mr. Fernando Andres Lopez Larreynaga**
Manager of International Cooperation and Monitoring	Minister of Environment and Natural Resources
Ministry of Environment and Natural Resources	Ministry of Environment and Natural Resources

GEF-8 Allocations and Commitments

El Salvador has utilized 43.6 percent of its STAR resources and has **$2.9 million available for use** out of its $5.1 million allocation. This utilization rate is higher than the average of GEF countries standing at 1.1 percent.

Utilization of STAR resources

Each dot represents the share of allocated STAR resources utilized by country.

Utilization of resources in $m by focal area.

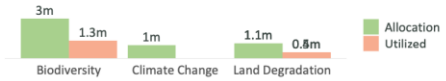

Additional GEF resources

The following presents commitments made under additional focal areas, set asides and GEF-managed trust funds. Financing amounts represent the full project financing.

Type ($m)	Resources
Chemicals and Waste	..
International Waters	..
Impact Program Incentive	..
Enabling Activity	..

Type ($m)	Approved	Allocation
Least Developed Countries Fund (LDCF)	..	..
Special Climate Change Fund (SCCF)	..	

GEF-7 Portfolio Progress

El Salvador has disbursed 0 percent or $0 million out of its $3.6 million active GEF-7 commitments in national projects.

Distribution of GEF-7 projects by status

Portfolio of Ongoing Projects

Portfolio of projects across GEF-managed Trust Funds

	Number	GEF financing ($m)	Co-financing ratio (1:X)
GEF TRUST FUND			
National projects	4	6.5	8.1
Regional projects	8	101.8	2.6
GEF-MANAGED TRUST FUNDS			
LDCF projects	0	0.0	..
SCCF projects	2	7.1	5.9

Distribution by Focal Area

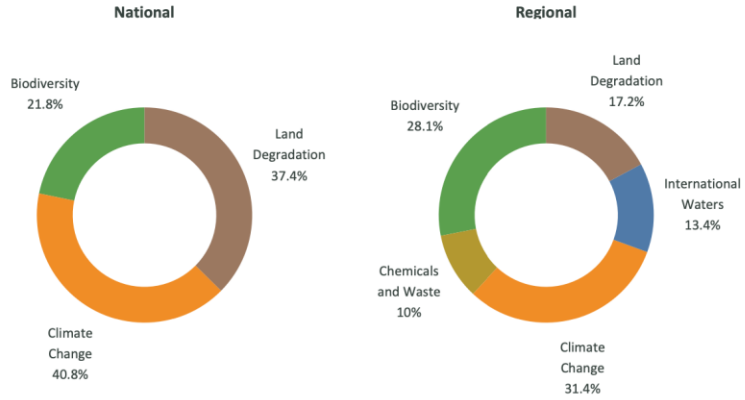

Distribution by Agency

Progress

	Key indicators		Projects rated Moderately Satisfactory or above	
	Disbursement rate (%)	Average age (year)	Implementation progress (%)	Development outcomes (%)
National projects	2	2	0	50
Regional projects	13	4	100	100

COUNTRY FACTSHEET

EQUATORIAL GUINEA

Up to date as of January 19, 2023

Country Focal Points

Operational Focal Point	Political Focal Point
Mr. Antonio Micha Ondo Angue	**H.E. Francisca Eneme Efua**
Director Nacional	Ministra Titular
Instituto Nacional para la Conservacion de Medio Ambiente	Ministerio de Agricultura, Ganadería, Bosques y Medio Ambiente

GEF-8 Allocations and Commitments

Equatorial Guinea has utilized 0 percent of its STAR resources and has **$5 million available for use** out of its $5 million allocation. This utilization rate is lower than the average of GEF countries standing at 1.1 percent.

Utilization of STAR resources

Each dot represents the share of allocated STAR resources utilized by country.

Utilization of resources in $m by focal area.

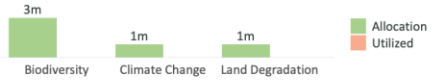

Additional GEF resources

The following presents commitments made under additional focal areas, set asides and GEF-managed trust funds. Financing amounts represent the full project financing.

Type ($m)	Resources
Chemicals and Waste	..
International Waters	..
Impact Program Incentive	..
Enabling Activity	..

Type ($m)	Approved	Allocation
Least Developed Countries Fund (LDCF)	..	..
Special Climate Change Fund (SCCF)	..	

GEF-7 Portfolio Progress

Equatorial Guinea has disbursed 6.8 percent or $0.4 million out of its $6.2 million active GEF-7 commitments in national projects.

Distribution of GEF-7 projects by status

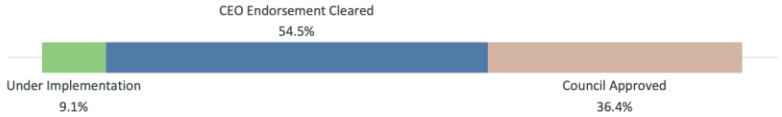

Portfolio of Ongoing Projects

Portfolio of projects across GEF-managed Trust Funds

	Number	GEF financing ($m)	Co-financing ratio (1:X)
GEF TRUST FUND			
National projects	4	15.1	5.7
Regional projects	6	35.2	1.0
GEF-MANAGED TRUST FUNDS			
LDCF projects	0	0.0	..
SCCF projects	0	0.0	..

Distribution by Focal Area

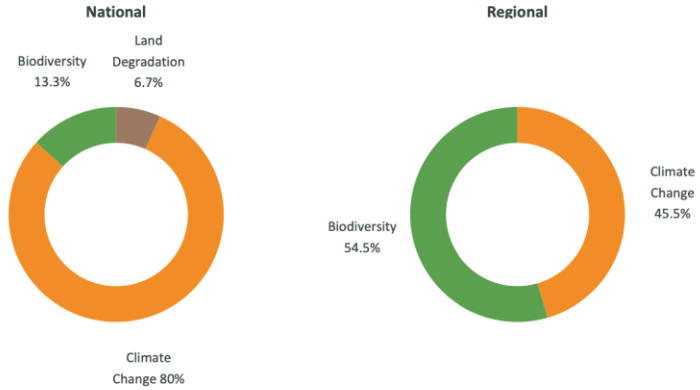

Distribution by Agency

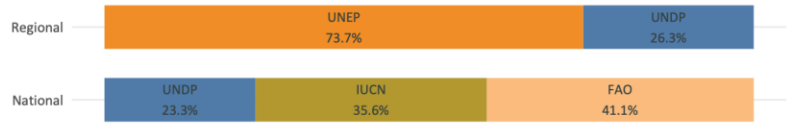

Progress

	Key indicators		Projects rated Moderately Satisfactory or above	
	Disbursement rate (%)	Average age (year)	Implementation progress (%)	Development outcomes (%)
National projects	20	3	100	100
Regional projects	51	9	100	67

COUNTRY FACTSHEET

ERITREA

Up to date as of January 19, 2023

Country Focal Points

Operational Focal Point	Political Focal Point
Mr. Kibrom Asmerom Weldegebriel	**Mr. Tesfai G. Selassie Sebhatu**
Acting DG- Dept of Environment	The Minister
Ministry of Land, Water and Environment	Ministry of Land, Water and Environment

GEF-8 Allocations and Commitments

Eritrea has utilized 0 percent of its STAR resources and has **$9.9 million available for use** out of its $9.9 million allocation. This utilization rate is lower than the average of GEF countries standing at 1.1 percent.

Utilization of STAR resources

Each dot represents the share of allocated STAR resources utilized by country.

Utilization of resources in $m by focal area.

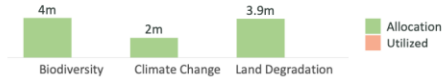

Additional GEF resources

The following presents commitments made under additional focal areas, set asides and GEF-managed trust funds. Financing amounts represent the full project financing.

Type ($m)	Resources
Chemicals and Waste	..
International Waters	..
Impact Program Incentive	..
Enabling Activity	..

Type ($m)	Approved	Allocation
Least Developed Countries Fund (LDCF)	..	20
Special Climate Change Fund (SCCF)	..	

GEF-7 Portfolio Progress

Eritrea has disbursed 0 percent or $0 million out of its $15.7 million active GEF-7 commitments in national projects.

Distribution of GEF-7 projects by status

Portfolio of Ongoing Projects

Portfolio of projects across GEF-managed Trust Funds

	Number	GEF financing ($m)	Co-financing ratio (1:X)
GEF TRUST FUND			
National projects	2	6.1	1.7
Regional projects	12	104.7	0.8
GEF-MANAGED TRUST FUNDS			
LDCF projects	0	0.0	..
SCCF projects	0	0.0	..

Distribution by Focal Area

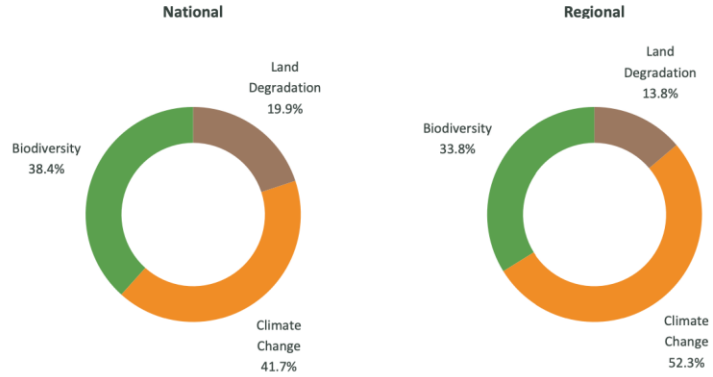

Distribution by Agency

Progress

	Key indicators		Projects rated Moderately Satisfactory or above	
	Disbursement rate (%)	Average age (year)	Implementation progress (%)	Development outcomes (%)
National projects	8	5	0	0
Regional projects	37	5	100	40

COUNTRY FACTSHEET

ESTONIA

Up to date as of January 19, 2023

Country Focal Points

	Operational Focal Point	Political Focal Point
	Ms. Kerli Kiili	**Mr. Meelis Munt**
	Director General, International Affairs Department	Secretary General
	Ministry of the Environment	Ministry of the Environment

GEF-8 Allocations and Commitments

Estonia has utilized .. percent of its STAR resources and has **$.. million available for use** out of its $.. million allocation.
This utilization rate is .. than the average of GEF countries standing at 1.1 percent.

Utilization of STAR resources

Each dot represents the share of allocated STAR resources utilized by country.

Utilization of resources in $m by focal area.

Additional GEF resources

The following presents commitments made under additional focal areas, set asides and GEF-managed trust funds. Financing amounts represent the full project financing.

Type ($m)	Resources
Chemicals and Waste	..
International Waters	..
Impact Program Incentive	..
Enabling Activity	..

Type ($m)	Approved	Allocation
Least Developed Countries Fund (LDCF)	..	..
Special Climate Change Fund (SCCF)	..	

GEF-7 Portfolio Progress

Estonia has disbursed NaN percent or $0 million out of its $0 million active GEF-7 commitments in national projects.

Distribution of GEF-7 projects by status

Portfolio of Ongoing Projects

Portfolio of projects across GEF-managed Trust Funds

	Number	GEF financing ($m)	Co-financing ratio (1:X)
GEF TRUST FUND			
National projects	0	0.0	..
Regional projects	0	0.0	..
GEF-MANAGED TRUST FUNDS			
LDCF projects	0	0.0	..
SCCF projects	0	0.0	..

Distribution by Focal Area

Distribution by Agency

Progress

	Key indicators		Projects rated Moderately Satisfactory or above	
	Disbursement rate (%)	Average age (year)	Implementation progress (%)	Development outcomes (%)
National projects	..	..	..	..
Regional projects	..	..	..	..

COUNTRY FACTSHEET

ESWATINI

Up to date as of January 19, 2023

Country Focal Points

Operational Focal Point	Political Focal Point
Ms. Khangezine Glory Mabuza	**Ms. Khangezine Glory Mabuza**
Principal Secretary	Principal Secretary
Ministry of Tourism and Environmental Affairs	Ministry of Tourism and Environmental Affairs

GEF-8 Allocations and Commitments

Eswatini has utilized 0 percent of its STAR resources and has **$7.5 million available for use** out of its $7.5 million allocation. This utilization rate is lower than the average of GEF countries standing at 1.1 percent.

Utilization of STAR resources

Each dot represents the share of allocated STAR resources utilized by country.

Utilization of resources in $m by focal area.

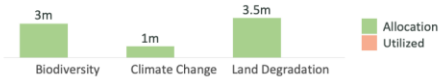

Additional GEF resources

The following presents commitments made under additional focal areas, set asides and GEF-managed trust funds. Financing amounts represent the full project financing.

Type ($m)	Resources
Chemicals and Waste	..
International Waters	..
Impact Program Incentive	..
Enabling Activity	..

Type ($m)	Approved	Allocation
Least Developed Countries Fund (LDCF)	..	..
Special Climate Change Fund (SCCF)	..	

GEF-7 Portfolio Progress

Eswatini has disbursed 0 percent or $0 million out of its $0.9 million active GEF-7 commitments in national projects.

Distribution of GEF-7 projects by status

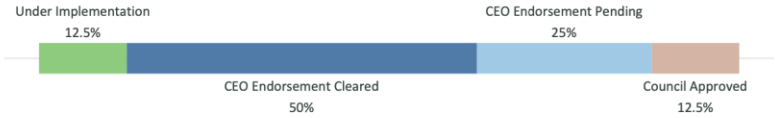

Portfolio of Ongoing Projects

Portfolio of projects across GEF-managed Trust Funds

	Number	GEF financing ($m)	Co-financing ratio (1:X)
GEF TRUST FUND			
National projects	2	8.1	8.4
Regional projects	14	134.4	3.2
GEF-MANAGED TRUST FUNDS			
LDCF projects	0	0.0	..
SCCF projects	0	0.0	..

Distribution by Focal Area

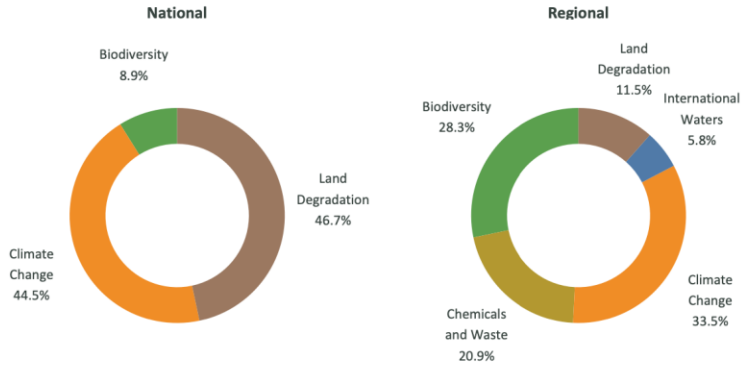

Distribution by Agency

Progress

	Key indicators		Projects rated Moderately Satisfactory or above	
	Disbursement rate (%)	Average age (year)	Implementation progress (%)	Development outcomes (%)
National projects	43	4	100	100
Regional projects	27	6	67	75

COUNTRY FACTSHEET

ETHIOPIA

Up to date as of January 19, 2023

Country Focal Points

Operational Focal Point	Political Focal Point
Mr. Kasahun Wakoya Nikusa	**H.E. Dr. Getahun Garedew**
Acting Director General, Resource Mobilization and Project Administration	Director General
Environment, Forest and Climate Change Commission	Ethiopian Environmental Protection Authority

GEF-8 Allocations and Commitments

Ethiopia has utilized 0 percent of its STAR resources and has **$23.8 million available for use** out of its $23.8 million allocation. This utilization rate is lower than the average of GEF countries standing at 1.1 percent.

Utilization of STAR resources

Each dot represents the share of allocated STAR resources utilized by country.

Utilization of resources in $m by focal area.

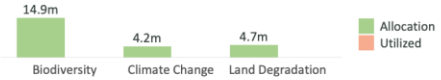

Additional GEF resources

The following presents commitments made under additional focal areas, set asides and GEF-managed trust funds. Financing amounts represent the full project financing.

Type ($m)	Resources
Chemicals and Waste	..
International Waters	..
Impact Program Incentive	..
Enabling Activity	..

Type ($m)	Approved	Allocation
Least Developed Countries Fund (LDCF)	..	20
Special Climate Change Fund (SCCF)	..	

GEF-7 Portfolio Progress

Ethiopia has disbursed 0 percent or $0 million out of its $35.2 million active GEF-7 commitments in national projects.

Distribution of GEF-7 projects by status

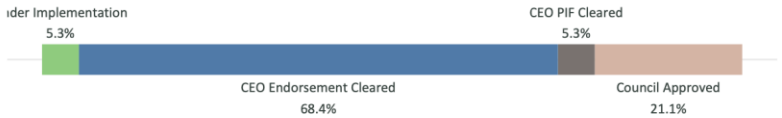

Portfolio of Ongoing Projects

Portfolio of projects across GEF-managed Trust Funds

	Number	GEF financing ($m)	Co-financing ratio (1:X)
GEF TRUST FUND			
National projects	10	53.3	10.1
Regional projects	20	198.2	3.9
GEF-MANAGED TRUST FUNDS			
LDCF projects	3	21.0	4.4
SCCF projects	0	0.0	..

Distribution by Focal Area

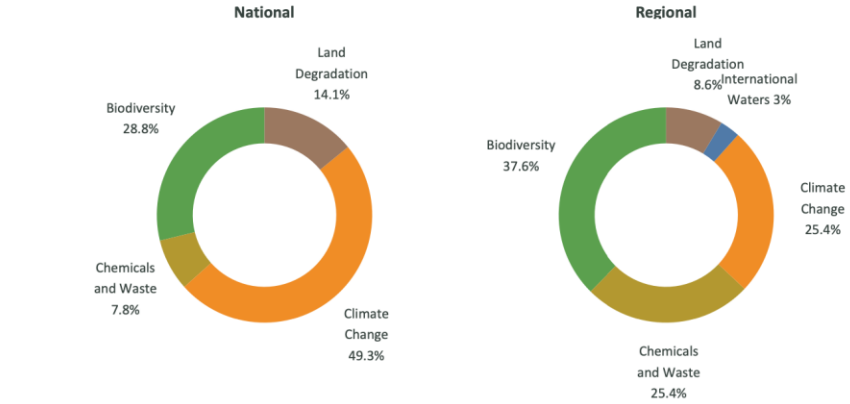

Distribution by Agency

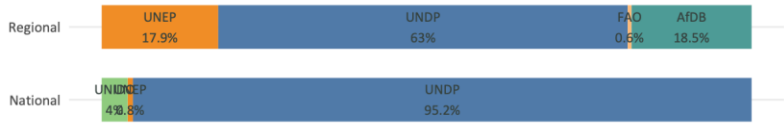

Progress

	Key indicators		Projects rated Moderately Satisfactory or above	
	Disbursement rate (%)	Average age (year)	Implementation progress (%)	Development outcomes (%)
National projects	41	4	88	88
Regional projects	15	5	75	88

COUNTRY FACTSHEET

FIJI

Up to date as of December 02, 2022

Country Focal Points

Operational Focal Point	Political Focal Point
Mr. Joshua WYCLIFFE	**H.E. Ratu Naivakarurubalavu SOLO MARA**
Permanent Secretary	Fiji's Ambassador to the United States of America
Ministry of Waterways & Environment	Fiji Embassy, DC

GEF-8 Allocations and Commitments

Fiji has utilized 0 percent of its STAR resources and has **$12 million available for use** out of its $12 million allocation. This utilization rate is lower than the average of GEF countries standing at 0.8 percent.

Utilization of STAR resources

Each dot represents the share of allocated STAR resources utilized by country.

Utilization of resources in $m by focal area.

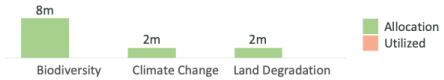

Additional GEF resources

The following presents commitments made under additional focal areas, set asides and GEF-managed trust funds. Financing amounts represent the full project financing.

Type ($m)	Resources
Chemicals and Waste	..
International Waters	..
Impact Program Incentive	..
Enabling Activity	..

Type ($m)	Approved	Allocation
Least Developed Countries Fund (LDCF)	..	..
Special Climate Change Fund (SCCF)	..	

GEF-7 Portfolio Progress

Fiji has disbursed 0 percent or $0 million out of its $8.7 million active GEF-7 commitments in national projects.

Distribution of GEF-7 projects by status

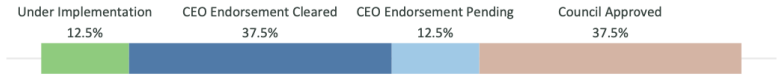

Portfolio of Ongoing Projects

Portfolio of projects across GEF-managed Trust Funds

	Number	GEF financing ($m)	Co-financing ratio (1:X)
GEF TRUST FUND			
National projects	7	21.8	5.6
Regional projects	14	198.7	2.0
GEF-MANAGED TRUST FUNDS			
LDCF projects	0	0.0	..
SCCF projects	1	1.0	7.3

Distribution by Focal Area

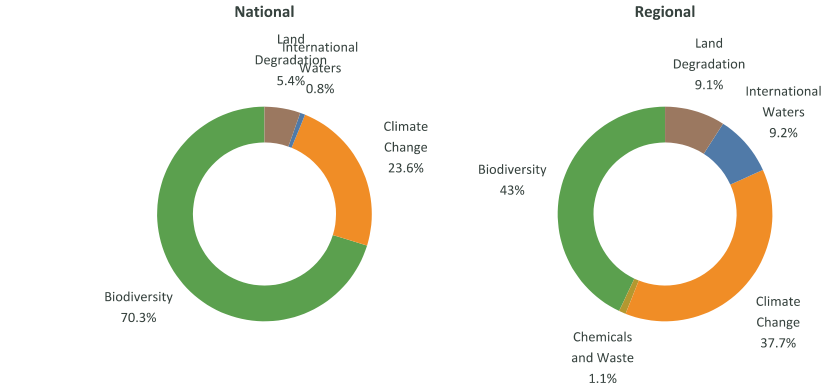

Distribution by Agency



Progress

	Key indicators		Projects rated Moderately Satisfactory or above	
	Disbursement rate (%)	Average age (year)	Implementation progress (%)	Development outcomes (%)
National projects	41	3	0	0
Regional projects	12	6	100	67

COUNTRY FACTSHEET

GABON

Up to date as of January 19, 2023

Country Focal Points

Operational Focal Point	Political Focal Point
Monsieur Stanislas Stephen Mouba Olouna	..
Directeur General	..
Direction General de l'Environnement et de la Protection de la Nature	..

GEF-8 Allocations and Commitments

Gabon has utilized 0 percent of its STAR resources and has **$7.2 million available for use** out of its $7.2 million allocation. This utilization rate is lower than the average of GEF countries standing at 1.1 percent.

Utilization of STAR resources

Each dot represents the share of allocated STAR resources utilized by country.

Utilization of resources in $m by focal area.

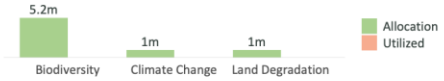

Additional GEF resources

The following presents commitments made under additional focal areas, set asides and GEF-managed trust funds. Financing amounts represent the full project financing.

Type ($m)	Resources
Chemicals and Waste	..
International Waters	..
Impact Program Incentive	..
Enabling Activity	..

Type ($m)	Approved	Allocation
Least Developed Countries Fund (LDCF)	..	..
Special Climate Change Fund (SCCF)	..	

GEF-7 Portfolio Progress

Gabon has disbursed 0 percent or $0 million out of its $6.6 million active GEF-7 commitments in national projects.

Distribution of GEF-7 projects by status

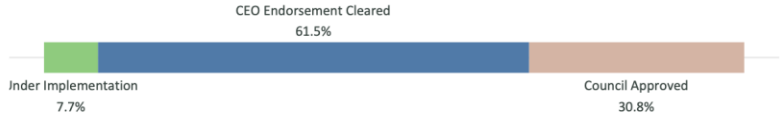

Portfolio of Ongoing Projects

Portfolio of projects across GEF-managed Trust Funds

	Number	GEF financing ($m)	Co-financing ratio (1:X)
GEF TRUST FUND			
National projects	6	16.5	5.4
Regional projects	12	107.6	1.0
GEF-MANAGED TRUST FUNDS			
LDCF projects	0	0.0	..
SCCF projects	0	0.0	..

Distribution by Focal Area

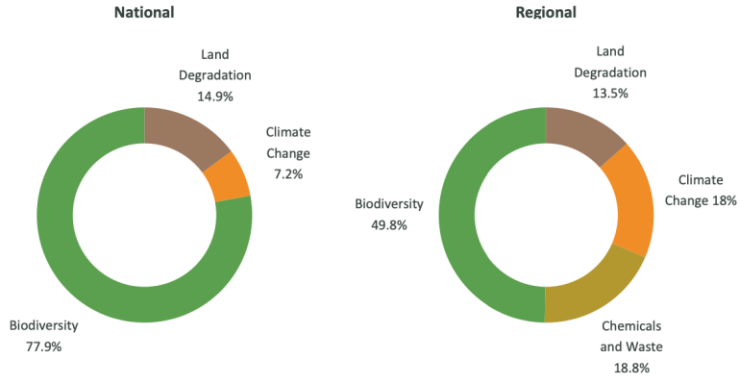

Distribution by Agency

Progress

	Key indicators		Projects rated Moderately Satisfactory or above	
	Disbursement rate (%)	Average age (year)	Implementation progress (%)	Development outcomes (%)
National projects	55	5	50	50
Regional projects	10	6	100	50

COUNTRY FACTSHEET

GAMBIA

Up to date as of January 19, 2023

Country Focal Points

	Operational Focal Point	Political Focal Point
	Dr. Badgie Dawda	..
	Executive Director	..
	National Environment Agency	..

GEF-8 Allocations and Commitments

Gambia has utilized 0 percent of its STAR resources and has **$12.1 million available for use** out of its $12.1 million allocation. This utilization rate is lower than the average of GEF countries standing at 1.1 percent.

Utilization of STAR resources

Each dot represents the share of allocated STAR resources utilized by country.

Utilization of resources in $m by focal area.

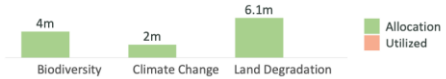

Additional GEF resources

The following presents commitments made under additional focal areas, set asides and GEF-managed trust funds. Financing amounts represent the full project financing.

Type ($m)	Resources
Chemicals and Waste	..
International Waters	..
Impact Program Incentive	..
Enabling Activity	..

Type ($m)	Approved	Allocation
Least Developed Countries Fund (LDCF)	..	20
Special Climate Change Fund (SCCF)	..	

GEF-7 Portfolio Progress

Gambia has disbursed 0 percent or $0 million out of its $17.8 million active GEF-7 commitments in national projects.

Distribution of GEF-7 projects by status

Portfolio of Ongoing Projects

Portfolio of projects across GEF-managed Trust Funds

	Number	GEF financing ($m)	Co-financing ratio (1:X)
GEF TRUST FUND			
National projects	9	22.8	4.1
Regional projects	15	242.3	2.7
GEF-MANAGED TRUST FUNDS			
LDCF projects	4	25.4	3.1
SCCF projects	0	0.0	..

Distribution by Focal Area

National

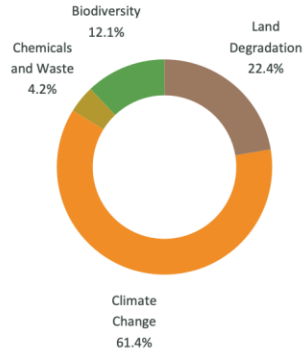

Regional

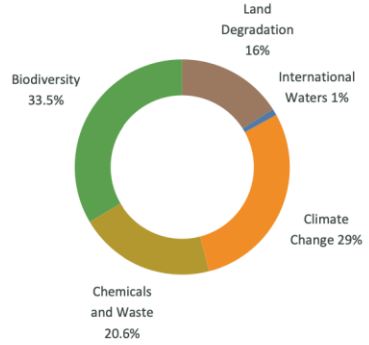

Distribution by Agency

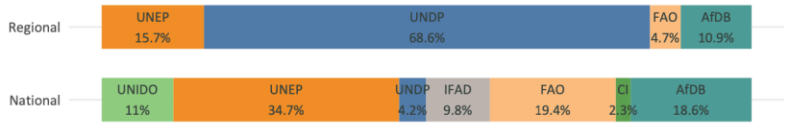

Progress

	Key indicators		Projects rated Moderately Satisfactory or above	
	Disbursement rate (%)	Average age (year)	Implementation progress (%)	Development outcomes (%)
National projects	35	4	100	75
Regional projects	22	6	75	67

COUNTRY FACTSHEET

GEORGIA

Up to date as of January 19, 2023

Country Focal Points

Operational Focal Point	Political Focal Point
Ms. Nino Tkhilava	**His Excellency Levan Davitashvili**
Head of Department	Minister
Ministry of Environmental Protection and Agriculture of Georgia	Ministry of Environmental Protection and Agriculture of Georgia

GEF-8 Allocations and Commitments

Georgia has utilized 0 percent of its STAR resources and has **$7 million available for use** out of its $7 million allocation. This utilization rate is lower than the average of GEF countries standing at 1.1 percent.

Utilization of STAR resources

Each dot represents the share of allocated STAR resources utilized by country.

Utilization of resources in $m by focal area.

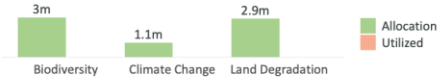

Additional GEF resources

The following presents commitments made under additional focal areas, set asides and GEF-managed trust funds. Financing amounts represent the full project financing.

Type ($m)	Resources
Chemicals and Waste	..
International Waters	..
Impact Program Incentive	..
Enabling Activity	..

Type ($m)	Approved	Allocation
Least Developed Countries Fund (LDCF)	..	..
Special Climate Change Fund (SCCF)	..	

GEF-7 Portfolio Progress

Georgia has disbursed 13.6 percent or $1 million out of its $7.6 million active GEF-7 commitments in national projects.

Distribution of GEF-7 projects by status

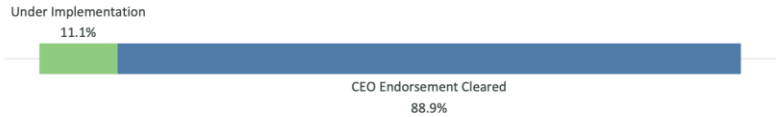

Portfolio of Ongoing Projects

Portfolio of projects across GEF-managed Trust Funds

	Number	GEF financing ($m)	Co-financing ratio (1:X)
GEF TRUST FUND			
National projects	9	15.6	7.9
Regional projects	10	65.4	5.8
GEF-MANAGED TRUST FUNDS			
LDCF projects	0	0.0	..
SCCF projects	0	0.0	..

Distribution by Focal Area

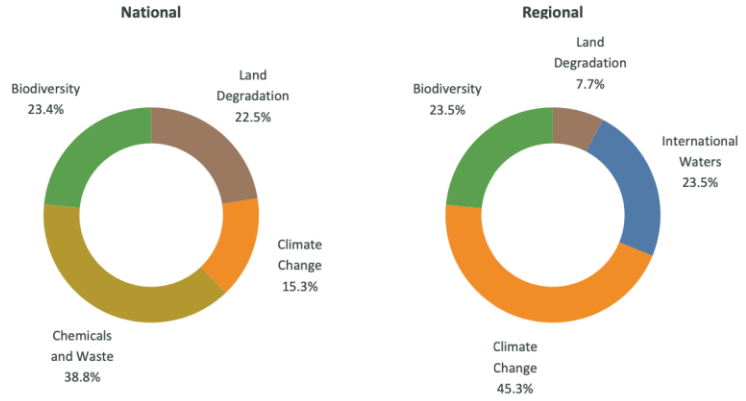

Distribution by Agency

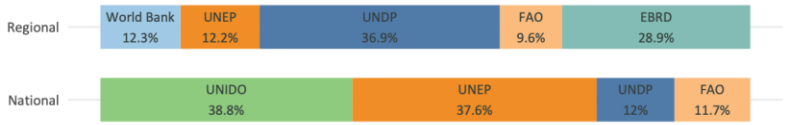

Progress

	Key indicators		Projects rated Moderately Satisfactory or above	
	Disbursement rate (%)	Average age (year)	Implementation progress (%)	Development outcomes (%)
National projects	33	3	100	100
Regional projects	1	4	100	100

COUNTRY FACTSHEET

GHANA

Up to date as of January 19, 2023

Country Focal Points

Operational Focal Point	Political Focal Point
Mr. Isaac Charles Acquah Jnr.	**Dr, Kwaku Afriyie**
Chief Programme Officer	Hon. Minister
Environmental Protection Agency	Ministry of Environment, Science, Technology and Innovation

GEF-8 Allocations and Commitments

Ghana has utilized 0 percent of its STAR resources and has **$11.7 million available for use** out of its $11.7 million allocation. This utilization rate is lower than the average of GEF countries standing at 1.1 percent.

Utilization of STAR resources

Each dot represents the share of allocated STAR resources utilized by country.

Utilization of resources in $m by focal area.

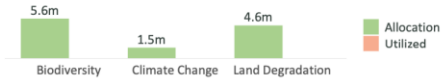

Additional GEF resources

The following presents commitments made under additional focal areas, set asides and GEF-managed trust funds. Financing amounts represent the full project financing.

Type ($m)	Resources
Chemicals and Waste	..
International Waters	..
Impact Program Incentive	..
Enabling Activity	..

Type ($m)	Approved	Allocation
Least Developed Countries Fund (LDCF)	..	..
Special Climate Change Fund (SCCF)	..	

GEF-7 Portfolio Progress

Ghana has disbursed 50.5 percent or $13.6 million out of its $27 million active GEF-7 commitments in national projects.

Distribution of GEF-7 projects by status

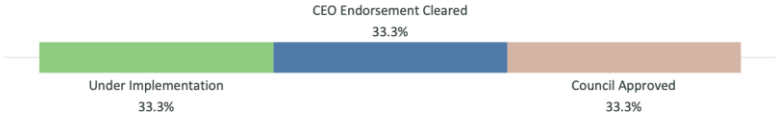

Portfolio of Ongoing Projects

Portfolio of projects across GEF-managed Trust Funds

	Number	GEF financing ($m)	Co-financing ratio (1:X)
GEF TRUST FUND			
National projects	7	36.7	8.4
Regional projects	13	160.3	1.7
GEF-MANAGED TRUST FUNDS			
LDCF projects	0	0.0	..
SCCF projects	0	0.0	..

Distribution by Focal Area

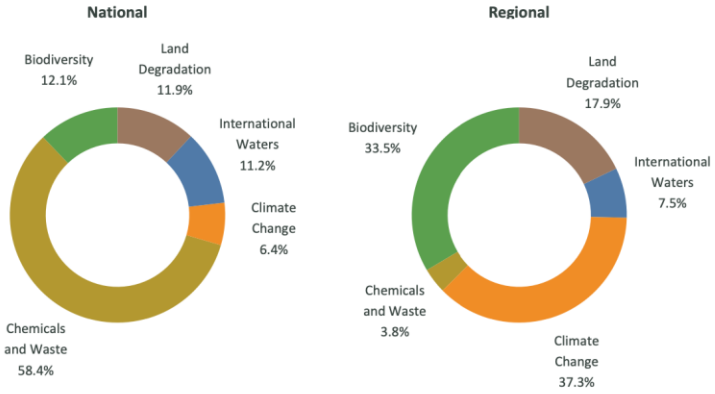

Distribution by Agency



Progress

	Key indicators		Projects rated Moderately Satisfactory or above	
	Disbursement rate (%)	Average age (year)	Implementation progress (%)	Development outcomes (%)
National projects	64	2	100	75
Regional projects	9	8	100	50

COUNTRY FACTSHEET

GRENADA

Up to date as of January 19, 2023

Country Focal Points

Operational Focal Point	Political Focal Point
Dr. Kelvin Michael George	**Hon. Simon Stiell**
Director	Minister for Climate Resilience, the Environnment, Forestry, Fisheries, Disaster Management and Information
Ministry of Finance, Planning, Economic Development and Physical Development	Ministry for Climate Resilience

GEF-8 Allocations and Commitments

Grenada has utilized 0 percent of its STAR resources and has **$8 million available for use** out of its $8 million allocation. This utilization rate is lower than the average of GEF countries standing at 1.1 percent.

Utilization of STAR resources

Each dot represents the share of allocated STAR resources utilized by country.

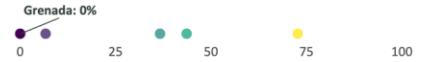

Utilization of resources in $m by focal area.

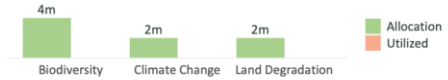

Additional GEF resources

The following presents commitments made under additional focal areas, set asides and GEF-managed trust funds. Financing amounts represent the full project financing.

Type ($m)	Resources
Chemicals and Waste	..
International Waters	..
Impact Program Incentive	..
Enabling Activity	..

Type ($m)	Approved	Allocation
Least Developed Countries Fund (LDCF)	..	..
Special Climate Change Fund (SCCF)	..	

GEF-7 Portfolio Progress

Grenada has disbursed 0 percent or $0 million out of its $1.1 million active GEF-7 commitments in national projects.

Distribution of GEF-7 projects by status

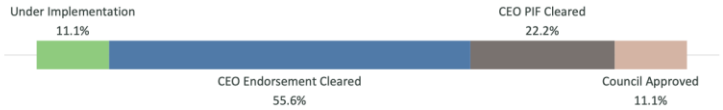

Portfolio of Ongoing Projects

Portfolio of projects across GEF-managed Trust Funds

	Number	GEF financing ($m)	Co-financing ratio (1:X)
GEF TRUST FUND			
National projects	3	4.9	4.1
Regional projects	14	188.4	2.4
GEF-MANAGED TRUST FUNDS			
LDCF projects	0	0.0	..
SCCF projects	0	0.0	..

Distribution by Focal Area

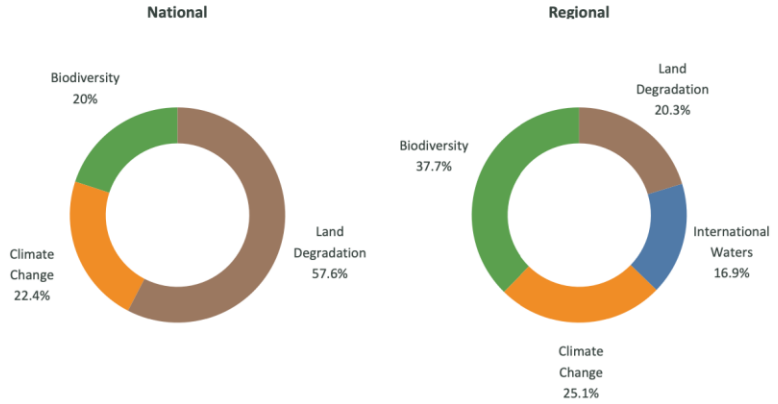

Distribution by Agency



Progress

	Key indicators		Projects rated Moderately Satisfactory or above	
	Disbursement rate (%)	Average age (year)	Implementation progress (%)	Development outcomes (%)
National projects	13	2	0	0
Regional projects	15	5	100	86

COUNTRY FACTSHEET

GUATEMALA

Up to date as of January 19, 2023

Country Focal Points

Operational Focal Point	Political Focal Point
Ms. Jenifer Andrea Calderón Cintora	**Mr. Fredy Antonio Chiroy Barreno**
Chief International Cooperation Unit	Vice Minister of Natural Resources and Climate Change
Ministry of Environment and Natural Resources of Guatemala	Ministry of Environment of Natural Resources of Guatemala

GEF-8 Allocations and Commitments

Guatemala has utilized 0 percent of its STAR resources and has **$11.3 million available for use** out of its $11.3 million allocation. This utilization rate is lower than the average of GEF countries standing at 1.1 percent.

Utilization of STAR resources

Each dot represents the share of allocated STAR resources utilized by country.

Utilization of resources in $m by focal area.

Additional GEF resources

The following presents commitments made under additional focal areas, set asides and GEF-managed trust funds. Financing amounts represent the full project financing.

Type ($m)	Resources
Chemicals and Waste	..
International Waters	..
Impact Program Incentive	..
Enabling Activity	..

Type ($m)	Approved	Allocation
Least Developed Countries Fund (LDCF)	..	..
Special Climate Change Fund (SCCF)	..	

GEF-7 Portfolio Progress

Guatemala has disbursed 0 percent or $0 million out of its $13.7 million active GEF-7 commitments in national projects.

Distribution of GEF-7 projects by status

Portfolio of Ongoing Projects

Portfolio of projects across GEF-managed Trust Funds

	Number	GEF financing ($m)	Co-financing ratio (1:X)
GEF TRUST FUND			
National projects	8	29.4	4.4
Regional projects	16	149.7	5.0
GEF-MANAGED TRUST FUNDS			
LDCF projects	0	0.0	..
SCCF projects	0	0.0	..

Distribution by Focal Area

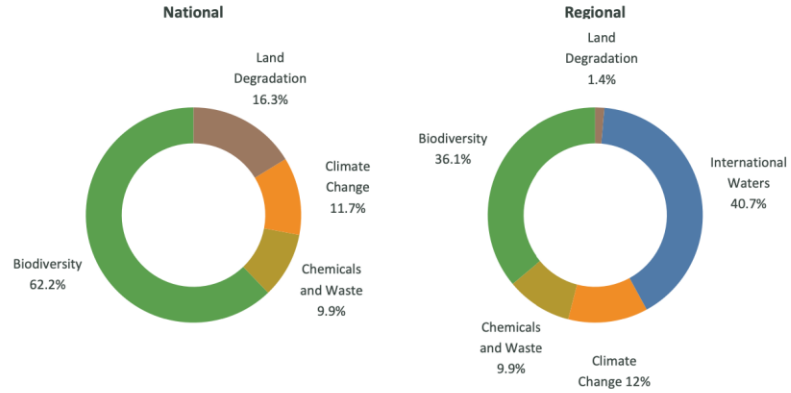

Distribution by Agency

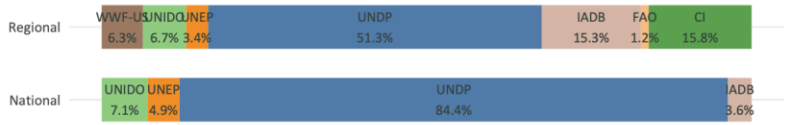

Progress

	Key indicators		Projects rated Moderately Satisfactory or above	
	Disbursement rate (%)	Average age (year)	Implementation progress (%)	Development outcomes (%)
National projects	23	4	67	100
Regional projects	15	4	60	60

COUNTRY FACTSHEET

GUINEA-BISSAU

Up to date as of January 19, 2023

Country Focal Points

Operational Focal Point	Political Focal Point
Mr. Lourenco Antonio Vaz	**Mr. Viriato Luis Soarese Cassama**
General Director of Environment	Minister
Ministry of Natural Resources	Ministry of Environment and Biodiversity

GEF-8 Allocations and Commitments

Guinea-Bissau has utilized 0 percent of its STAR resources and has **$8.2 million available for use** out of its $8.2 million allocation. This utilization rate is lower than the average of GEF countries standing at 1.1 percent.

Utilization of STAR resources

Each dot represents the share of allocated STAR resources utilized by country.

Utilization of resources in $m by focal area.

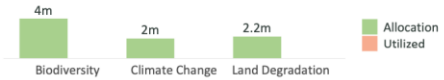

Additional GEF resources

The following presents commitments made under additional focal areas, set asides and GEF-managed trust funds. Financing amounts represent the full project financing.

Type ($m)	Resources
Chemicals and Waste	..
International Waters	..
Impact Program Incentive	..
Enabling Activity	..

Type ($m)	Approved	Allocation
Least Developed Countries Fund (LDCF)	..	20
Special Climate Change Fund (SCCF)	..	

GEF-7 Portfolio Progress

Guinea-Bissau has disbursed 0 percent or $0 million out of its $4.8 million active GEF-7 commitments in national projects.

Distribution of GEF-7 projects by status

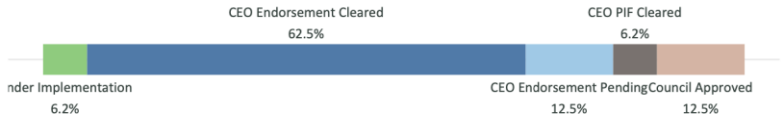

Portfolio of Ongoing Projects

Portfolio of projects across GEF-managed Trust Funds

	Number	GEF financing ($m)	Co-financing ratio (1:X)
GEF TRUST FUND			
National projects	6	13.5	5.9
Regional projects	15	149.8	0.9
GEF-MANAGED TRUST FUNDS			
LDCF projects	1	12.0	4.9
SCCF projects	0	0.0	..

Distribution by Focal Area

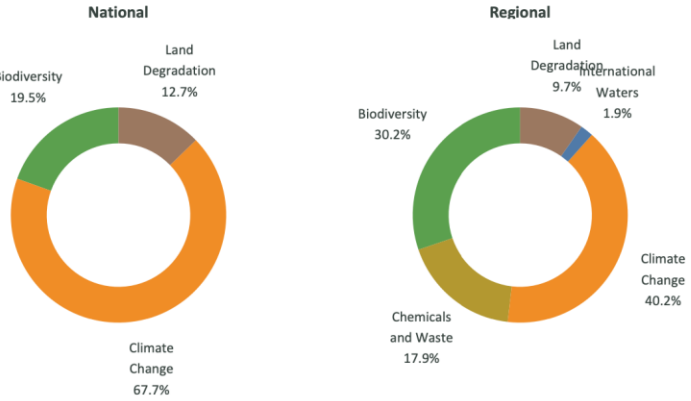

Distribution by Agency

Progress

	Key indicators		Projects rated Moderately Satisfactory or above	
	Disbursement rate (%)	Average age (year)	Implementation progress (%)	Development outcomes (%)
National projects	14	4	33	33
Regional projects	30	6	100	60

COUNTRY FACTSHEET

GUINEA

Up to date as of January 19, 2023

Country Focal Points

Operational Focal Point	Political Focal Point
Mr. Fodé Toure	**Ms. Louopou Lamah**
General Director of Environment and Natural Capital Fund	Minister
Ministry of Environment and Sustainable Development	Ministry of Environment and Sustainable Development

GEF-8 Allocations and Commitments

Guinea has utilized 0 percent of its STAR resources and has **$11.2 million available for use** out of its $11.2 million allocation. This utilization rate is lower than the average of GEF countries standing at 1.1 percent.

Utilization of STAR resources

Each dot represents the share of allocated STAR resources utilized by country.

Utilization of resources in $m by focal area.

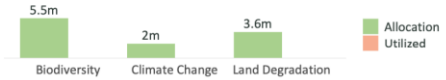

Additional GEF resources

The following presents commitments made under additional focal areas, set asides and GEF-managed trust funds. Financing amounts represent the full project financing.

Type ($m)	Resources
Chemicals and Waste	..
International Waters	..
Impact Program Incentive	..
Enabling Activity	..

Type ($m)	Approved	Allocation
Least Developed Countries Fund (LDCF)	..	20
Special Climate Change Fund (SCCF)	..	

GEF-7 Portfolio Progress

Guinea has disbursed 0 percent or $0 million out of its $23.7 million active GEF-7 commitments in national projects.

Distribution of GEF-7 projects by status

Portfolio of Ongoing Projects

Portfolio of projects across GEF-managed Trust Funds

	Number	GEF financing ($m)	Co-financing ratio (1:X)
GEF TRUST FUND			
National projects	7	23.3	4.9
Regional projects	14	174.8	8.7
GEF-MANAGED TRUST FUNDS			
LDCF projects	3	21.9	8
SCCF projects	0	0.0	..

Distribution by Focal Area

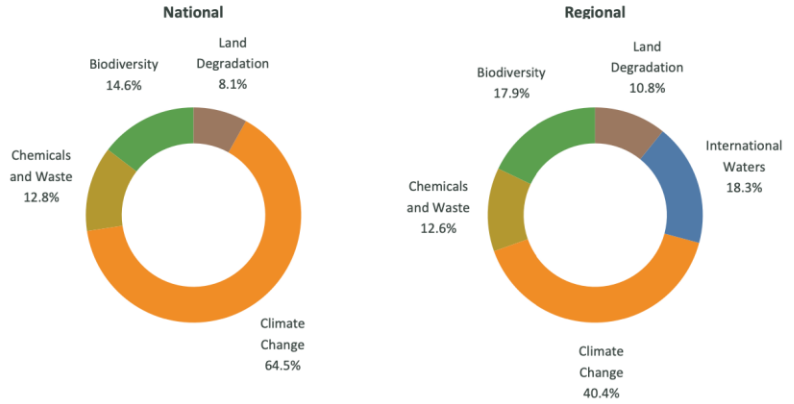

Distribution by Agency

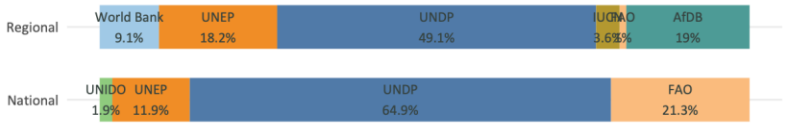

Progress

	Key indicators		Projects rated Moderately Satisfactory or above	
	Disbursement rate (%)	Average age (year)	Implementation progress (%)	Development outcomes (%)
National projects	35	4	100	75
Regional projects	26	6	83	62

COUNTRY FACTSHEET

GUYANA

Up to date as of January 19, 2023

Country Focal Points

Operational Focal Point	Political Focal Point
Mr. Kemraj Parsram	**Hon. Dr. Bharrat Jagdeo**
Executive Director	Vice President
Environmental Protection Agency	Office of the President

GEF-8 Allocations and Commitments

Guyana has utilized 0 percent of its STAR resources and has **$8.1 million available for use** out of its $8.1 million allocation. This utilization rate is lower than the average of GEF countries standing at 1.1 percent.

Utilization of STAR resources

Each dot represents the share of allocated STAR resources utilized by country.

Utilization of resources in $m by focal area.

Additional GEF resources

The following presents commitments made under additional focal areas, set asides and GEF-managed trust funds. Financing amounts represent the full project financing.

Type ($m)	Resources
Chemicals and Waste	..
International Waters	..
Impact Program Incentive	..
Enabling Activity	..

Type ($m)	Approved	Allocation
Least Developed Countries Fund (LDCF)	..	..
Special Climate Change Fund (SCCF)	..	

GEF-7 Portfolio Progress

Guyana has disbursed 2.6 percent or $0.2 million out of its $5.9 million active GEF-7 commitments in national projects.

Distribution of GEF-7 projects by status

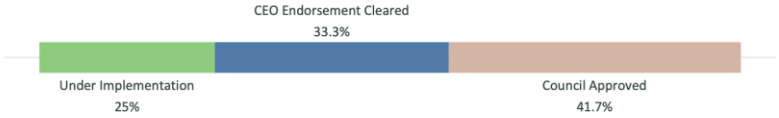

Portfolio of Ongoing Projects

Portfolio of projects across GEF-managed Trust Funds

	Number	GEF financing ($m)	Co-financing ratio (1:X)
GEF TRUST FUND			
National projects	8	20.9	3.3
Regional projects	15	125.4	5.3
GEF-MANAGED TRUST FUNDS			
LDCF projects	0	0.0	..
SCCF projects	0	0.0	..

Distribution by Focal Area

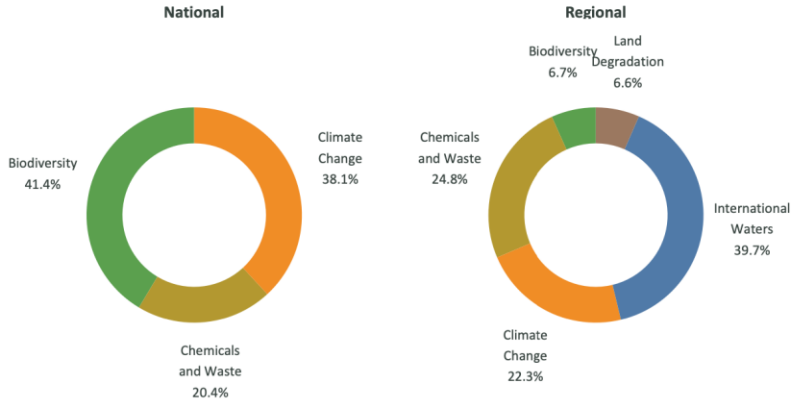

Distribution by Agency

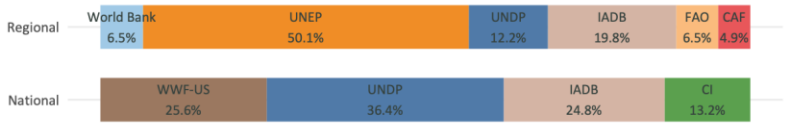

Progress

	Key indicators		Projects rated Moderately Satisfactory or above	
	Disbursement rate (%)	Average age (year)	Implementation progress (%)	Development outcomes (%)
National projects	40	5	40	40
Regional projects	28	4	100	75

COUNTRY FACTSHEET

HAITI

Up to date as of January 19, 2023

Country Focal Points

Operational Focal Point	Political Focal Point
Mr. Joseph Astrel	**Mr. James Cadet**
General Director	Minister
Ministry of Environment	Ministry of Environment

GEF-8 Allocations and Commitments

Haiti has utilized 0 percent of its STAR resources and has **$11.7 million available for use** out of its $11.7 million allocation. This utilization rate is lower than the average of GEF countries standing at 1.1 percent.

Utilization of STAR resources

Each dot represents the share of allocated STAR resources utilized by country.

Utilization of resources in $m by focal area.

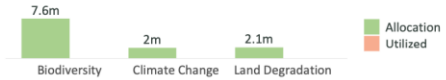

Additional GEF resources

The following presents commitments made under additional focal areas, set asides and GEF-managed trust funds. Financing amounts represent the full project financing.

Type ($m)	Resources
Chemicals and Waste	..
International Waters	..
Impact Program Incentive	..
Enabling Activity	1.7

Type ($m)	Approved	Allocation
Least Developed Countries Fund (LDCF)	..	20
Special Climate Change Fund (SCCF)	..	

GEF-7 Portfolio Progress

Haiti has disbursed 0 percent or $0 million out of its $15.2 million active GEF-7 commitments in national projects.

Distribution of GEF-7 projects by status

Portfolio of Ongoing Projects

Portfolio of projects across GEF-managed Trust Funds

	Number	GEF financing ($m)	Co-financing ratio (1:X)
GEF TRUST FUND			
National projects	4	14.4	7.9
Regional projects	9	104.6	1.7
GEF-MANAGED TRUST FUNDS			
LDCF projects	3	15.0	4.9
SCCF projects	0	0.0	..

Distribution by Focal Area

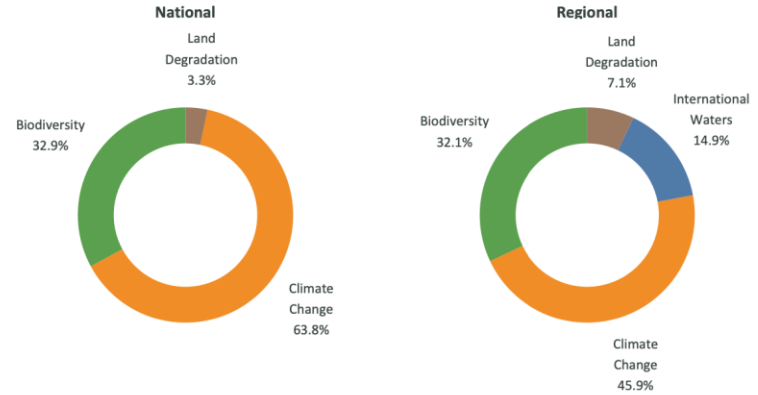

Distribution by Agency

Progress

	Key indicators		Projects rated Moderately Satisfactory or above	
	Disbursement rate (%)	Average age (year)	Implementation progress (%)	Development outcomes (%)
National projects	22	3	67	67
Regional projects	25	7	100	50

COUNTRY FACTSHEET

HONDURAS

Up to date as of January 19, 2023

Country Focal Points

Operational Focal Point	Political Focal Point
Mr. Malcolm Stufkens	**Mr. Lucky Halach Medina Estrada**
Subsecretario de Estado	Minister
Secretaría de Energía, Recursos Naturales, Ambiente y Minas	Secretaría de Energía, Recursos Naturales, Ambiente y Minas

GEF-8 Allocations and Commitments

Honduras has utilized 0 percent of its STAR resources and has **$15.9 million available for use** out of its $15.9 million allocation. This utilization rate is lower than the average of GEF countries standing at 1.1 percent.

Utilization of STAR resources

Each dot represents the share of allocated STAR resources utilized by country.

Utilization of resources in $m by focal area.

Additional GEF resources

The following presents commitments made under additional focal areas, set asides and GEF-managed trust funds. Financing amounts represent the full project financing.

Type ($m)	Resources
Chemicals and Waste	0.5
International Waters	..
Impact Program Incentive	..
Enabling Activity	1.7

Type ($m)	Approved	Allocation
Least Developed Countries Fund (LDCF)	..	..
Special Climate Change Fund (SCCF)	..	

GEF-7 Portfolio Progress

Honduras has disbursed 0 percent or $0 million out of its $13.9 million active GEF-7 commitments in national projects.

Distribution of GEF-7 projects by status

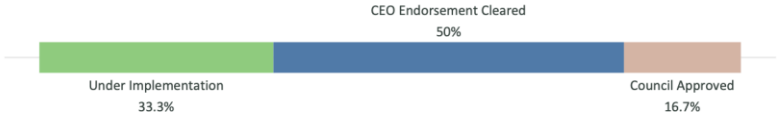

Portfolio of Ongoing Projects

Portfolio of projects across GEF-managed Trust Funds

	Number	GEF financing ($m)	Co-financing ratio (1:X)
GEF TRUST FUND			
National projects	4	30.6	6.4
Regional projects	15	198.5	3.6
GEF-MANAGED TRUST FUNDS			
LDCF projects	0	0.0	..
SCCF projects	1	3.0	8.3

Distribution by Focal Area

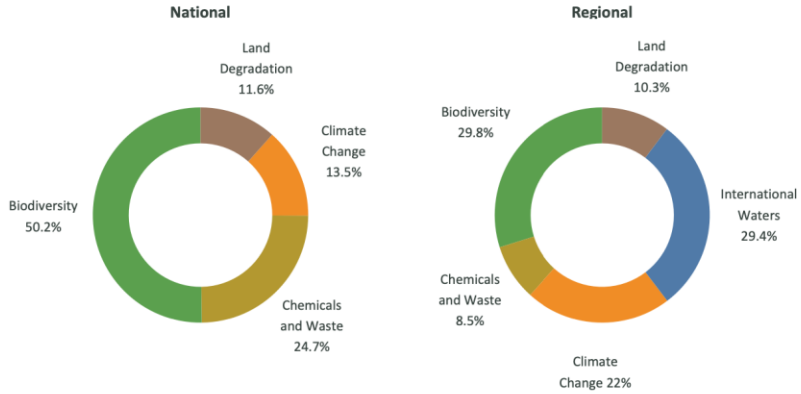

Distribution by Agency

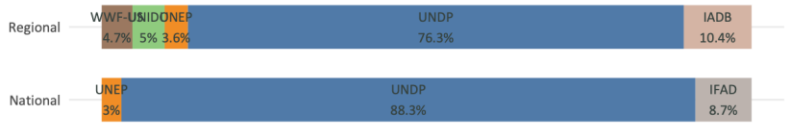

Progress

	Key indicators		Projects rated Moderately Satisfactory or above	
	Disbursement rate (%)	Average age (year)	Implementation progress (%)	Development outcomes (%)
National projects	24	4	100	100
Regional projects	12	5	80	80

COUNTRY FACTSHEET

HUNGARY

Up to date as of January 19, 2023

Country Focal Points

	Operational Focal Point	Political Focal Point
	Mr. Adam Kirchknopf	**Mr. Adam Kirchknopf**
	Deputy Head of Department	Deputy Head of Department
	Ministry of Foreign Affairs	Ministry of Foreign Affairs

GEF-8 Allocations and Commitments

Hungary has utilized .. percent of its STAR resources and has **$.. million available for use** out of its $.. million allocation. This utilization rate is .. than the average of GEF countries standing at 1.1 percent.

Utilization of STAR resources

Each dot represents the share of allocated STAR resources utilized by country.

Utilization of resources in $m by focal area.

Additional GEF resources

The following presents commitments made under additional focal areas, set asides and GEF-managed trust funds. Financing amounts represent the full project financing.

Type ($m)	Resources
Chemicals and Waste	..
International Waters	..
Impact Program Incentive	..
Enabling Activity	..

Type ($m)	Approved	Allocation
Least Developed Countries Fund (LDCF)	..	..
Special Climate Change Fund (SCCF)	..	

GEF-7 Portfolio Progress

Hungary has disbursed NaN percent or $0 million out of its $0 million active GEF-7 commitments in national projects.

Distribution of GEF-7 projects by status

Portfolio of Ongoing Projects

Portfolio of projects across GEF-managed Trust Funds

	Number	GEF financing ($m)	Co-financing ratio (1:X)
GEF TRUST FUND			
National projects	0	0.0	..
Regional projects	0	0.0	..
GEF-MANAGED TRUST FUNDS			
LDCF projects	0	0.0	..
SCCF projects	0	0.0	..

Distribution by Focal Area

Distribution by Agency

Progress

	Key indicators		Projects rated Moderately Satisfactory or above	
	Disbursement rate (%)	Average age (year)	Implementation progress (%)	Development outcomes (%)
National projects	..	..	..	..
Regional projects	..	..	..	..

COUNTRY FACTSHEET

INDIA

Up to date as of December 02, 2022

Country Focal Points

Operational Focal Point	Political Focal Point
Mr. Neelesh Kumar Sah	**Mr. Avanish Kumar Mishra**
Joint Secretary	Deputy Director General
Ministry of Environment, Forest and Climate Change, Government of India	Department of Economic Affairs, Ministry of Finance, Government of India

GEF-8 Allocations and Commitments

India has utilized 0 percent of its STAR resources and has **$89.3 million available for use** out of its $89.3 million allocation. This utilization rate is lower than the average of GEF countries standing at 0.8 percent.

Utilization of STAR resources

Each dot represents the share of allocated STAR resources utilized by country.

Utilization of resources in $m by focal area.

Additional GEF resources

The following presents commitments made under additional focal areas, set asides and GEF-managed trust funds. Financing amounts represent the full project financing.

Type ($m)	Resources
Chemicals and Waste	..
International Waters	..
Impact Program Incentive	..
Enabling Activity	..

Type ($m)	Approved	Allocation
Least Developed Countries Fund (LDCF)	..	..
Special Climate Change Fund (SCCF)	..	

GEF-7 Portfolio Progress

India has disbursed 0 percent or $0 million out of its $76.9 million active GEF-7 commitments in national projects.

Distribution of GEF-7 projects by status

Portfolio of Ongoing Projects

Portfolio of projects across GEF-managed Trust Funds

	Number	GEF financing ($m)	Co-financing ratio (1:X)
GEF TRUST FUND			
National projects	34	305.6	14.0
Regional projects	11	84.5	3.2
GEF-MANAGED TRUST FUNDS			
LDCF projects	0	0.0	..
SCCF projects	1	1.8	29.9

Distribution by Focal Area

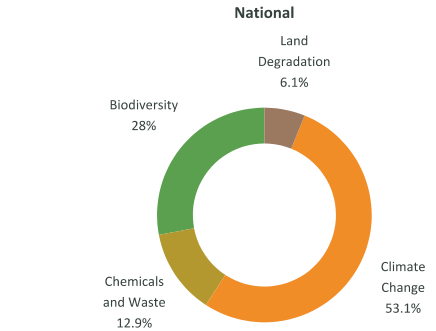

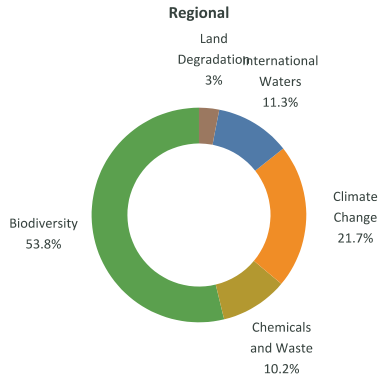

Distribution by Agency

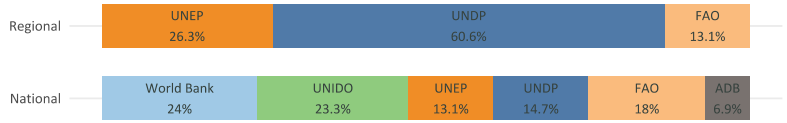

Progress

	Key indicators		Projects rated Moderately Satisfactory or above	
	Disbursement rate (%)	Average age (year)	Implementation progress (%)	Development outcomes (%)
National projects	56	6	95	95
Regional projects	1	9	100	100

COUNTRY FACTSHEET

INDONESIA

Up to date as of December 02, 2022

Country Focal Points

Operational Focal Point	Political Focal Point
Ms. Ibu Laksmi DHEWANTHI	**Mr. Raden Wira Kartono**
Senior Advisor to the Minister on Industry and International Trade	Counsellor-Economic Affairs
Ministry of Environment and Forestry	The Embassy of Republic of Indonesia

GEF-8 Allocations and Commitments

Indonesia has utilized 0 percent of its STAR resources and has **$103.6 million available for use** out of its $103.6 million allocation. This utilization rate is lower than the average of GEF countries standing at 0.8 percent.

Utilization of STAR resources

Each dot represents the share of allocated STAR resources utilized by country.

Utilization of resources in $m by focal area.

Additional GEF resources

The following presents commitments made under additional focal areas, set asides and GEF-managed trust funds. Financing amounts represent the full project financing.

Type ($m)	Resources
Chemicals and Waste	..
International Waters	..
Impact Program Incentive	..
Enabling Activity	..

Type ($m)	Approved	Allocation
Least Developed Countries Fund (LDCF)	..	..
Special Climate Change Fund (SCCF)	..	

GEF-7 Portfolio Progress

Indonesia has disbursed 0.9 percent or $0.7 million out of its $76.1 million active GEF-7 commitments in national projects.

Distribution of GEF-7 projects by status

Portfolio of Ongoing Projects

Portfolio of projects across GEF-managed Trust Funds

	Number	GEF financing ($m)	Co-financing ratio (1:X)
GEF TRUST FUND			
National projects	29	182.3	7.4
Regional projects	18	153.9	5.2
GEF-MANAGED TRUST FUNDS			
LDCF projects	0	0.0	..
SCCF projects	0	0.0	..

Distribution by Focal Area

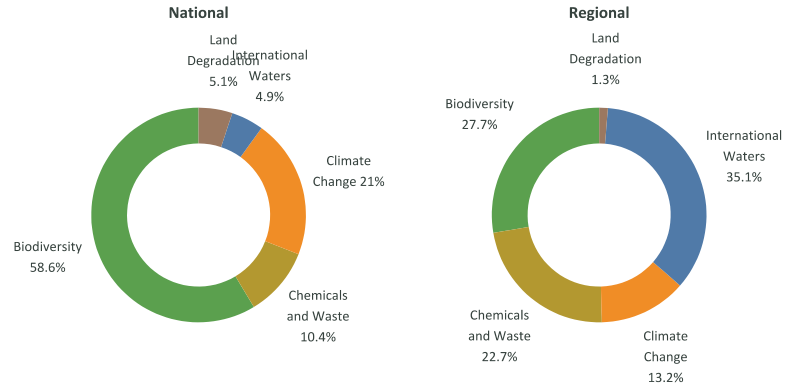

Distribution by Agency

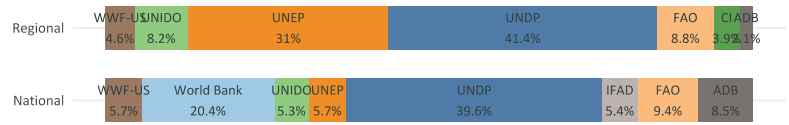

Progress

	Key indicators		Projects rated Moderately Satisfactory or above	
	Disbursement rate (%)	Average age (year)	Implementation progress (%)	Development outcomes (%)
National projects	30	4	71	73
Regional projects	19	5	88	89

COUNTRY FACTSHEET

IRAN

Up to date as of January 19, 2023

Country Focal Points

Operational Focal Point	Political Focal Point
Mr. Seyyed Hossein Mousavifar	**Mrs. Hosna Khalvandi**
Head of International Affairs & Convention Center	Second Secretary, Department of Environment and Energy
Department of Environment	Ministry of Foreign Affairs

GEF-8 Allocations and Commitments

Iran has utilized 0 percent of its STAR resources and has **$8.3 million available for use** out of its $8.3 million allocation. This utilization rate is lower than the average of GEF countries standing at 1.1 percent.

Utilization of STAR resources

Each dot represents the share of allocated STAR resources utilized by country.

Utilization of resources in $m by focal area.

Additional GEF resources

The following presents commitments made under additional focal areas, set asides and GEF-managed trust funds. Financing amounts represent the full project financing.

Type ($m)	Resources
Chemicals and Waste	..
International Waters	..
Impact Program Incentive	..
Enabling Activity	..

Type ($m)	Approved	Allocation
Least Developed Countries Fund (LDCF)	..	..
Special Climate Change Fund (SCCF)	..	

GEF-7 Portfolio Progress

Iran has disbursed NaN percent or $0 million out of its $0 million active GEF-7 commitments in national projects.

Distribution of GEF-7 projects by status

Portfolio of Ongoing Projects

Portfolio of projects across GEF-managed Trust Funds

	Number	GEF financing ($m)	Co-financing ratio (1:X)
GEF TRUST FUND			
National projects	3	7.0	5.3
Regional projects	2	49.2	0.9
GEF-MANAGED TRUST FUNDS			
LDCF projects	0	0.0	..
SCCF projects	0	0.0	..

Distribution by Focal Area

National

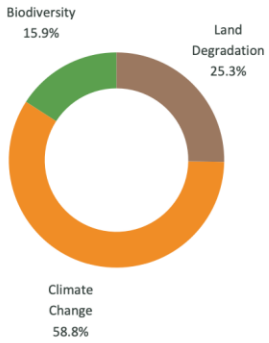

Regional

Distribution by Agency



Progress

	Key indicators		Projects rated Moderately Satisfactory or above	
	Disbursement rate (%)	Average age (year)	Implementation progress (%)	Development outcomes (%)
National projects	33	11	100	100
Regional projects	0	14	..	..

COUNTRY FACTSHEET

IRAQ

Up to date as of January 19, 2023

Country Focal Points

Operational Focal Point	Political Focal Point
Dr. Jasim Abdulazeez Humadi ALMOHAMADI	**H.E. Dr. Aladin Abdul Sahib Alwan**
Deputy Minister for Environmental Affairs	The Minister
Ministry of Health and Environment	Ministry of Health and Environment

GEF-8 Allocations and Commitments

Iraq has utilized 0 percent of its STAR resources and has **$6.4 million available for use** out of its $6.4 million allocation. This utilization rate is lower than the average of GEF countries standing at 1.1 percent.

Utilization of STAR resources

Each dot represents the share of allocated STAR resources utilized by country.

Utilization of resources in $m by focal area.

Additional GEF resources

The following presents commitments made under additional focal areas, set asides and GEF-managed trust funds. Financing amounts represent the full project financing.

Type ($m)	Resources
Chemicals and Waste	..
International Waters	..
Impact Program Incentive	..
Enabling Activity	..

Type ($m)	Approved	Allocation
Least Developed Countries Fund (LDCF)	..	..
Special Climate Change Fund (SCCF)	..	

GEF-7 Portfolio Progress

Iraq has disbursed 0 percent or $0 million out of its $7.6 million active GEF-7 commitments in national projects.

Distribution of GEF-7 projects by status

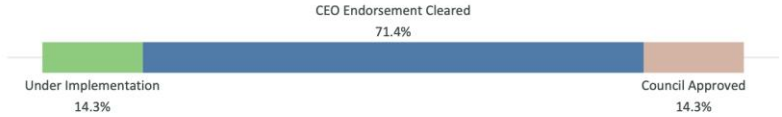

Portfolio of Ongoing Projects

Portfolio of projects across GEF-managed Trust Funds

	Number	GEF financing ($m)	Co-financing ratio (1:X)
GEF TRUST FUND			
National projects	7	14.7	5.3
Regional projects	6	53.2	0.1
GEF-MANAGED TRUST FUNDS			
LDCF projects	0	0.0	..
SCCF projects	0	0.0	..

Distribution by Focal Area

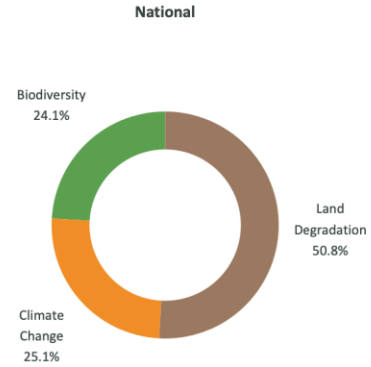

Distribution by Agency

Progress

	Key indicators		Projects rated Moderately Satisfactory or above	
	Disbursement rate (%)	Average age (year)	Implementation progress (%)	Development outcomes (%)
National projects	17	4	100	100
Regional projects	..	..	..	..

COUNTRY FACTSHEET

JAMAICA

Up to date as of January 19, 2023

Country Focal Points

Operational Focal Point	Political Focal Point
Ms. Gillian Guthrie	..
Senior Director	..
Ministry of Water, Land, Environment and Climate Change	..

GEF-8 Allocations and Commitments

Jamaica has utilized 0 percent of its STAR resources and has **$11.5 million available for use** out of its $11.5 million allocation. This utilization rate is lower than the average of GEF countries standing at 1.1 percent.

Utilization of STAR resources

Each dot represents the share of allocated STAR resources utilized by country.

Utilization of resources in $m by focal area.

Additional GEF resources

The following presents commitments made under additional focal areas, set asides and GEF-managed trust funds. Financing amounts represent the full project financing.

Type ($m)	Resources
Chemicals and Waste	..
International Waters	..
Impact Program Incentive	..
Enabling Activity	..

Type ($m)	Approved	Allocation
Least Developed Countries Fund (LDCF)	..	..
Special Climate Change Fund (SCCF)	..	

GEF-7 Portfolio Progress

Jamaica has disbursed 4.4 percent or $0.2 million out of its $5.4 million active GEF-7 commitments in national projects.

Distribution of GEF-7 projects by status

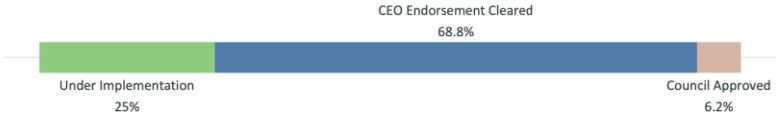

Portfolio of Ongoing Projects

Portfolio of projects across GEF-managed Trust Funds

	Number	GEF financing ($m)	Co-financing ratio (1:X)
GEF TRUST FUND			
National projects	7	11.8	5.5
Regional projects	17	267.2	2.4
GEF-MANAGED TRUST FUNDS			
LDCF projects	0	0.0	..
SCCF projects	1	6.0	5

Distribution by Focal Area

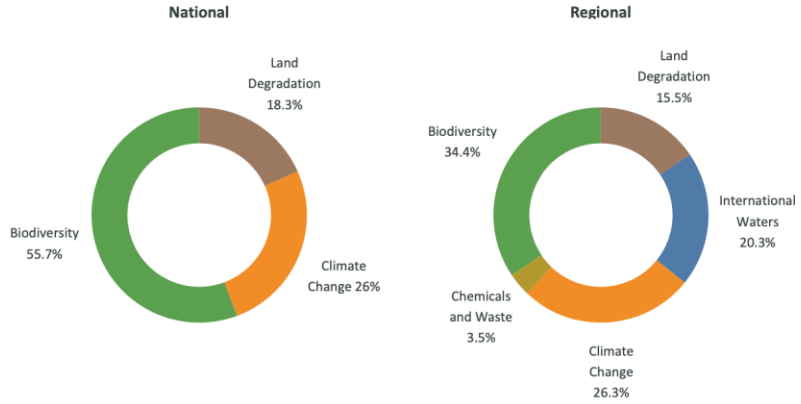

Distribution by Agency

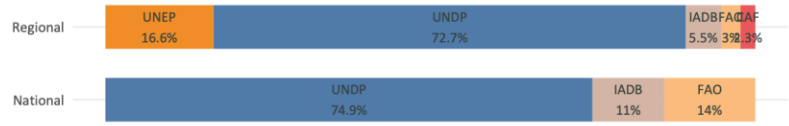

Progress

	Key indicators		Projects rated Moderately Satisfactory or above	
	Disbursement rate (%)	Average age (year)	Implementation progress (%)	Development outcomes (%)
National projects	2	2	50	50
Regional projects	15	4	100	83

COUNTRY FACTSHEET

JORDAN

Up to date as of January 19, 2023

Country Focal Points

	Operational Focal Point	Political Focal Point
	Mr. Marwan Al-Refai	..
	Acting Secretary General	..
	Ministry of Planning and International Cooperation	..

GEF-8 Allocations and Commitments

Jordan has utilized 0 percent of its STAR resources and has **$8.8 million available for use** out of its $8.8 million allocation. This utilization rate is lower than the average of GEF countries standing at 1.1 percent.

Utilization of STAR resources

Each dot represents the share of allocated STAR resources utilized by country.

Utilization of resources in $m by focal area.

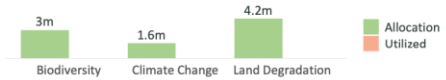

Additional GEF resources

The following presents commitments made under additional focal areas, set asides and GEF-managed trust funds. Financing amounts represent the full project financing.

Type ($m)	Resources
Chemicals and Waste	..
International Waters	..
Impact Program Incentive	..
Enabling Activity	1.7

Type ($m)	Approved	Allocation
Least Developed Countries Fund (LDCF)	..	..
Special Climate Change Fund (SCCF)	..	

GEF-7 Portfolio Progress

Jordan has disbursed 0 percent or $0 million out of its $5.1 million active GEF-7 commitments in national projects.

Distribution of GEF-7 projects by status

Portfolio of Ongoing Projects

Portfolio of projects across GEF-managed Trust Funds

	Number	GEF financing ($m)	Co-financing ratio (1:X)
GEF TRUST FUND			
National projects	7	14.1	8.8
Regional projects	12	148.1	3.7
GEF-MANAGED TRUST FUNDS			
LDCF projects	0	0.0	..
SCCF projects	0	0.0	..

Distribution by Focal Area

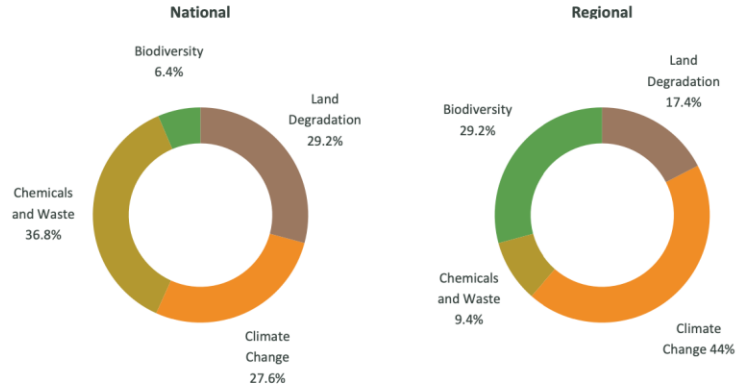

Distribution by Agency

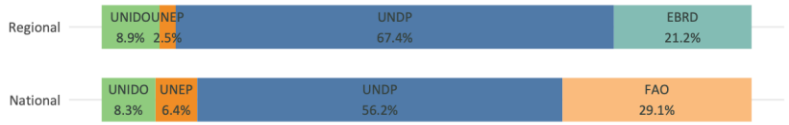

Progress

	Key indicators		Projects rated Moderately Satisfactory or above	
	Disbursement rate (%)	Average age (year)	Implementation progress (%)	Development outcomes (%)
National projects	39	5	100	100
Regional projects	5	6	100	75

COUNTRY FACTSHEET

KAZAKHSTAN

Up to date as of January 19, 2023

Country Focal Points

	Operational Focal Point	Political Focal Point
	Ms. Zulfiya Suleimenova	**Ms. Zulfiya Suleimenova**
	Vice-Minister	Vice-Minister
	Ministry of Ecology, Geology and Natural Resources	Ministry of Ecology, Geology and Natural Resources

GEF-8 Allocations and Commitments

Kazakhstan has utilized 0 percent of its STAR resources and has **$17.6 million available for use** out of its $17.6 million allocation. This utilization rate is lower than the average of GEF countries standing at 1.1 percent.

Utilization of STAR resources

Each dot represents the share of allocated STAR resources utilized by country.

Utilization of resources in $m by focal area.

Additional GEF resources

The following presents commitments made under additional focal areas, set asides and GEF-managed trust funds. Financing amounts represent the full project financing.

Type ($m)	Resources
Chemicals and Waste	..
International Waters	..
Impact Program Incentive	..
Enabling Activity	..

Type ($m)	Approved	Allocation
Least Developed Countries Fund (LDCF)	..	..
Special Climate Change Fund (SCCF)	..	

GEF-7 Portfolio Progress

Kazakhstan has disbursed 7.4 percent or $1.6 million out of its $21.2 million active GEF-7 commitments in national projects.

Distribution of GEF-7 projects by status

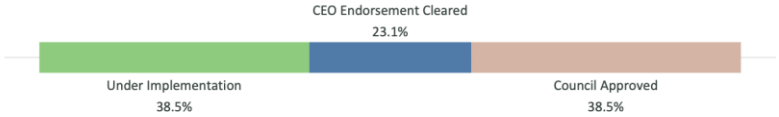

Portfolio of Ongoing Projects

Portfolio of projects across GEF-managed Trust Funds

	Number	GEF financing ($m)	Co-financing ratio (1:X)
GEF TRUST FUND			
National projects	11	50.4	12.2
Regional projects	10	98.2	2.8
GEF-MANAGED TRUST FUNDS			
LDCF projects	0	0.0	..
SCCF projects	0	0.0	..

Distribution by Focal Area

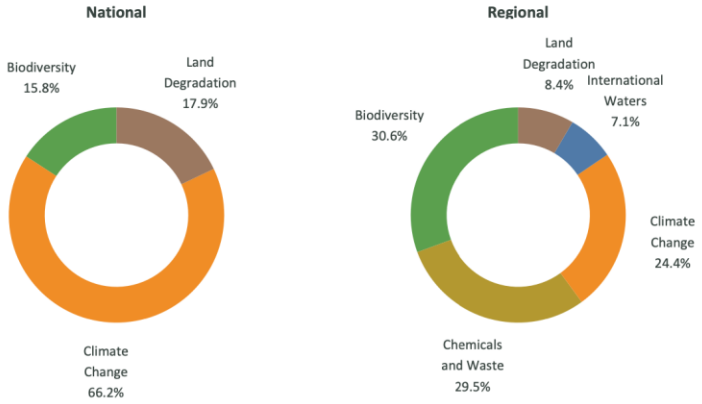

Distribution by Agency

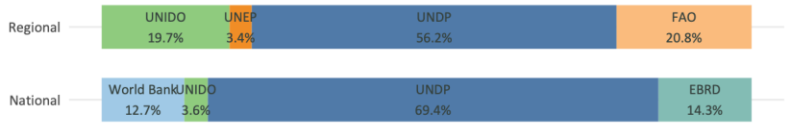

Progress

	Key indicators		Projects rated Moderately Satisfactory or above	
	Disbursement rate (%)	Average age (year)	Implementation progress (%)	Development outcomes (%)
National projects	31	4	50	71
Regional projects	28	6	100	100

COUNTRY FACTSHEET

KENYA

Up to date as of January 19, 2023

Country Focal Points

Operational Focal Point	Political Focal Point
Dr. Christopher Kiptoo	**Mr. Keriako Tobiko**
Principle Secretary	Cabinet Secretary
Ministry of Environment and Forestry	Ministry of Environment and Forestry

GEF-8 Allocations and Commitments

Kenya has utilized 0 percent of its STAR resources and has **$21.3 million available for use** out of its $21.3 million allocation. This utilization rate is lower than the average of GEF countries standing at 1.1 percent.

Utilization of STAR resources

Each dot represents the share of allocated STAR resources utilized by country.

Utilization of resources in $m by focal area.

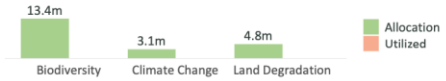

Additional GEF resources

The following presents commitments made under additional focal areas, set asides and GEF-managed trust funds. Financing amounts represent the full project financing.

Type ($m)	Resources
Chemicals and Waste	2.5
International Waters	..
Impact Program Incentive	..
Enabling Activity	..

Type ($m)	Approved	Allocation
Least Developed Countries Fund (LDCF)	..	..
Special Climate Change Fund (SCCF)	..	

GEF-7 Portfolio Progress

Kenya has disbursed 0 percent or $0 million out of its $16 million active GEF-7 commitments in national projects.

Distribution of GEF-7 projects by status

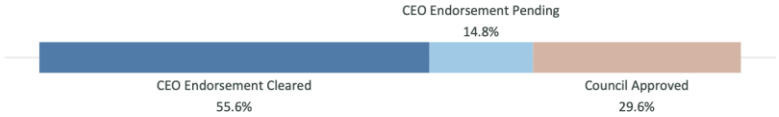

Portfolio of Ongoing Projects

Portfolio of projects across GEF-managed Trust Funds

	Number	GEF financing ($m)	Co-financing ratio (1:X)
GEF TRUST FUND			
National projects	14	55.4	5.5
Regional projects	24	214.0	4.7
GEF-MANAGED TRUST FUNDS			
LDCF projects	0	0.0	..
SCCF projects	1	2.6	22.9

Distribution by Focal Area

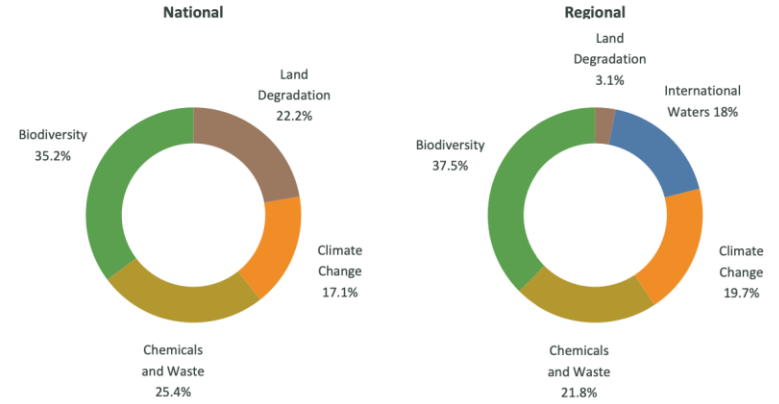

Distribution by Agency

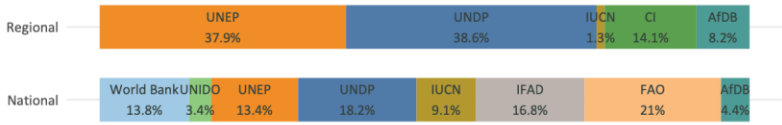

Progress

	Key indicators		Projects rated Moderately Satisfactory or above	
	Disbursement rate (%)	Average age (year)	Implementation progress (%)	Development outcomes (%)
National projects	52	5	91	82
Regional projects	24	6	78	89

COUNTRY FACTSHEET

KIRIBATI

Up to date as of December 02, 2022

Country Focal Points

Operational Focal Point	Political Focal Point
Mrs. Nenenteiti Teariki Ruatu	**Mrs. Taare Aukitino**
Director	Secretary
Environment and Conservation Division, Ministry of Environment, Lands and Agricultural Development (MELAD)	Ministry of Environment, Lands and Agricultural Development (MELAD)

GEF-8 Allocations and Commitments

Kiribati has utilized 0 percent of its STAR resources and has **$8.6 million available for use** out of its $8.6 million allocation. This utilization rate is lower than the average of GEF countries standing at 0.8 percent.

Utilization of STAR resources

Each dot represents the share of allocated STAR resources utilized by country.

Utilization of resources in $m by focal area.

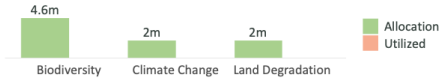

Additional GEF resources

The following presents commitments made under additional focal areas, set asides and GEF-managed trust funds. Financing amounts represent the full project financing.

Type ($m)	Resources
Chemicals and Waste	..
International Waters	..
Impact Program Incentive	..
Enabling Activity	..

Type ($m)	Approved	Allocation
Least Developed Countries Fund (LDCF)	..	20
Special Climate Change Fund (SCCF)	..	

GEF-7 Portfolio Progress

Kiribati has disbursed 0 percent or $0 million out of its $4.6 million active GEF-7 commitments in national projects.

Distribution of GEF-7 projects by status

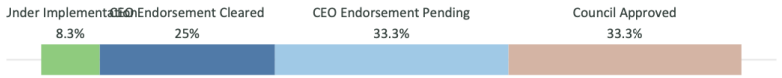

Portfolio of Ongoing Projects

Portfolio of projects across GEF-managed Trust Funds

	Number	GEF financing ($m)	Co-financing ratio (1:X)
GEF TRUST FUND			
National projects	3	10.3	3.9
Regional projects	13	122.9	1.6
GEF-MANAGED TRUST FUNDS			
LDCF projects	4	35.8	5
SCCF projects	0	0.0	..

Distribution by Focal Area

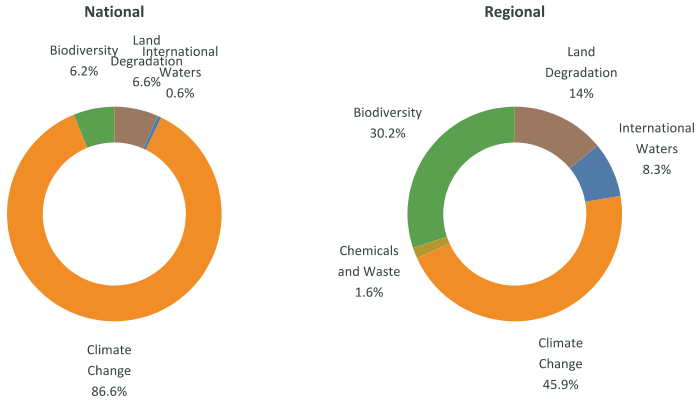

Distribution by Agency

Progress

	Key indicators		Projects rated Moderately Satisfactory or above	
	Disbursement rate (%)	Average age (year)	Implementation progress (%)	Development outcomes (%)
National projects	16	4	25	25
Regional projects	16	6	100	80

COUNTRY FACTSHEET

KOREA DPR

Up to date as of January 19, 2023

Country Focal Points

	Operational Focal Point	Political Focal Point
	Mr. Hung Sik Ri	**Mr. Su Hon Choe**
	Secretary General	Chairman
	..	..

GEF-8 Allocations and Commitments

Korea DPR has utilized .. percent of its STAR resources and has **$.. million available for use** out of its $.. million allocation. This utilization rate is .. than the average of GEF countries standing at 1.1 percent.

Utilization of STAR resources

Each dot represents the share of allocated STAR resources utilized by country.

Utilization of resources in $m by focal area.

Additional GEF resources

The following presents commitments made under additional focal areas, set asides and GEF-managed trust funds. Financing amounts represent the full project financing.

Type ($m)	Resources
Chemicals and Waste	..
International Waters	..
Impact Program Incentive	..
Enabling Activity	..

Type ($m)	Approved	Allocation
Least Developed Countries Fund (LDCF)	..	..
Special Climate Change Fund (SCCF)	..	

GEF-7 Portfolio Progress

Korea DPR has disbursed NaN percent or $0 million out of its $0 million active GEF-7 commitments in national projects.

Distribution of GEF-7 projects by status

Portfolio of Ongoing Projects

Portfolio of projects across GEF-managed Trust Funds

	Number	GEF financing ($m)	Co-financing ratio (1:X)
GEF TRUST FUND			
National projects	0	0.0	..
Regional projects	0	0.0	..
GEF-MANAGED TRUST FUNDS			
LDCF projects	0	0.0	..
SCCF projects	0	0.0	..

Distribution by Focal Area

Distribution by Agency

Progress

	Key indicators		Projects rated Moderately Satisfactory or above	
	Disbursement rate (%)	Average age (year)	Implementation progress (%)	Development outcomes (%)
National projects	..	..	..	..
Regional projects	..	..	..	..

COUNTRY FACTSHEET

KOSOVO

Up to date as of January 19, 2023

Country Focal Points

	Operational Focal Point	Political Focal Point
	Mr. Baton Begolli	**..**
	..	..
	Ministry of the Environment	..

GEF-8 Allocations and Commitments

Kosovo has utilized .. percent of its STAR resources and has **$.. million available for use** out of its $.. million allocation.
This utilization rate is .. than the average of GEF countries standing at 1.1 percent.

Utilization of STAR resources

Each dot represents the share of allocated STAR resources utilized by country.

Utilization of resources in $m by focal area.

Additional GEF resources

The following presents commitments made under additional focal areas, set asides and GEF-managed trust funds. Financing amounts represent the full project financing.

Type ($m)	Resources
Chemicals and Waste	..
International Waters	..
Impact Program Incentive	..
Enabling Activity	..

Type ($m)	Approved	Allocation
Least Developed Countries Fund (LDCF)	..	..
Special Climate Change Fund (SCCF)	..	

GEF-7 Portfolio Progress

Kosovo has disbursed NaN percent or $0 million out of its $0 million active GEF-7 commitments in national projects.

Distribution of GEF-7 projects by status

Portfolio of Ongoing Projects

Portfolio of projects across GEF-managed Trust Funds

	Number	GEF financing ($m)	Co-financing ratio (1:X)
GEF TRUST FUND			
National projects	0	0.0	..
Regional projects	0	0.0	..
GEF-MANAGED TRUST FUNDS			
LDCF projects	0	0.0	..
SCCF projects	0	0.0	..

Distribution by Focal Area

Distribution by Agency

Progress

	Key indicators		Projects rated Moderately Satisfactory or above	
	Disbursement rate (%)	Average age (year)	Implementation progress (%)	Development outcomes (%)
National projects	..	..	..	..
Regional projects	..	..	..	..

COUNTRY FACTSHEET

KUWAIT

Up to date as of January 19, 2023

Country Focal Points

	Operational Focal Point	Political Focal Point
	Sheikh Abdullah Ahmad Alhumoud ALSABAH	..
	Chaiman of the Board and Director General	..
	Environmental Public Authority (EPA)	..

GEF-8 Allocations and Commitments

Kuwait has utilized .. percent of its STAR resources and has **$.. million available for use** out of its $.. million allocation.
This utilization rate is .. than the average of GEF countries standing at 1.1 percent.

Utilization of STAR resources

Each dot represents the share of allocated STAR resources utilized by country.

Utilization of resources in $m by focal area.

Additional GEF resources

The following presents commitments made under additional focal areas, set asides and GEF-managed trust funds. Financing amounts represent the full project financing.

Type ($m)	Resources
Chemicals and Waste	..
International Waters	..
Impact Program Incentive	..
Enabling Activity	..

Type ($m)	Approved	Allocation
Least Developed Countries Fund (LDCF)	..	..
Special Climate Change Fund (SCCF)	..	

GEF-7 Portfolio Progress

Kuwait has disbursed NaN percent or $0 million out of its $0 million active GEF-7 commitments in national projects.

Distribution of GEF-7 projects by status

Portfolio of Ongoing Projects

Portfolio of projects across GEF-managed Trust Funds

	Number	GEF financing ($m)	Co-financing ratio (1:X)
GEF TRUST FUND			
National projects	1	0.9	0.8
Regional projects	1	10.1	0.1
GEF-MANAGED TRUST FUNDS			
LDCF projects	0	0.0	..
SCCF projects	0	0.0	..

Distribution by Focal Area

Distribution by Agency

Progress

	Key indicators		Projects rated Moderately Satisfactory or above	
	Disbursement rate (%)	Average age (year)	Implementation progress (%)	Development outcomes (%)
National projects	..	..	..	..
Regional projects	..	..	..	..

COUNTRY FACTSHEET

KYRGYZ REPUBLIC

Up to date as of January 19, 2023

Country Focal Points

Operational Focal Point	Political Focal Point
Mrs. Dinara Kutmanova	**Mr. Eldiar Sheripov**
Director	Deputy Director
The State Agency on Environment Protection and Forestry of the Kyrgyz Republic	The State Agency on Environment Protection and Forestry

GEF-8 Allocations and Commitments

Kyrgyz Republic has utilized 0 percent of its STAR resources and has **$8.7 million available for use** out of its $8.7 million allocation. This utilization rate is lower than the average of GEF countries standing at 1.1 percent.

Utilization of STAR resources

Each dot represents the share of allocated STAR resources utilized by country.

Utilization of resources in $m by focal area.

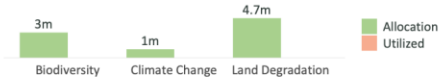

Additional GEF resources

The following presents commitments made under additional focal areas, set asides and GEF-managed trust funds. Financing amounts represent the full project financing.

Type ($m)	Resources
Chemicals and Waste	..
International Waters	..
Impact Program Incentive	..
Enabling Activity	..

Type ($m)	Approved	Allocation
Least Developed Countries Fund (LDCF)	..	..
Special Climate Change Fund (SCCF)	..	

GEF-7 Portfolio Progress

Kyrgyz Republic has disbursed 0 percent or $0 million out of its $4.1 million active GEF-7 commitments in national projects.

Distribution of GEF-7 projects by status

Portfolio of Ongoing Projects

Portfolio of projects across GEF-managed Trust Funds

	Number	GEF financing ($m)	Co-financing ratio (1:X)
GEF TRUST FUND			
National projects	5	12.4	4.8
Regional projects	12	102.1	1.7
GEF-MANAGED TRUST FUNDS			
LDCF projects	0	0.0	..
SCCF projects	1	5.0	7

Distribution by Focal Area

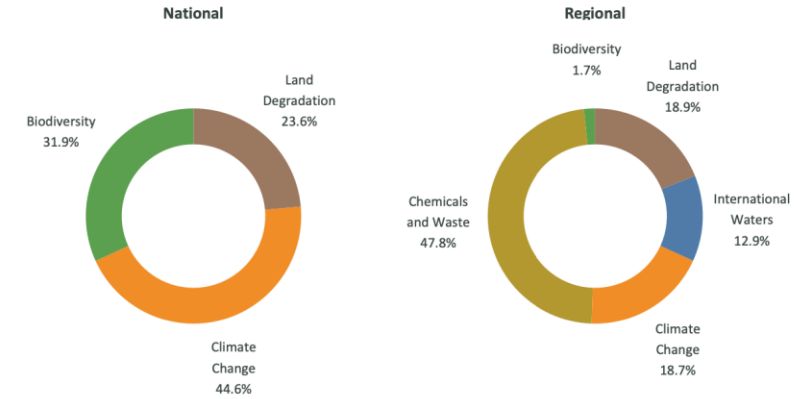

Distribution by Agency

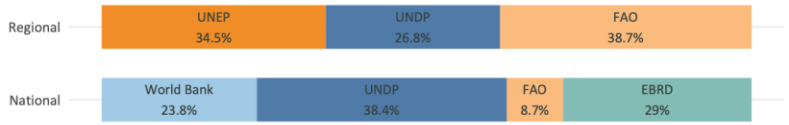

Progress

	Key indicators		Projects rated Moderately Satisfactory or above	
	Disbursement rate (%)	Average age (year)	Implementation progress (%)	Development outcomes (%)
National projects	58	5	67	100
Regional projects	32	5	67	50

COUNTRY FACTSHEET

LAO PDR

Up to date as of December 02, 2022

Country Focal Points

Operational Focal Point	Political Focal Point
Mr. Virana Sonnasinh	**Mr. Phouvong Luangxaysana**
Director General	Vice Minister
Department of Planning and Finance	Ministry of Natural Resources and Environment

GEF-8 Allocations and Commitments

Lao PDR has utilized 0 percent of its STAR resources and has **$10.9 million available for use** out of its $10.9 million allocation. This utilization rate is lower than the average of GEF countries standing at 0.8 percent.

Utilization of STAR resources

Each dot represents the share of allocated STAR resources utilized by country.

Utilization of resources in $m by focal area.

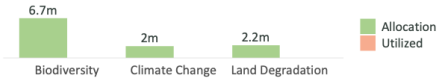

Additional GEF resources

The following presents commitments made under additional focal areas, set asides and GEF-managed trust funds. Financing amounts represent the full project financing.

Type ($m)	Resources
Chemicals and Waste	..
International Waters	..
Impact Program Incentive	..
Enabling Activity	1.7

Type ($m)	Approved	Allocation
Least Developed Countries Fund (LDCF)	..	20
Special Climate Change Fund (SCCF)	..	

GEF-7 Portfolio Progress

Lao PDR has disbursed 3.6 percent or $0.6 million out of its $16.2 million active GEF-7 commitments in national projects.

Distribution of GEF-7 projects by status

Portfolio of Ongoing Projects

Portfolio of projects across GEF-managed Trust Funds

	Number	GEF financing ($m)	Co-financing ratio (1:X)
GEF TRUST FUND			
National projects	5	18.7	8.9
Regional projects	16	205.5	1.7
GEF-MANAGED TRUST FUNDS			
LDCF projects	7	37.6	5.6
SCCF projects	0	0.0	..

Distribution by Focal Area

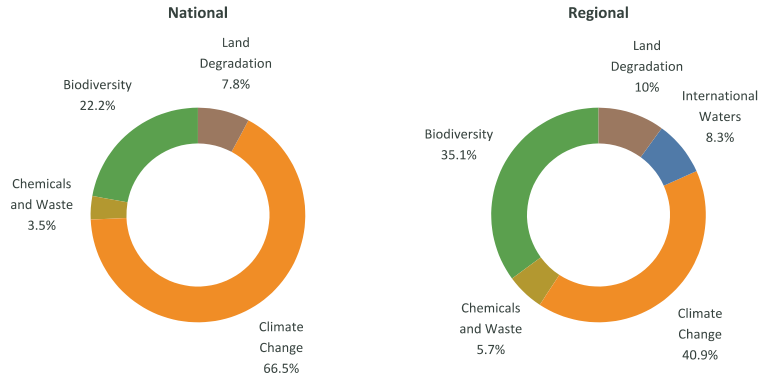

Distribution by Agency

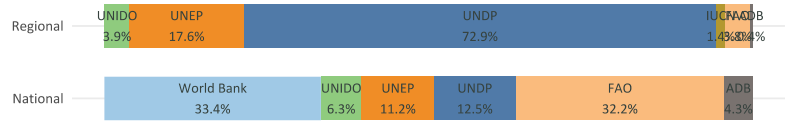

Progress

	Key indicators		Projects rated Moderately Satisfactory or above	
	Disbursement rate (%)	Average age (year)	Implementation progress (%)	Development outcomes (%)
National projects	47	5	100	100
Regional projects	19	6	100	67

COUNTRY FACTSHEET

LATVIA

Up to date as of January 19, 2023

Country Focal Points

	Operational Focal Point	Political Focal Point
	Ms. Evita STANGA	**Ms. Evita STANGA**
	Head of Division, International Cooperation and EU Coordination Division	Head of Division, International Cooperation and EU Coordination Division
	Ministry of Environmental Protection and Regional Development	Ministry of Environmental Protection and Regional Development

GEF-8 Allocations and Commitments

Latvia has utilized .. percent of its STAR resources and has **$.. million available for use** out of its $.. million allocation.
This utilization rate is .. than the average of GEF countries standing at 1.1 percent.

Utilization of STAR resources

Each dot represents the share of allocated STAR resources utilized by country.



Utilization of resources in $m by focal area.

Additional GEF resources

The following presents commitments made under additional focal areas, set asides and GEF-managed trust funds. Financing amounts represent the full project financing.

Type ($m)	Resources
Chemicals and Waste	..
International Waters	..
Impact Program Incentive	..
Enabling Activity	..

Type ($m)	Approved	Allocation
Least Developed Countries Fund (LDCF)	..	..
Special Climate Change Fund (SCCF)	..	

GEF-7 Portfolio Progress

Latvia has disbursed NaN percent or $0 million out of its $0 million active GEF-7 commitments in national projects.

Portfolio of Ongoing Projects

Portfolio of projects across GEF-managed Trust Funds

	Number	GEF financing ($m)	Co-financing ratio (1:X)
GEF TRUST FUND			
National projects	0	0.0	..
Regional projects	0	0.0	..
GEF-MANAGED TRUST FUNDS			
LDCF projects	0	0.0	..
SCCF projects	0	0.0	..

Distribution by Focal Area

Distribution by Agency

Progress

	Key indicators		Projects rated Moderately Satisfactory or above	
	Disbursement rate (%)	Average age (year)	Implementation progress (%)	Development outcomes (%)
National projects	..	..	..	..
Regional projects	..	..	..	..

COUNTRY FACTSHEET

LEBANON

Up to date as of January 19, 2023

Country Focal Points

Operational Focal Point	Political Focal Point
Dr. Yassin Naser	**Dr. Yassin Naser**
Minister	Minister
Ministry of Environment	Ministry of Environment

GEF-8 Allocations and Commitments

Lebanon has utilized 0 percent of its STAR resources and has **$7.9 million available for use** out of its $7.9 million allocation. This utilization rate is lower than the average of GEF countries standing at 1.1 percent.

Utilization of STAR resources

Each dot represents the share of allocated STAR resources utilized by country.

Utilization of resources in $m by focal area.

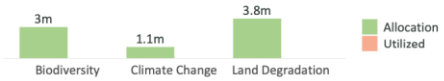

Additional GEF resources

The following presents commitments made under additional focal areas, set asides and GEF-managed trust funds. Financing amounts represent the full project financing.

Type ($m)	Resources
Chemicals and Waste	..
International Waters	..
Impact Program Incentive	..
Enabling Activity	..

Type ($m)	Approved	Allocation
Least Developed Countries Fund (LDCF)	..	..
Special Climate Change Fund (SCCF)	..	

GEF-7 Portfolio Progress

Lebanon has disbursed 0 percent or $0 million out of its $12.6 million active GEF-7 commitments in national projects.

Distribution of GEF-7 projects by status

Portfolio of Ongoing Projects

Portfolio of projects across GEF-managed Trust Funds

	Number	GEF financing ($m)	Co-financing ratio (1:X)
GEF TRUST FUND			
National projects	6	18.3	6.8
Regional projects	14	132.4	8.0
GEF-MANAGED TRUST FUNDS			
LDCF projects	0	0.0	..
SCCF projects	1	7.1	3.8

Distribution by Focal Area

National

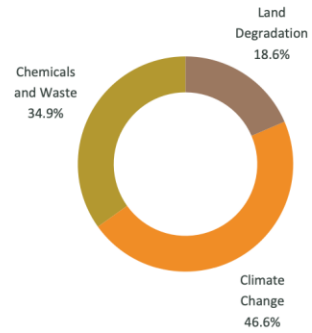

Regional

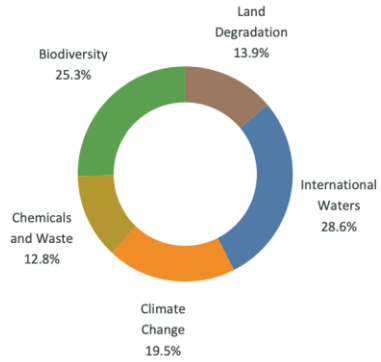

Distribution by Agency



Progress

	Key indicators		Projects rated Moderately Satisfactory or above	
	Disbursement rate (%)	Average age (year)	Implementation progress (%)	Development outcomes (%)
National projects	27	3	100	100
Regional projects	3	5	83	67

COUNTRY FACTSHEET

LESOTHO

Up to date as of January 19, 2023

Country Focal Points

Operational Focal Point	Political Focal Point
Mr. Stanley M. Damane	**Ms. Moliehi Augustina Moejane**
The National Environment Secretariat	Principal Secretary
Ministry of Tourism, Environment and Culture	Ministry of Tourism, Environment and Culture

GEF-8 Allocations and Commitments

Lesotho has utilized 0 percent of its STAR resources and has **$9.9 million available for use** out of its $9.9 million allocation. This utilization rate is lower than the average of GEF countries standing at 1.1 percent.

Utilization of STAR resources

Each dot represents the share of allocated STAR resources utilized by country.

Utilization of resources in $m by focal area.

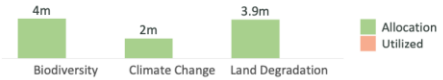

Additional GEF resources

The following presents commitments made under additional focal areas, set asides and GEF-managed trust funds. Financing amounts represent the full project financing.

Type ($m)	Resources
Chemicals and Waste	..
International Waters	..
Impact Program Incentive	..
Enabling Activity	..

Type ($m)	Approved	Allocation
Least Developed Countries Fund (LDCF)	..	20
Special Climate Change Fund (SCCF)	..	

GEF-7 Portfolio Progress

Lesotho has disbursed 0 percent or $0 million out of its $13.6 million active GEF-7 commitments in national projects.

Distribution of GEF-7 projects by status

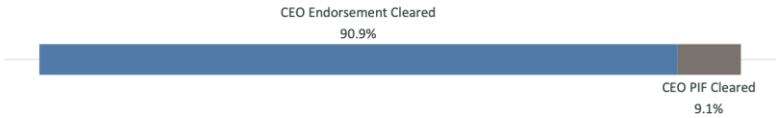

Portfolio of Ongoing Projects

Portfolio of projects across GEF-managed Trust Funds

	Number	GEF financing ($m)	Co-financing ratio (1:X)
GEF TRUST FUND			
National projects	4	10.3	6.2
Regional projects	17	155.0	3.9
GEF-MANAGED TRUST FUNDS			
LDCF projects	4	22.7	5
SCCF projects	0	0.0	..

Distribution by Focal Area

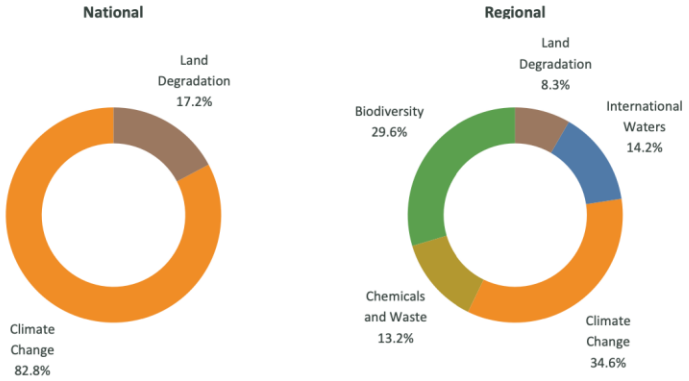

Distribution by Agency

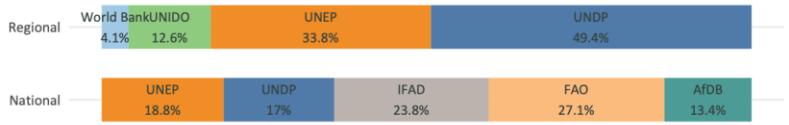

Progress

	Key indicators		Projects rated Moderately Satisfactory or above	
	Disbursement rate (%)	Average age (year)	Implementation progress (%)	Development outcomes (%)
National projects	36	3	75	75
Regional projects	31	6	100	67

COUNTRY FACTSHEET

LIBERIA

Up to date as of January 19, 2023

Country Focal Points

Operational Focal Point	Political Focal Point
Prof. Wilson K. Tarpeh	**Prof. Wilson K. Tarpeh**
Executive Director/CEO	Executive Director/CEO
Environmental Protection Agency of Liberia	Environmental Protection Agency of Liberia

GEF-8 Allocations and Commitments

Liberia has utilized 0 percent of its STAR resources and has **$8.6 million available for use** out of its $8.6 million allocation. This utilization rate is lower than the average of GEF countries standing at 1.1 percent.

Utilization of STAR resources

Each dot represents the share of allocated STAR resources utilized by country.

Utilization of resources in $m by focal area.

Additional GEF resources

The following presents commitments made under additional focal areas, set asides and GEF-managed trust funds. Financing amounts represent the full project financing.

Type ($m)	Resources
Chemicals and Waste	..
International Waters	..
Impact Program Incentive	..
Enabling Activity	..

Type ($m)	Approved	Allocation
Least Developed Countries Fund (LDCF)	..	20
Special Climate Change Fund (SCCF)	..	

GEF-7 Portfolio Progress

Liberia has disbursed 0 percent or $0 million out of its $16.8 million active GEF-7 commitments in national projects.

Distribution of GEF-7 projects by status

Portfolio of Ongoing Projects

Portfolio of projects across GEF-managed Trust Funds

	Number	GEF financing ($m)	Co-financing ratio (1:X)
GEF TRUST FUND			
National projects	6	14.4	8.2
Regional projects	13	201.9	3.3
GEF-MANAGED TRUST FUNDS			
LDCF projects	1	8.9	1.3
SCCF projects	0	0.0	..

Distribution by Focal Area

National

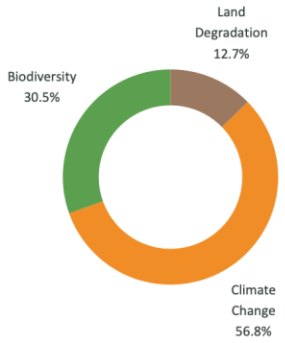

Regional

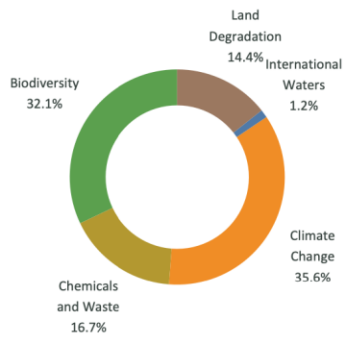

Distribution by Agency

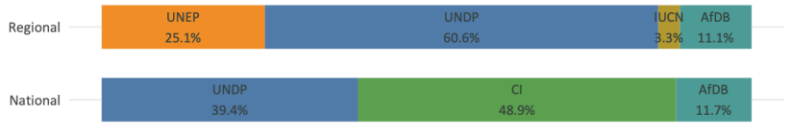

Progress

	Key indicators		Projects rated Moderately Satisfactory or above	
	Disbursement rate (%)	Average age (year)	Implementation progress (%)	Development outcomes (%)
National projects	6	3	100	100
Regional projects	21	6	75	67

COUNTRY FACTSHEET

LIBYA

Up to date as of January 19, 2023

Country Focal Points

Operational Focal Point	Political Focal Point
Mr. Omar Ahmed M. Sharif	**Dr. Ibrahim Alarabi Munir**
University of Sabha Staff	Minister of Environment
Sabha University	Ministry of Environment

GEF-8 Allocations and Commitments

Libya has utilized 0 percent of its STAR resources and has **$5.8 million available for use** out of its $5.8 million allocation. This utilization rate is lower than the average of GEF countries standing at 1.1 percent.

Utilization of STAR resources

Each dot represents the share of allocated STAR resources utilized by country.

Utilization of resources in $m by focal area.

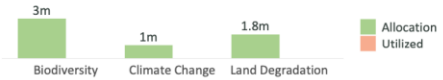

Additional GEF resources

The following presents commitments made under additional focal areas, set asides and GEF-managed trust funds. Financing amounts represent the full project financing.

Type ($m)	Resources
Chemicals and Waste	..
International Waters	..
Impact Program Incentive	..
Enabling Activity	..

Type ($m)	Approved	Allocation
Least Developed Countries Fund (LDCF)	..	..
Special Climate Change Fund (SCCF)	..	

GEF-7 Portfolio Progress

Libya has disbursed NaN percent or $0 million out of its $0 million active GEF-7 commitments in national projects.

Distribution of GEF-7 projects by status

Portfolio of Ongoing Projects

Portfolio of projects across GEF-managed Trust Funds

	Number	GEF financing ($m)	Co-financing ratio (1:X)
GEF TRUST FUND			
National projects	2	1.7	3.7
Regional projects	10	48.4	18.5
GEF-MANAGED TRUST FUNDS			
LDCF projects	0	0.0	..
SCCF projects	1	1.0	4.9

Distribution by Focal Area

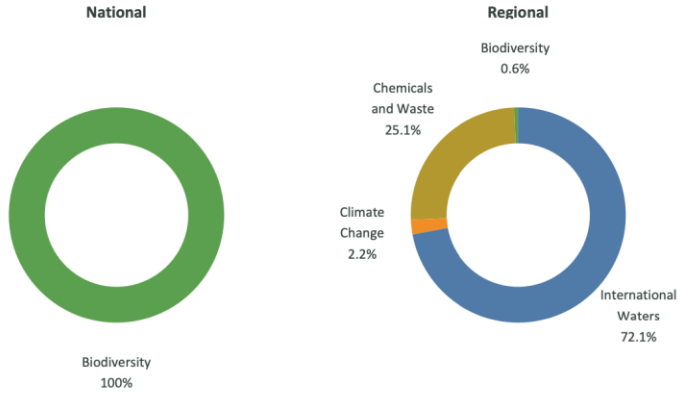

Distribution by Agency

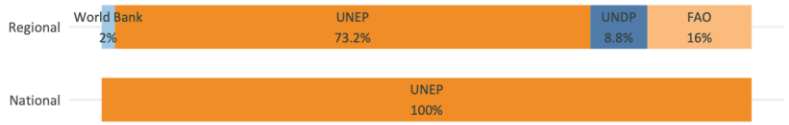

Progress

	Key indicators		Projects rated Moderately Satisfactory or above	
	Disbursement rate (%)	Average age (year)	Implementation progress (%)	Development outcomes (%)
National projects	1	2	100	100
Regional projects	4	4	80	60

COUNTRY FACTSHEET

LITHUANIA

Up to date as of January 19, 2023

Country Focal Points

	Operational Focal Point	Political Focal Point
	Ms. Jolita Meilune	..
	Chief Desk Officer of Strategic Planning Division	..
	Ministry of Environment	..

GEF-8 Allocations and Commitments

Lithuania has utilized .. percent of its STAR resources and has **$.. million available for use** out of its $.. million allocation.
This utilization rate is .. than the average of GEF countries standing at 1.1 percent.

Utilization of STAR resources

Each dot represents the share of allocated STAR resources utilized by country.

Utilization of resources in $m by focal area.

Additional GEF resources

The following presents commitments made under additional focal areas, set asides and GEF-managed trust funds. Financing amounts represent the full project financing.

Type ($m)	Resources
Chemicals and Waste	..
International Waters	..
Impact Program Incentive	..
Enabling Activity	..

Type ($m)	Approved	Allocation
Least Developed Countries Fund (LDCF)	..	..
Special Climate Change Fund (SCCF)	..	

GEF-7 Portfolio Progress

Lithuania has disbursed NaN percent or $0 million out of its $0 million active GEF-7 commitments in national projects.

Distribution of GEF-7 projects by status

Portfolio of Ongoing Projects

Portfolio of projects across GEF-managed Trust Funds

	Number	GEF financing ($m)	Co-financing ratio (1:X)
GEF TRUST FUND			
National projects	0	0.0	..
Regional projects	0	0.0	..
GEF-MANAGED TRUST FUNDS			
LDCF projects	0	0.0	..
SCCF projects	0	0.0	..

Distribution by Focal Area

Distribution by Agency

Progress

	Key indicators		Projects rated Moderately Satisfactory or above	
	Disbursement rate (%)	Average age (year)	Implementation progress (%)	Development outcomes (%)
National projects	..	..	..	..
Regional projects	..	..	..	..

COUNTRY FACTSHEET

MADAGASCAR

Up to date as of January 19, 2023

Country Focal Points

	Operational Focal Point	Political Focal Point
	Monsieur Hery Andriamirado Rakotondravony	**Madame Baomiavotse Vahinala Raharinirina**
	..	Ministre
	Ministere de l'Environnement et du Developpement Durable	Ministere de l'Environnement et du Developpement Durable

GEF-8 Allocations and Commitments

Madagascar has utilized 0 percent of its STAR resources and has **$56.7 million available for use** out of its $56.7 million allocation. This utilization rate is lower than the average of GEF countries standing at 1.1 percent.

Utilization of STAR resources

Each dot represents the share of allocated STAR resources utilized by country.

Utilization of resources in $m by focal area.

Additional GEF resources

The following presents commitments made under additional focal areas, set asides and GEF-managed trust funds. Financing amounts represent the full project financing.

Type ($m)	Resources
Chemicals and Waste	..
International Waters	..
Impact Program Incentive	..
Enabling Activity	..

Type ($m)	Approved	Allocation
Least Developed Countries Fund (LDCF)	..	20
Special Climate Change Fund (SCCF)	..	

GEF-7 Portfolio Progress

Madagascar has disbursed 0.5 percent or $0.2 million out of its $38.7 million active GEF-7 commitments in national projects.

Distribution of GEF-7 projects by status

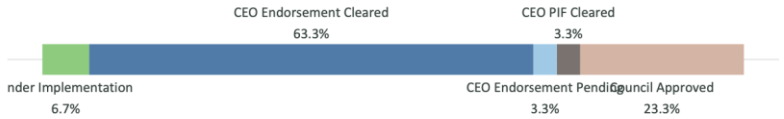

Portfolio of Ongoing Projects

Portfolio of projects across GEF-managed Trust Funds

	Number	GEF financing ($m)	Co-financing ratio (1:X)
GEF TRUST FUND			
National projects	19	97.6	5.8
Regional projects	26	267.6	4.1
GEF-MANAGED TRUST FUNDS			
LDCF projects	2	5.5	2.2
SCCF projects	0	0.0	..

Distribution by Focal Area

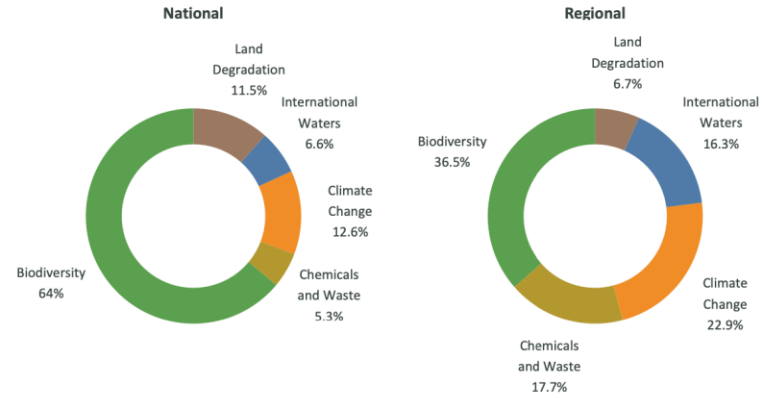

Distribution by Agency

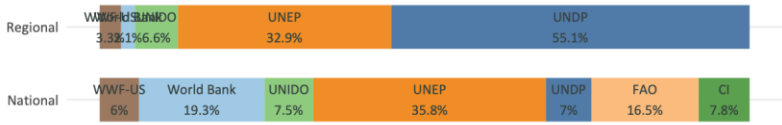

Progress

	Key indicators		Projects rated Moderately Satisfactory or above	
	Disbursement rate (%)	Average age (year)	Implementation progress (%)	Development outcomes (%)
National projects	33	4	93	93
Regional projects	30	5	88	70

COUNTRY FACTSHEET

MALAWI

Up to date as of January 19, 2023

Country Focal Points

Operational Focal Point	Political Focal Point
Ms. Shamiso NAJIRA	**Mr. Davie Wirima**
Chief Environmental Officer, Environmental Affairs Department	..
Ministry of Natural Resources	Ministry of Finance

GEF-8 Allocations and Commitments

Malawi has utilized 0 percent of its STAR resources and has **$11.9 million available for use** out of its $11.9 million allocation. This utilization rate is lower than the average of GEF countries standing at 1.1 percent.

Utilization of STAR resources

Each dot represents the share of allocated STAR resources utilized by country.

Utilization of resources in $m by focal area.

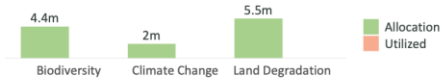

Additional GEF resources

The following presents commitments made under additional focal areas, set asides and GEF-managed trust funds. Financing amounts represent the full project financing.

Type ($m)	Resources
Chemicals and Waste	..
International Waters	..
Impact Program Incentive	..
Enabling Activity	..

Type ($m)	Approved	Allocation
Least Developed Countries Fund (LDCF)	..	20
Special Climate Change Fund (SCCF)	..	

GEF-7 Portfolio Progress

Malawi has disbursed 2.5 percent or $0.3 million out of its $12.2 million active GEF-7 commitments in national projects.

Distribution of GEF-7 projects by status

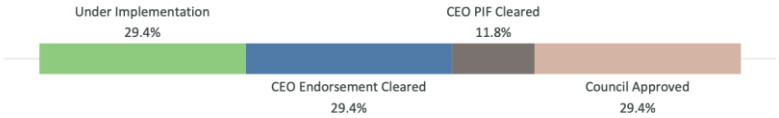

Portfolio of Ongoing Projects

Portfolio of projects across GEF-managed Trust Funds

	Number	GEF financing ($m)	Co-financing ratio (1:X)
GEF TRUST FUND			
National projects	7	24.6	7.9
Regional projects	18	127.2	2.1
GEF-MANAGED TRUST FUNDS			
LDCF projects	3	12.5	5.3
SCCF projects	0	0.0	..

Distribution by Focal Area

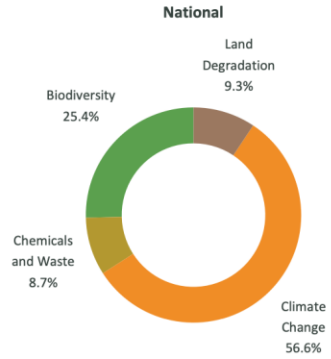

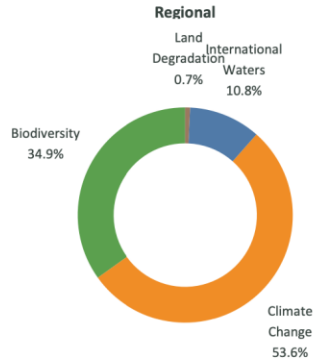

Distribution by Agency

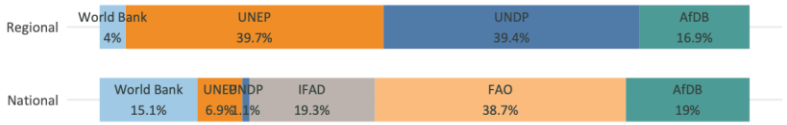

Progress

	Key indicators		Projects rated Moderately Satisfactory or above	
	Disbursement rate (%)	Average age (year)	Implementation progress (%)	Development outcomes (%)
National projects	51	4	86	100
Regional projects	28	7	100	67

COUNTRY FACTSHEET

MALAYSIA

Up to date as of December 02, 2022

Country Focal Points

Operational Focal Point	Political Focal Point
Ms. Noor Afifah Abdul Razak	**Mr. Che Kodir Baharum**
Deputy Secretary General (Environment)	Director
Ministry of Environment and Water	Economic Planning Unit, Prime Minister's Department

GEF-8 Allocations and Commitments

Malaysia has utilized 0 percent of its STAR resources and has **$26.3 million available for use** out of its $26.3 million allocation. This utilization rate is lower than the average of GEF countries standing at 0.8 percent.

Utilization of STAR resources

Each dot represents the share of allocated STAR resources utilized by country.

Utilization of resources in $m by focal area.

Additional GEF resources

The following presents commitments made under additional focal areas, set asides and GEF-managed trust funds. Financing amounts represent the full project financing.

Type ($m)	Resources
Chemicals and Waste	..
International Waters	..
Impact Program Incentive	..
Enabling Activity	..

Type ($m)	Approved	Allocation
Least Developed Countries Fund (LDCF)	..	..
Special Climate Change Fund (SCCF)	..	

GEF-7 Portfolio Progress

Malaysia has disbursed 0 percent or $0 million out of its $14.9 million active GEF-7 commitments in national projects.

Distribution of GEF-7 projects by status

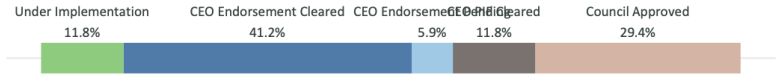

Portfolio of Ongoing Projects

Portfolio of projects across GEF-managed Trust Funds

	Number	GEF financing ($m)	Co-financing ratio (1:X)
GEF TRUST FUND			
National projects	12	43.3	6.4
Regional projects	8	89.1	2.8
GEF-MANAGED TRUST FUNDS			
LDCF projects	0	0.0	..
SCCF projects	0	0.0	..

Distribution by Focal Area

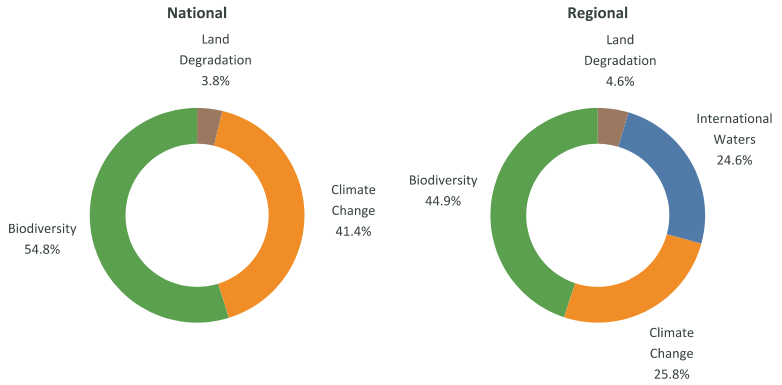

Distribution by Agency

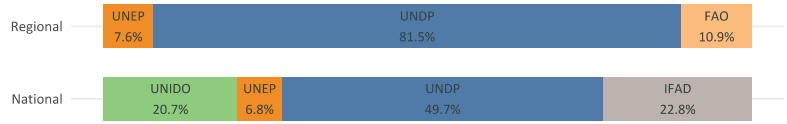

Progress

	Key indicators		Projects rated Moderately Satisfactory or above	
	Disbursement rate (%)	Average age (year)	Implementation progress (%)	Development outcomes (%)
National projects	30	4	80	100
Regional projects	22	7	100	50

COUNTRY FACTSHEET

MALDIVES

Up to date as of December 02, 2022

Country Focal Points

Operational Focal Point	Political Focal Point
Ms. Miruza Mohamed	**Dr. Abdulla Naseer**
Director	Minister of State for Environment
Ministry of Environment and Energy	Ministry of Environment

GEF-8 Allocations and Commitments

Maldives has utilized 0 percent of its STAR resources and has **$8 million available for use** out of its $8 million allocation. This utilization rate is lower than the average of GEF countries standing at 0.8 percent.

Utilization of STAR resources

Each dot represents the share of allocated STAR resources utilized by country.

Utilization of resources in $m by focal area.

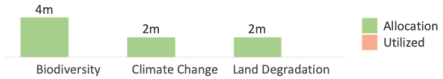

Additional GEF resources

The following presents commitments made under additional focal areas, set asides and GEF-managed trust funds. Financing amounts represent the full project financing.

Type ($m)	Resources
Chemicals and Waste	..
International Waters	..
Impact Program Incentive	..
Enabling Activity	1.7

Type ($m)	Approved	Allocation
Least Developed Countries Fund (LDCF)	..	..
Special Climate Change Fund (SCCF)	..	

GEF-7 Portfolio Progress

Maldives has disbursed 10.7 percent or $0.4 million out of its $3.3 million active GEF-7 commitments in national projects.

Distribution of GEF-7 projects by status

Portfolio of Ongoing Projects

Portfolio of projects across GEF-managed Trust Funds

	Number	GEF financing ($m)	Co-financing ratio (1:X)
GEF TRUST FUND			
National projects	7	14.6	8.3
Regional projects	13	81.0	3.2
GEF-MANAGED TRUST FUNDS			
LDCF projects	0	0.0	..
SCCF projects	0	0.0	..

Distribution by Focal Area

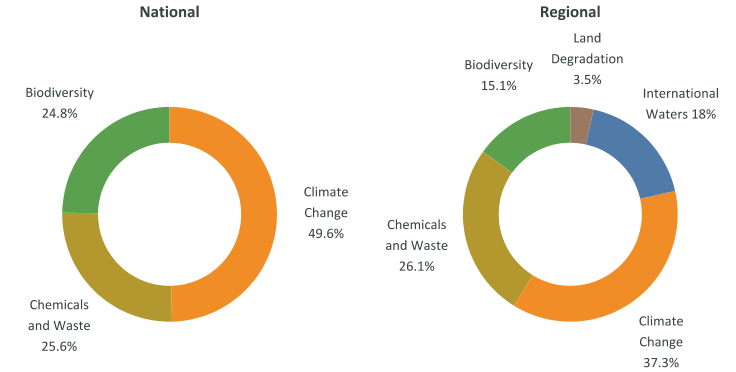

Distribution by Agency

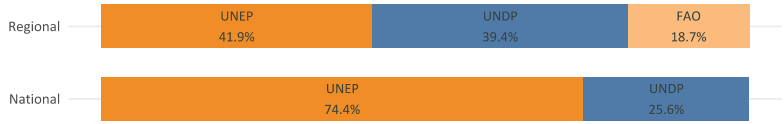

Progress

	Key indicators		Projects rated Moderately Satisfactory or above	
	Disbursement rate (%)	Average age (year)	Implementation progress (%)	Development outcomes (%)
National projects	34	3	75	75
Regional projects	39	6	100	33

COUNTRY FACTSHEET

MALI

Up to date as of January 19, 2023

Country Focal Points

Operational Focal Point	Political Focal Point
Mr. Amidou Goita	**Mr. Bamoussa Kone**
Chef Section Donnees sur l'Environnement	National Director of Development Planning
Agence de l'Environnement et du Developpment Durable	Ministry of Economy and Finance

GEF-8 Allocations and Commitments

Mali has utilized 0 percent of its STAR resources and has **$11.7 million available for use** out of its $11.7 million allocation. This utilization rate is lower than the average of GEF countries standing at 1.1 percent.

Utilization of STAR resources

Each dot represents the share of allocated STAR resources utilized by country.

Utilization of resources in $m by focal area.

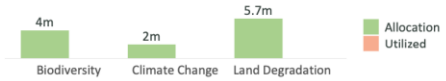

Additional GEF resources

The following presents commitments made under additional focal areas, set asides and GEF-managed trust funds. Financing amounts represent the full project financing.

Type ($m)	Resources
Chemicals and Waste	..
International Waters	..
Impact Program Incentive	..
Enabling Activity	..

Type ($m)	Approved	Allocation
Least Developed Countries Fund (LDCF)	..	20
Special Climate Change Fund (SCCF)	..	

GEF-7 Portfolio Progress

Mali has disbursed 0 percent or $0 million out of its $16.6 million active GEF-7 commitments in national projects.

Distribution of GEF-7 projects by status

Portfolio of Ongoing Projects

Portfolio of projects across GEF-managed Trust Funds

	Number	GEF financing ($m)	Co-financing ratio (1:X)
GEF TRUST FUND			
National projects	5	6.6	3.4
Regional projects	19	296.7	5.6
GEF-MANAGED TRUST FUNDS			
LDCF projects	1	1.8	17.5
SCCF projects	0	0.0	..

Distribution by Focal Area

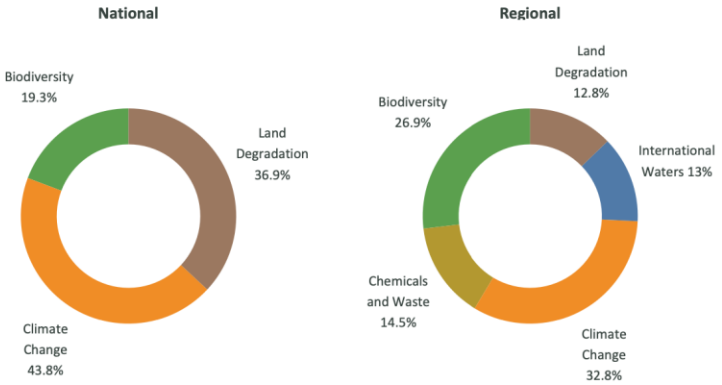

Distribution by Agency



Progress

	Key indicators		Projects rated Moderately Satisfactory or above	
	Disbursement rate (%)	Average age (year)	Implementation progress (%)	Development outcomes (%)
National projects	10	2	0	0
Regional projects	23	6	86	56

COUNTRY FACTSHEET

MALTA

Up to date as of January 19, 2023

Country Focal Points

	Operational Focal Point	Political Focal Point
	..	..
	..	..
	..	..

GEF-8 Allocations and Commitments

Malta has utilized .. percent of its STAR resources and has **$.. million available for use** out of its $.. million allocation.
This utilization rate is .. than the average of GEF countries standing at 1.1 percent.

Utilization of STAR resources

Each dot represents the share of allocated STAR resources utilized by country.

Utilization of resources in $m by focal area.

Additional GEF resources

The following presents commitments made under additional focal areas, set asides and GEF-managed trust funds. Financing amounts represent the full project financing.

Type ($m)	Resources
Chemicals and Waste	..
International Waters	..
Impact Program Incentive	..
Enabling Activity	..

Type ($m)	Approved	Allocation
Least Developed Countries Fund (LDCF)	..	..
Special Climate Change Fund (SCCF)	..	

GEF-7 Portfolio Progress

Malta has disbursed NaN percent or $0 million out of its $0 million active GEF-7 commitments in national projects.

Distribution of GEF-7 projects by status

Portfolio of Ongoing Projects

Portfolio of projects across GEF-managed Trust Funds

	Number	GEF financing ($m)	Co-financing ratio (1:X)
GEF TRUST FUND			
National projects	0	0.0	..
Regional projects	0	0.0	..
GEF-MANAGED TRUST FUNDS			
LDCF projects	0	0.0	..
SCCF projects	0	0.0	..

Distribution by Focal Area

Distribution by Agency

Progress

	Key indicators		Projects rated Moderately Satisfactory or above	
	Disbursement rate (%)	Average age (year)	Implementation progress (%)	Development outcomes (%)
National projects	..	..	..	..
Regional projects	..	..	..	..

COUNTRY FACTSHEET

MARSHALL ISLANDS

Up to date as of December 02, 2022

Country Focal Points

Operational Focal Point	Political Focal Point
Mr. Clarence Samuel	..
Director	..
Office of the Environmental Planning and Policy Coordination (OEPPC)	..

GEF-8 Allocations and Commitments

Marshall Islands has utilized 0 percent of its STAR resources and has **$8.4 million available for use** out of its $8.4 million allocation. This utilization rate is lower than the average of GEF countries standing at 0.8 percent.

Utilization of STAR resources

Each dot represents the share of allocated STAR resources utilized by country.

Utilization of resources in $m by focal area.

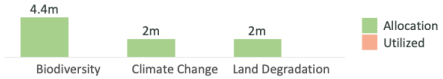

Additional GEF resources

The following presents commitments made under additional focal areas, set asides and GEF-managed trust funds. Financing amounts represent the full project financing.

Type ($m)	Resources
Chemicals and Waste	..
International Waters	..
Impact Program Incentive	..
Enabling Activity	..

Type ($m)	Approved	Allocation
Least Developed Countries Fund (LDCF)	..	..
Special Climate Change Fund (SCCF)	..	

GEF-7 Portfolio Progress

Marshall Islands has disbursed 2.7 percent or $0 million out of its $0.9 million active GEF-7 commitments in national projects.

Distribution of GEF-7 projects by status

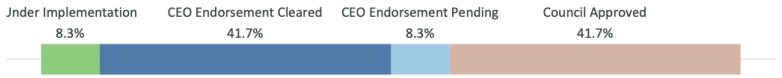

Portfolio of Ongoing Projects

Portfolio of projects across GEF-managed Trust Funds

	Number	GEF financing ($m)	Co-financing ratio (1:X)
GEF TRUST FUND			
National projects	4	5.1	0.8
Regional projects	14	178.3	1.7
GEF-MANAGED TRUST FUNDS			
LDCF projects	0	0.0	..
SCCF projects	0	0.0	..

Distribution by Focal Area

National

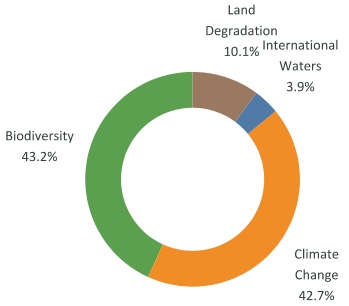

Regional

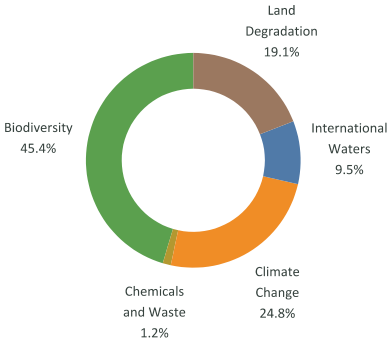

Distribution by Agency



Progress

	Key indicators		Projects rated Moderately Satisfactory or above	
	Disbursement rate (%)	Average age (year)	Implementation progress (%)	Development outcomes (%)
National projects	64	5	0	0
Regional projects	9	5	83	100

COUNTRY FACTSHEET

MAURITANIA

Up to date as of January 19, 2023

Country Focal Points

	Operational Focal Point	Political Focal Point
	Madame Aissata Daouda Diallo	**Madame Aissata Daouda Diallo**
	..	..
	Ministre de l'Environnement et du Developpement Durable de la Maurinaie	Ministre de l'Environnement et du Developpement Durable de la Maurinaie

GEF-8 Allocations and Commitments

Mauritania has utilized 0 percent of its STAR resources and has **$10.5 million available for use** out of its $10.5 million allocation. This utilization rate is lower than the average of GEF countries standing at 1.1 percent.

Utilization of STAR resources

Each dot represents the share of allocated STAR resources utilized by country.

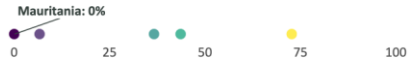

Utilization of resources in $m by focal area.

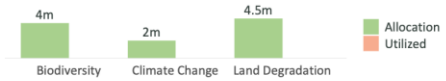

Additional GEF resources

The following presents commitments made under additional focal areas, set asides and GEF-managed trust funds. Financing amounts represent the full project financing.

Type ($m)	Resources
Chemicals and Waste	..
International Waters	..
Impact Program Incentive	..
Enabling Activity	..

Type ($m)	Approved	Allocation
Least Developed Countries Fund (LDCF)	..	20
Special Climate Change Fund (SCCF)	..	

GEF-7 Portfolio Progress

Mauritania has disbursed 0 percent or $0 million out of its $13.8 million active GEF-7 commitments in national projects.

Distribution of GEF-7 projects by status

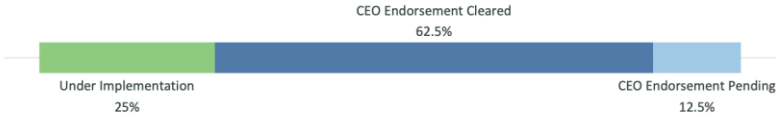

Portfolio of Ongoing Projects

Portfolio of projects across GEF-managed Trust Funds

	Number	GEF financing ($m)	Co-financing ratio (1:X)
GEF TRUST FUND			
National projects	5	15.1	2.1
Regional projects	14	162.0	8.8
GEF-MANAGED TRUST FUNDS			
LDCF projects	5	24.6	2.4
SCCF projects	0	0.0	..

Distribution by Focal Area

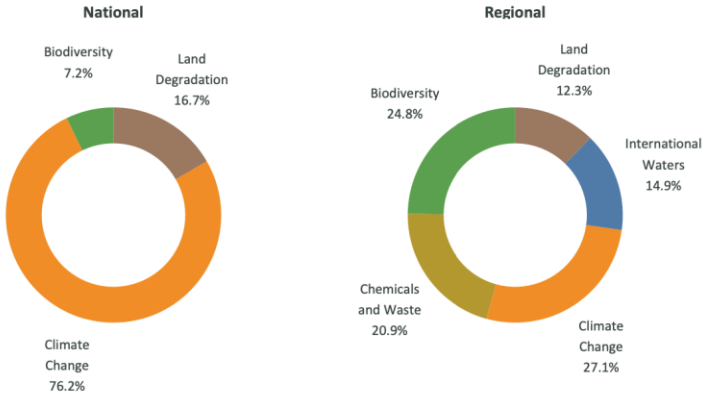

Distribution by Agency

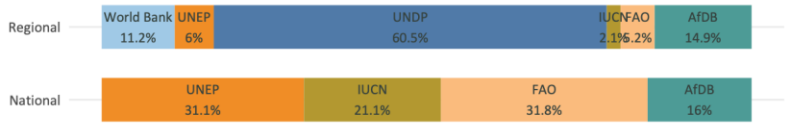

Progress

	Key indicators		Projects rated Moderately Satisfactory or above	
	Disbursement rate (%)	Average age (year)	Implementation progress (%)	Development outcomes (%)
National projects	31	4	83	83
Regional projects	20	7	100	100

COUNTRY FACTSHEET

MAURITIUS

Up to date as of January 19, 2023

Country Focal Points

Operational Focal Point	Political Focal Point
Mr. Dharam Dev Manraj	**Dr. Renganaden Padayachy**
Financial Secretary	Minister
Ministry of Finance and Economic Development	Ministry of Finance, Economic Planning and Development

GEF-8 Allocations and Commitments

Mauritius has utilized 0 percent of its STAR resources and has **$9.8 million available for use** out of its $9.8 million allocation. This utilization rate is lower than the average of GEF countries standing at 1.1 percent.

Utilization of STAR resources

Each dot represents the share of allocated STAR resources utilized by country.

Utilization of resources in $m by focal area.

Additional GEF resources

The following presents commitments made under additional focal areas, set asides and GEF-managed trust funds. Financing amounts represent the full project financing.

Type ($m)	Resources
Chemicals and Waste	..
International Waters	..
Impact Program Incentive	..
Enabling Activity	..

Type ($m)	Approved	Allocation
Least Developed Countries Fund (LDCF)	..	..
Special Climate Change Fund (SCCF)	..	

GEF-7 Portfolio Progress

Mauritius has disbursed 0 percent or $0 million out of its $7.1 million active GEF-7 commitments in national projects.

Distribution of GEF-7 projects by status

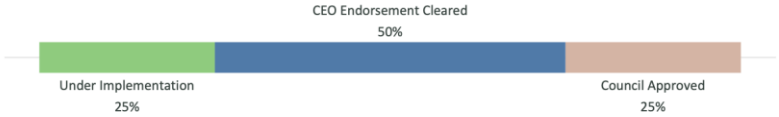

Portfolio of Ongoing Projects

Portfolio of projects across GEF-managed Trust Funds

	Number	GEF financing ($m)	Co-financing ratio (1:X)
GEF TRUST FUND			
National projects	7	18.8	6.5
Regional projects	15	239.8	3.8
GEF-MANAGED TRUST FUNDS			
LDCF projects	0	0.0	..
SCCF projects	0	0.0	..

Distribution by Focal Area

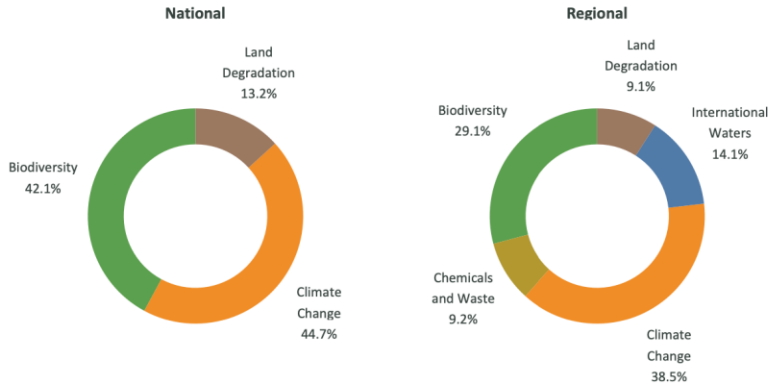

Distribution by Agency



Progress

	Key indicators		Projects rated Moderately Satisfactory or above	
	Disbursement rate (%)	Average age (year)	Implementation progress (%)	Development outcomes (%)
National projects	24	4	50	50
Regional projects	15	6	100	60

COUNTRY FACTSHEET

MEXICO

Up to date as of January 19, 2023

Country Focal Points

Operational Focal Point	Political Focal Point
Mrs. Noemi Hernández Rodriguez Borjas	**Mrs. Laura Elisa Aguirre Tellez**
Director	Director General
Ministry of Finance and Public Credit	Ministry of Finance and Public Credit

GEF-8 Allocations and Commitments

Mexico has utilized 0 percent of its STAR resources and has **$71.9 million available for use** out of its $71.9 million allocation. This utilization rate is lower than the average of GEF countries standing at 1.1 percent.

Utilization of STAR resources

Each dot represents the share of allocated STAR resources utilized by country.

Utilization of resources in $m by focal area.

Additional GEF resources

The following presents commitments made under additional focal areas, set asides and GEF-managed trust funds. Financing amounts represent the full project financing.

Type ($m)	Resources
Chemicals and Waste	0.5
International Waters	..
Impact Program Incentive	..
Enabling Activity	..

Type ($m)	Approved	Allocation
Least Developed Countries Fund (LDCF)	..	..
Special Climate Change Fund (SCCF)	..	

GEF-7 Portfolio Progress

Mexico has disbursed 6.8 percent or $3.4 million out of its $50.1 million active GEF-7 commitments in national projects.

Distribution of GEF-7 projects by status

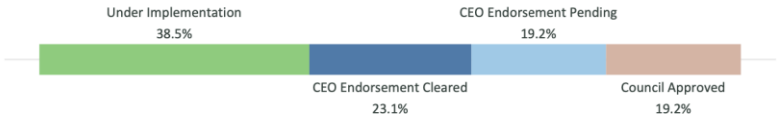

Portfolio of Ongoing Projects

Portfolio of projects across GEF-managed Trust Funds

	Number	GEF financing ($m)	Co-financing ratio (1:X)
GEF TRUST FUND			
National projects	16	129.0	7.7
Regional projects	12	96.2	3.6
GEF-MANAGED TRUST FUNDS			
LDCF projects	0	0.0	..
SCCF projects	1	6.0	5

Distribution by Focal Area

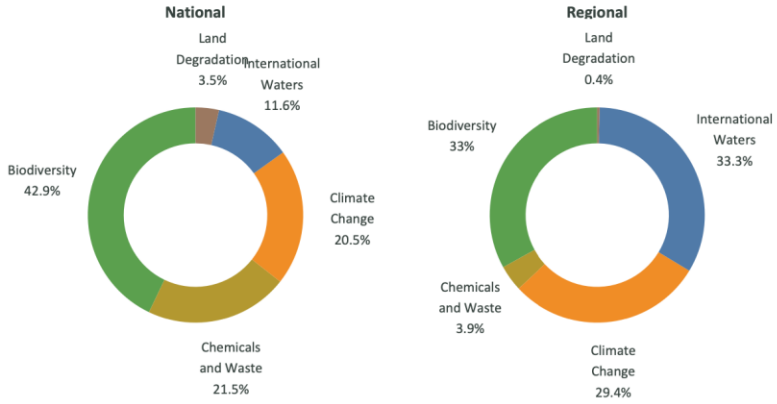

Distribution by Agency

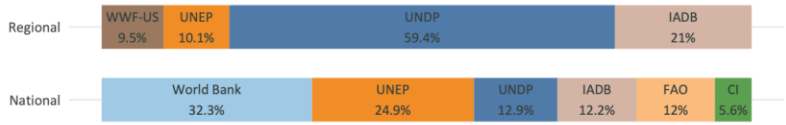

Progress

	Key indicators		Projects rated Moderately Satisfactory or above	
	Disbursement rate (%)	Average age (year)	Implementation progress (%)	Development outcomes (%)
National projects	18	3	64	64
Regional projects	24	8	100	100

COUNTRY FACTSHEET

MICRONESIA

Up to date as of December 02, 2022

Country Focal Points

Operational Focal Point	Political Focal Point
Honorable Mr. Andrew Yatilman	**H.E. Mrs. Jane Chigiyal**
Secretary/Minister	Ambassador, Permanent Representative
Department of Environment, Climate Change and Emergency Management	Permanent Mission of Micronesia to the United Nations

GEF-8 Allocations and Commitments

Micronesia has utilized 0 percent of its STAR resources and has **$9.1 million available for use** out of its $9.1 million allocation. This utilization rate is lower than the average of GEF countries standing at 0.8 percent.

Utilization of STAR resources

Each dot represents the share of allocated STAR resources utilized by country.

Utilization of resources in $m by focal area.

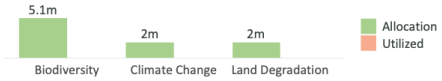

Additional GEF resources

The following presents commitments made under additional focal areas, set asides and GEF-managed trust funds. Financing amounts represent the full project financing.

Type ($m)	Resources
Chemicals and Waste	..
International Waters	..
Impact Program Incentive	..
Enabling Activity	..

Type ($m)	Approved	Allocation
Least Developed Countries Fund (LDCF)	..	..
Special Climate Change Fund (SCCF)	..	

GEF-7 Portfolio Progress

Micronesia has disbursed NaN percent or $0 million out of its $0 million active GEF-7 commitments in national projects.

Distribution of GEF-7 projects by status

Portfolio of Ongoing Projects

Portfolio of projects across GEF-managed Trust Funds

	Number	GEF financing ($m)	Co-financing ratio (1:X)
GEF TRUST FUND			
National projects	8	12.1	2.5
Regional projects	8	138.1	1.6
GEF-MANAGED TRUST FUNDS			
LDCF projects	0	0.0	..
SCCF projects	0	0.0	..

Distribution by Focal Area

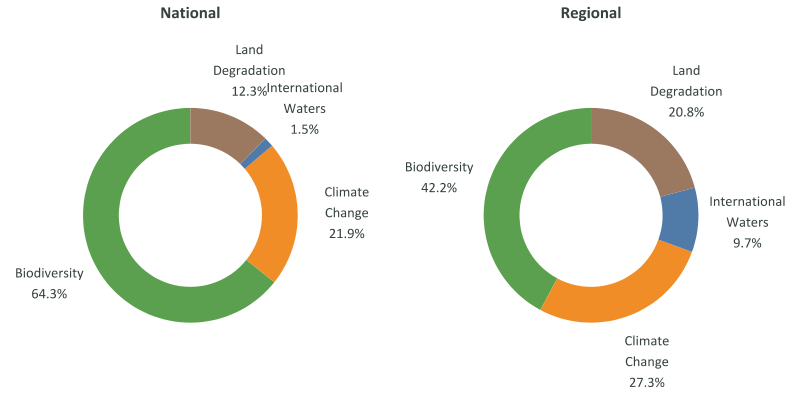

Distribution by Agency



Progress

	Key indicators		Projects rated Moderately Satisfactory or above	
	Disbursement rate (%)	Average age (year)	Implementation progress (%)	Development outcomes (%)
National projects	37	4	33	0
Regional projects	4	4	100	100

COUNTRY FACTSHEET

MOLDOVA

Up to date as of January 19, 2023

Country Focal Points

Operational Focal Point	Political Focal Point
Mr. Petru Tataru	**Ms. Iordanca-Rodica Iordanov**
Head of Policy Analysis, Monitoring and Evaluation Department	State Secretary
Ministry of Environment of the Republic of Moldova	Ministry of Environment

GEF-8 Allocations and Commitments

Moldova has utilized 0 percent of its STAR resources and has **$8.8 million available for use** out of its $8.8 million allocation. This utilization rate is lower than the average of GEF countries standing at 1.1 percent.

Utilization of STAR resources

Each dot represents the share of allocated STAR resources utilized by country.

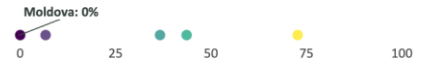

Utilization of resources in $m by focal area.

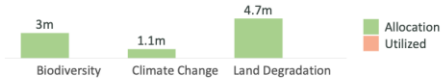

Additional GEF resources

The following presents commitments made under additional focal areas, set asides and GEF-managed trust funds. Financing amounts represent the full project financing.

Type ($m)	Resources
Chemicals and Waste	..
International Waters	..
Impact Program Incentive	..
Enabling Activity	..

Type ($m)	Approved	Allocation
Least Developed Countries Fund (LDCF)	..	..
Special Climate Change Fund (SCCF)	..	

GEF-7 Portfolio Progress

Moldova has disbursed 15.5 percent or $1.2 million out of its $7.6 million active GEF-7 commitments in national projects.

Distribution of GEF-7 projects by status

Portfolio of Ongoing Projects

Portfolio of projects across GEF-managed Trust Funds

	Number	GEF financing ($m)	Co-financing ratio (1:X)
GEF TRUST FUND			
National projects	8	10.2	9.6
Regional projects	11	144.4	2.6
GEF-MANAGED TRUST FUNDS			
LDCF projects	0	0.0	..
SCCF projects	0	0.0	..

Distribution by Focal Area

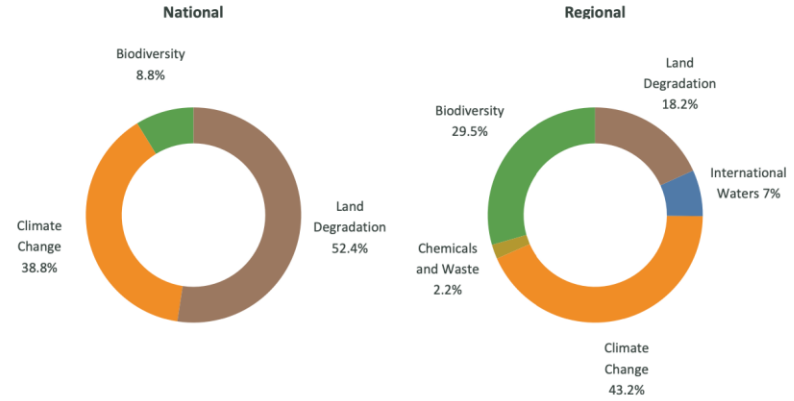

Distribution by Agency

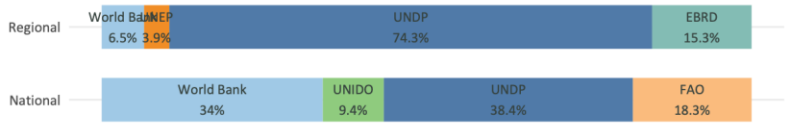

Progress

	Key indicators		Projects rated Moderately Satisfactory or above	
	Disbursement rate (%)	Average age (year)	Implementation progress (%)	Development outcomes (%)
National projects	29	3	100	50
Regional projects	2	6	100	100

COUNTRY FACTSHEET

MONGOLIA

Up to date as of December 02, 2022

Country Focal Points

Operational Focal Point	Political Focal Point
Ms. Tserendulam Shagdarsuren	**Mr. Odonbaatar SHIJEEKHUU**
Director General of Climate Change Department	Director, Department of Policy and Planning
Ministry of Environment and Tourism of Mongolia	Ministry of Foreign Affairs of Mongolia

GEF-8 Allocations and Commitments

Mongolia has utilized 0 percent of its STAR resources and has **$10.1 million available for use** out of its $10.1 million allocation. This utilization rate is lower than the average of GEF countries standing at 0.8 percent.

Utilization of STAR resources

Each dot represents the share of allocated STAR resources utilized by country.

Utilization of resources in $m by focal area.

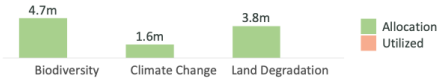

Additional GEF resources

The following presents commitments made under additional focal areas, set asides and GEF-managed trust funds. Financing amounts represent the full project financing.

Type ($m)	Resources
Chemicals and Waste	..
International Waters	..
Impact Program Incentive	..
Enabling Activity	..

Type ($m)	Approved	Allocation
Least Developed Countries Fund (LDCF)	..	..
Special Climate Change Fund (SCCF)	..	

GEF-7 Portfolio Progress

Mongolia has disbursed 18.9 percent or $1.3 million out of its $7.1 million active GEF-7 commitments in national projects.

Distribution of GEF-7 projects by status

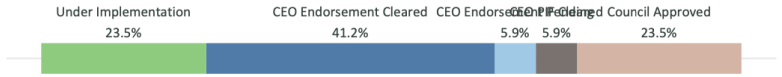

Portfolio of Ongoing Projects

Portfolio of projects across GEF-managed Trust Funds

	Number	GEF financing ($m)	Co-financing ratio (1:X)
GEF TRUST FUND			
National projects	5	15.5	6.4
Regional projects	15	220.3	1.4
GEF-MANAGED TRUST FUNDS			
LDCF projects	0	0.0	..
SCCF projects	1	1.5	7.7

Distribution by Focal Area

National

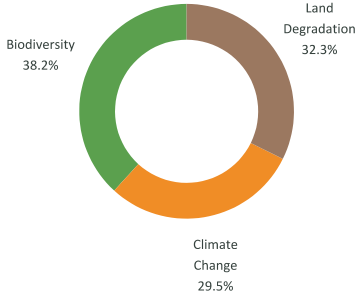

Regional

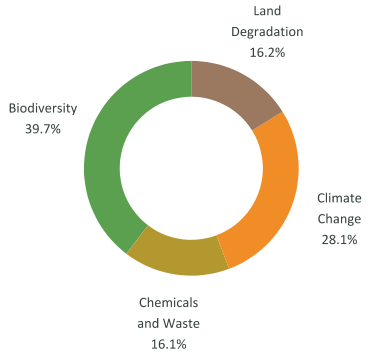

Distribution by Agency

Progress

	Key indicators		Projects rated Moderately Satisfactory or above	
	Disbursement rate (%)	Average age (year)	Implementation progress (%)	Development outcomes (%)
National projects	33	4	100	100
Regional projects	13	6	75	60

COUNTRY FACTSHEET

MONTENEGRO

Up to date as of January 19, 2023

Country Focal Points

Operational Focal Point	Political Focal Point
Ms. Milica Sarancic	**Mr. Ratko Mitrovic**
Head of Division for EU Integration and International Cooperation	Minister
Ministry of Ecology, Spatial Planning and Urbanism of Montenegro	Ministry of Ecology, Spatial Planning and Urbanism of Montenegro

GEF-8 Allocations and Commitments

Montenegro has utilized 0 percent of its STAR resources and has **$6.3 million available for use** out of its $6.3 million allocation. This utilization rate is lower than the average of GEF countries standing at 1.1 percent.

Utilization of STAR resources

Each dot represents the share of allocated STAR resources utilized by country.

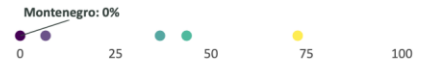

Utilization of resources in $m by focal area.

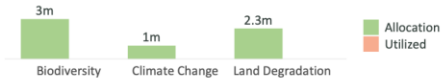

Additional GEF resources

The following presents commitments made under additional focal areas, set asides and GEF-managed trust funds. Financing amounts represent the full project financing.

Type ($m)	Resources
Chemicals and Waste	..
International Waters	..
Impact Program Incentive	..
Enabling Activity	..

Type ($m)	Approved	Allocation
Least Developed Countries Fund (LDCF)	..	..
Special Climate Change Fund (SCCF)	..	

GEF-7 Portfolio Progress

Montenegro has disbursed 8.5 percent or $0.4 million out of its $4.1 million active GEF-7 commitments in national projects.

Distribution of GEF-7 projects by status

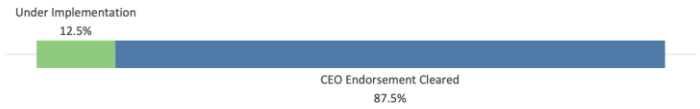

Portfolio of Ongoing Projects

Portfolio of projects across GEF-managed Trust Funds

	Number	GEF financing ($m)	Co-financing ratio (1:X)
GEF TRUST FUND			
National projects	5	9.3	7.0
Regional projects	18	114.5	13.3
GEF-MANAGED TRUST FUNDS			
LDCF projects	0	0.0	..
SCCF projects	1	1.0	4.9

Distribution by Focal Area

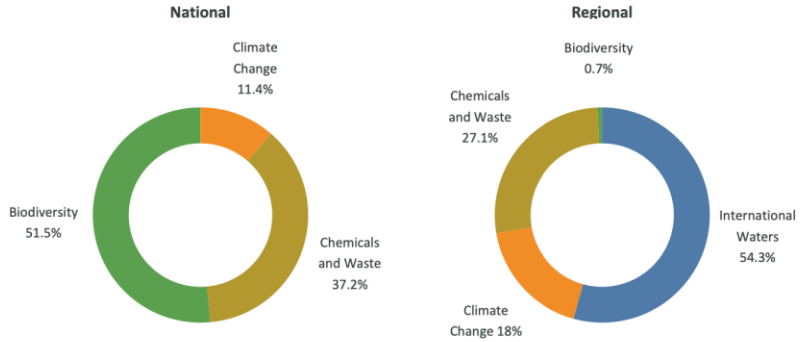

Distribution by Agency

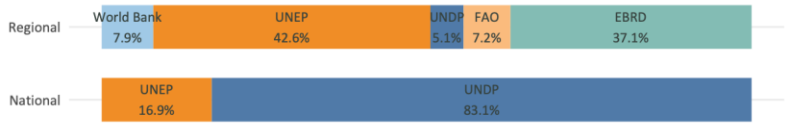

Progress

	Key indicators		Projects rated Moderately Satisfactory or above	
	Disbursement rate (%)	Average age (year)	Implementation progress (%)	Development outcomes (%)
National projects	42	4	100	100
Regional projects	2	3	83	67

COUNTRY FACTSHEET

MOROCCO

Up to date as of January 19, 2023

Country Focal Points

Operational Focal Point	Political Focal Point
Mr. Rachid Firadi	**Mr. Mohamed Benyahia**
Director of Partnership, Communication and Cooperation	Secretaire General
Secretariat of State in Charge of Sustainable Development	Secretariat d'Etat charge du Developpement Durable

GEF-8 Allocations and Commitments

Morocco has utilized 0 percent of its STAR resources and has **$11.5 million available for use** out of its $11.5 million allocation. This utilization rate is lower than the average of GEF countries standing at 1.1 percent.

Utilization of STAR resources

Each dot represents the share of allocated STAR resources utilized by country.

Utilization of resources in $m by focal area.

Additional GEF resources

The following presents commitments made under additional focal areas, set asides and GEF-managed trust funds. Financing amounts represent the full project financing.

Type ($m)	Resources
Chemicals and Waste	..
International Waters	..
Impact Program Incentive	..
Enabling Activity	1.7

Type ($m)	Approved	Allocation
Least Developed Countries Fund (LDCF)	..	..
Special Climate Change Fund (SCCF)	..	

GEF-7 Portfolio Progress

Morocco has disbursed 0 percent or $0 million out of its $12.6 million active GEF-7 commitments in national projects.

Distribution of GEF-7 projects by status

Portfolio of Ongoing Projects

Portfolio of projects across GEF-managed Trust Funds

	Number	GEF financing ($m)	Co-financing ratio (1:X)
GEF TRUST FUND			
National projects	11	31.2	14.4
Regional projects	20	184.0	7.6
GEF-MANAGED TRUST FUNDS			
LDCF projects	0	0.0	..
SCCF projects	3	13.7	6

Distribution by Focal Area

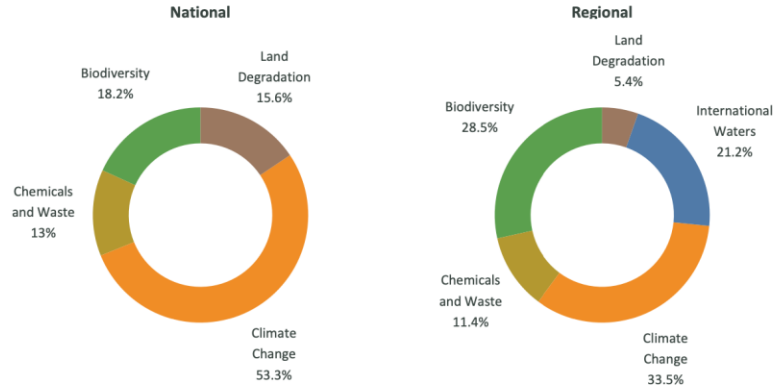

Distribution by Agency

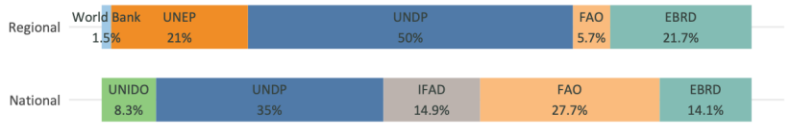

Progress

	Key indicators		Projects rated Moderately Satisfactory or above	
	Disbursement rate (%)	Average age (year)	Implementation progress (%)	Development outcomes (%)
National projects	42	5	86	67
Regional projects	5	5	90	80

COUNTRY FACTSHEET

MOZAMBIQUE

Up to date as of January 19, 2023

Country Focal Points

Operational Focal Point	Political Focal Point
Mr. Claudio Afonso	**Mrs. Ivete Maibaze**
National Director of Climate Change	Minister
Ministry of Land and Environment	Ministry of Land and Environment

GEF-8 Allocations and Commitments

Mozambique has utilized 0 percent of its STAR resources and has **$25.4 million available for use** out of its $25.4 million allocation. This utilization rate is lower than the average of GEF countries standing at 1.1 percent.

Utilization of STAR resources

Each dot represents the share of allocated STAR resources utilized by country.

Utilization of resources in $m by focal area.

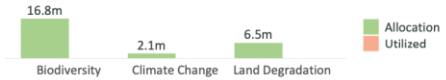

Additional GEF resources

The following presents commitments made under additional focal areas, set asides and GEF-managed trust funds. Financing amounts represent the full project financing.

Type ($m)	Resources
Chemicals and Waste	..
International Waters	..
Impact Program Incentive	..
Enabling Activity	..

Type ($m)	Approved	Allocation
Least Developed Countries Fund (LDCF)	..	20
Special Climate Change Fund (SCCF)	..	

GEF-7 Portfolio Progress

Mozambique has disbursed 71.3 percent or $16.5 million out of its $23.1 million active GEF-7 commitments in national projects.

Distribution of GEF-7 projects by status

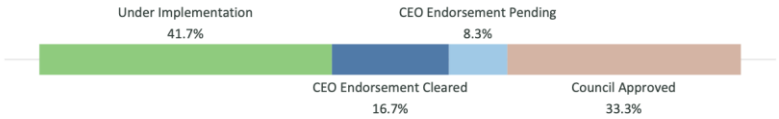

Portfolio of Ongoing Projects

Portfolio of projects across GEF-managed Trust Funds

	Number	GEF financing ($m)	Co-financing ratio (1:X)
GEF TRUST FUND			
National projects	8	46.8	4.9
Regional projects	22	238.0	4.4
GEF-MANAGED TRUST FUNDS			
LDCF projects	1	6.0	3.8
SCCF projects	0	0.0	..

Distribution by Focal Area

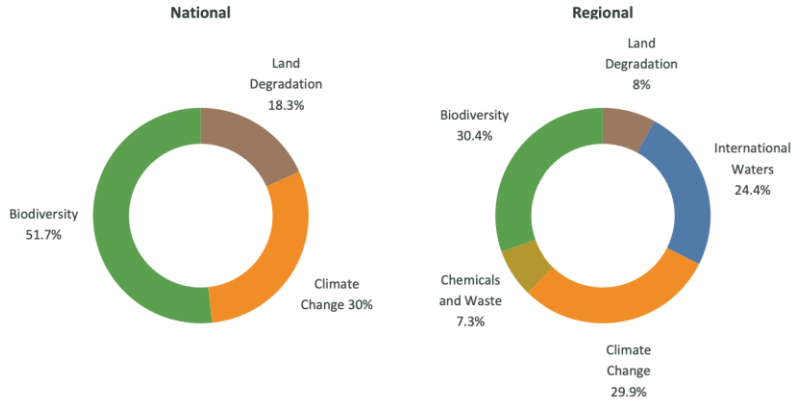

Distribution by Agency

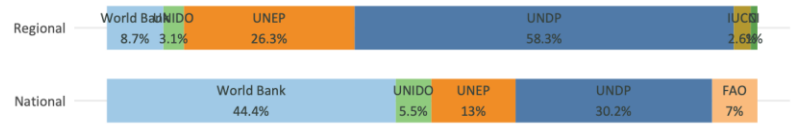

Progress

	Key indicators		Projects rated Moderately Satisfactory or above	
	Disbursement rate (%)	Average age (year)	Implementation progress (%)	Development outcomes (%)
National projects	71	5	83	83
Regional projects	29	6	88	73

COUNTRY FACTSHEET

MYANMAR

Up to date as of January 19, 2023

Country Focal Points

Operational Focal Point	Political Focal Point
Mr. Hla Maung THEIN	..
Director General, Environmental Conservation Department	..
Ministry of Natural Resources and Environmental Conservation	..

GEF-8 Allocations and Commitments

Myanmar has utilized 0 percent of its STAR resources and has **$19.3 million available for use** out of its $19.3 million allocation. This utilization rate is lower than the average of GEF countries standing at 1.1 percent.

Utilization of STAR resources

Each dot represents the share of allocated STAR resources utilized by country.

Utilization of resources in $m by focal area.

Additional GEF resources

The following presents commitments made under additional focal areas, set asides and GEF-managed trust funds. Financing amounts represent the full project financing.

Type ($m)	Resources
Chemicals and Waste	..
International Waters	..
Impact Program Incentive	..
Enabling Activity	..

Type ($m)	Approved	Allocation
Least Developed Countries Fund (LDCF)	..	20
Special Climate Change Fund (SCCF)	..	

GEF-7 Portfolio Progress

Myanmar has disbursed NaN percent or $0 million out of its $0 million active GEF-7 commitments in national projects.

Distribution of GEF-7 projects by status

Portfolio of Ongoing Projects

Portfolio of projects across GEF-managed Trust Funds

	Number	GEF financing ($m)	Co-financing ratio (1:X)
GEF TRUST FUND			
National projects	2	9.4	13.4
Regional projects	8	43.7	0.9
GEF-MANAGED TRUST FUNDS			
LDCF projects	2	15.0	7.7
SCCF projects	0	0.0	..

Distribution by Focal Area

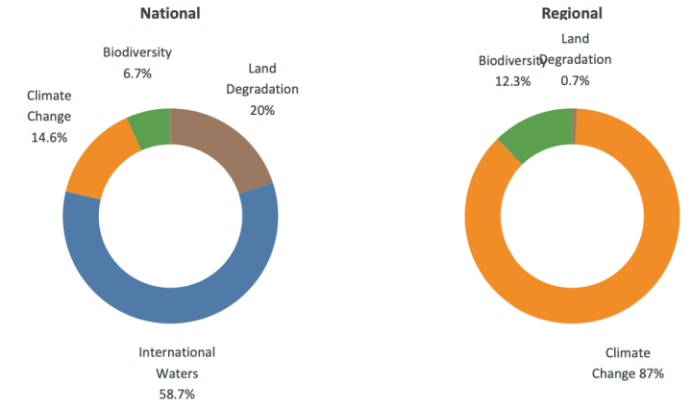

Distribution by Agency

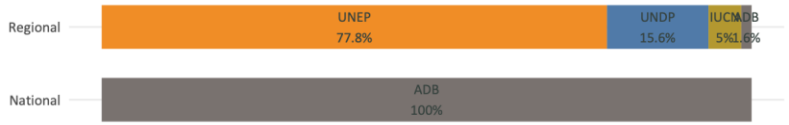

Progress

	Key indicators		Projects rated Moderately Satisfactory or above	
	Disbursement rate (%)	Average age (year)	Implementation progress (%)	Development outcomes (%)
National projects	38	4	100	100
Regional projects	62	7	100	75

COUNTRY FACTSHEET

NAMIBIA

Up to date as of January 19, 2023

Country Focal Points

	Operational Focal Point	Political Focal Point
	Mr. Teofilus Nghitila	..
	Director of Environmental Affairs	..
	Ministry of Environment and Tourism	..

GEF-8 Allocations and Commitments

Namibia has utilized 0 percent of its STAR resources and has **$16.5 million available for use** out of its $16.5 million allocation. This utilization rate is lower than the average of GEF countries standing at 1.1 percent.

Utilization of STAR resources

Each dot represents the share of allocated STAR resources utilized by country.

Utilization of resources in $m by focal area.

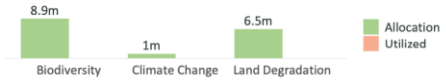

Additional GEF resources

The following presents commitments made under additional focal areas, set asides and GEF-managed trust funds. Financing amounts represent the full project financing.

Type ($m)	Resources
Chemicals and Waste	..
International Waters	..
Impact Program Incentive	..
Enabling Activity	..

Type ($m)	Approved	Allocation
Least Developed Countries Fund (LDCF)	..	..
Special Climate Change Fund (SCCF)	..	

GEF-7 Portfolio Progress

Namibia has disbursed 5.4 percent or $0.8 million out of its $14.3 million active GEF-7 commitments in national projects.

Distribution of GEF-7 projects by status

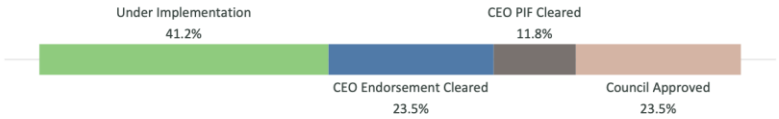

Portfolio of Ongoing Projects

Portfolio of projects across GEF-managed Trust Funds

	Number	GEF financing ($m)	Co-financing ratio (1:X)
GEF TRUST FUND			
National projects	7	25.4	7.2
Regional projects	15	183.8	8.2
GEF-MANAGED TRUST FUNDS			
LDCF projects	0	0.0	..
SCCF projects	0	0.0	..

Distribution by Focal Area

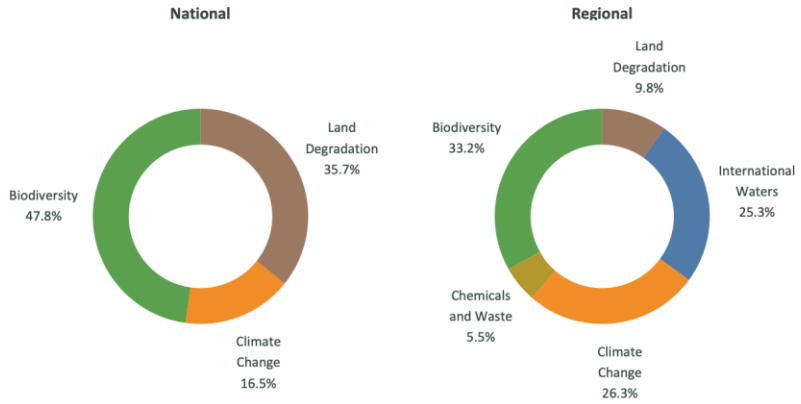

Distribution by Agency



Progress

	Key indicators		Projects rated Moderately Satisfactory or above	
	Disbursement rate (%)	Average age (year)	Implementation progress (%)	Development outcomes (%)
National projects	22	2	50	50
Regional projects	17	6	80	80

COUNTRY FACTSHEET

NAURU

Up to date as of December 02, 2022

Country Focal Points

	Operational Focal Point	Political Focal Point
	Mrs. Berilyn Jeremiah	..
	Secretary for Commerce, Industry and Environment	..
	Commerce, Industry and Environment	..

GEF-8 Allocations and Commitments

Nauru has utilized 0 percent of its STAR resources and has **$8 million available for use** out of its $8 million allocation. This utilization rate is lower than the average of GEF countries standing at 0.8 percent.

Utilization of STAR resources

Each dot represents the share of allocated STAR resources utilized by country.

Utilization of resources in $m by focal area.

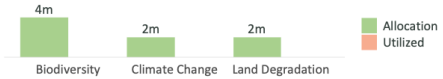

Additional GEF resources

The following presents commitments made under additional focal areas, set asides and GEF-managed trust funds. Financing amounts represent the full project financing.

Type ($m)	Resources
Chemicals and Waste	..
International Waters	..
Impact Program Incentive	..
Enabling Activity	..

Type ($m)	Approved	Allocation
Least Developed Countries Fund (LDCF)	..	..
Special Climate Change Fund (SCCF)	..	

GEF-7 Portfolio Progress

Nauru has disbursed 0 percent or $0 million out of its $3.5 million active GEF-7 commitments in national projects.

Distribution of GEF-7 projects by status

Portfolio of Ongoing Projects

Portfolio of projects across GEF-managed Trust Funds

	Number	GEF financing ($m)	Co-financing ratio (1:X)
GEF TRUST FUND			
National projects	2	6.8	6.2
Regional projects	9	122.8	1.5
GEF-MANAGED TRUST FUNDS			
LDCF projects	0	0.0	..
SCCF projects	0	0.0	..

Distribution by Focal Area

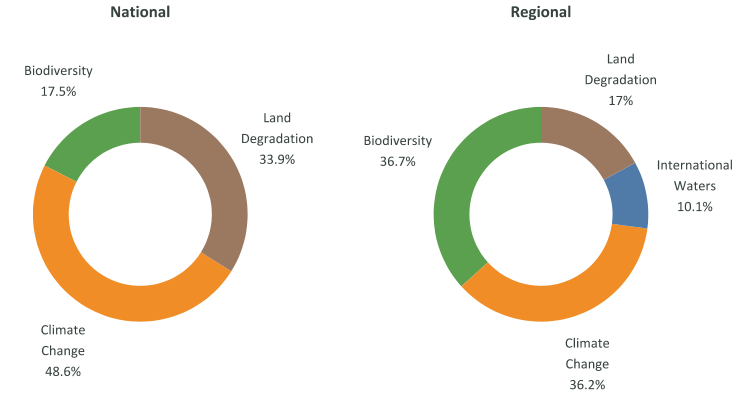

Distribution by Agency

Progress

	Key indicators		Projects rated Moderately Satisfactory or above	
	Disbursement rate (%)	Average age (year)	Implementation progress (%)	Development outcomes (%)
National projects	3	2	0	0
Regional projects	19	7	100	80

Scale document down

COUNTRY FACTSHEET
NEPAL

Up to date as of December 02, 2022

Country Focal Points

Operational Focal Point	Political Focal Point
Mr. Ishwori Prasad Aryal	**Mr. Madhu Marasini**
Joint Secretary	Secretary
International Economic Cooperation Coordination Division (IECCD), Ministry of Finance	Ministry of Finance

GEF-8 Allocations and Commitments

Nepal has utilized 0 percent of its STAR resources and has **$9.3 million available for use** out of its $9.3 million allocation. This utilization rate is lower than the average of GEF countries standing at 0.8 percent.

Utilization of STAR resources

Each dot represents the share of allocated STAR resources utilized by country.

Utilization of resources in $m by focal area.

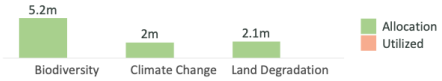

Additional GEF resources

The following presents commitments made under additional focal areas, set asides and GEF-managed trust funds. Financing amounts represent the full project financing.

Type ($m)	Resources
Chemicals and Waste	..
International Waters	..
Impact Program Incentive	..
Enabling Activity	..

Type ($m)	Approved	Allocation
Least Developed Countries Fund (LDCF)	..	20
Special Climate Change Fund (SCCF)	..	

GEF-7 Portfolio Progress

Nepal has disbursed 0 percent or $0 million out of its $16.4 million active GEF-7 commitments in national projects.

Distribution of GEF-7 projects by status

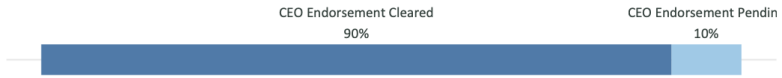

Portfolio of Ongoing Projects

Portfolio of projects across GEF-managed Trust Funds

	Number	GEF financing ($m)	Co-financing ratio (1:X)
GEF TRUST FUND			
National projects	7	17.9	4.9
Regional projects	10	200.4	1.3
GEF-MANAGED TRUST FUNDS			
LDCF projects	5	36.5	3.6
SCCF projects	0	0.0	..

Distribution by Focal Area

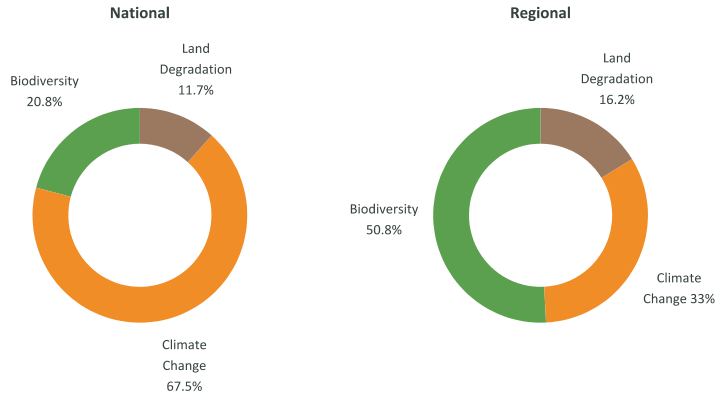

Distribution by Agency

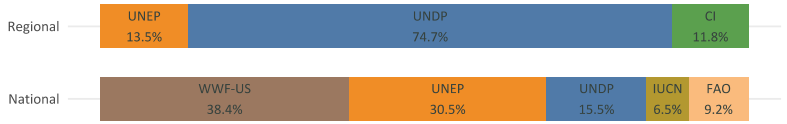

Progress

	Key indicators		Projects rated Moderately Satisfactory or above	
	Disbursement rate (%)	Average age (year)	Implementation progress (%)	Development outcomes (%)
National projects	9	4	40	80
Regional projects	18	7	100	50

COUNTRY FACTSHEET

NICARAGUA

Up to date as of January 19, 2023

Country Focal Points

Operational Focal Point	Political Focal Point
Mr. Javier Gutierrez Ramirez	**Mrs. Fanny Sumaya Castillo Lara**
Vice Ministro	Ministra
Ministerio del Ambiente y los Recursos Naturales	Ministerio del Ambiente y los Recursos Naturales (MARENA)

GEF-8 Allocations and Commitments

Nicaragua has utilized 0 percent of its STAR resources and has **$9.8 million available for use** out of its $9.8 million allocation. This utilization rate is lower than the average of GEF countries standing at 1.1 percent.

Utilization of STAR resources

Each dot represents the share of allocated STAR resources utilized by country.

Utilization of resources in $m by focal area.

Additional GEF resources

The following presents commitments made under additional focal areas, set asides and GEF-managed trust funds. Financing amounts represent the full project financing.

Type ($m)	Resources
Chemicals and Waste	..
International Waters	..
Impact Program Incentive	..
Enabling Activity	..

Type ($m)	Approved	Allocation
Least Developed Countries Fund (LDCF)	..	..
Special Climate Change Fund (SCCF)	..	

GEF-7 Portfolio Progress

Nicaragua has disbursed 9.7 percent or $1.4 million out of its $14.1 million active GEF-7 commitments in national projects.

Distribution of GEF-7 projects by status

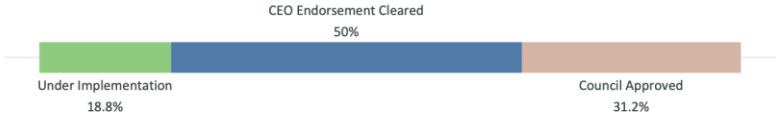

Portfolio of Ongoing Projects

Portfolio of projects across GEF-managed Trust Funds

	Number	GEF financing ($m)	Co-financing ratio (1:X)
GEF TRUST FUND			
National projects	7	23.8	5.9
Regional projects	6	132.9	1.5
GEF-MANAGED TRUST FUNDS			
LDCF projects	0	0.0	..
SCCF projects	0	0.0	..

Distribution by Focal Area

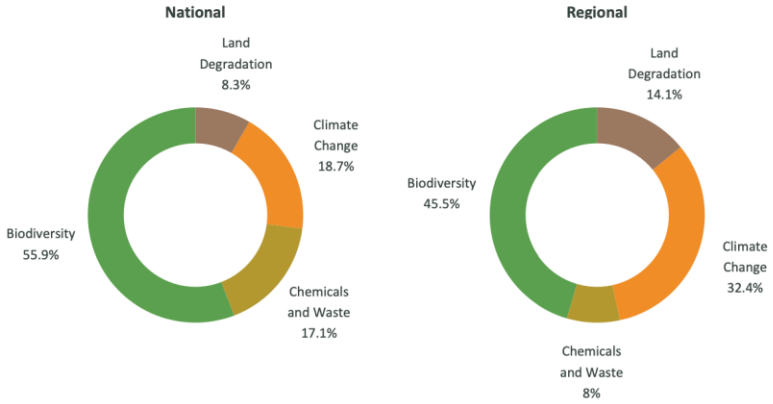

Distribution by Agency

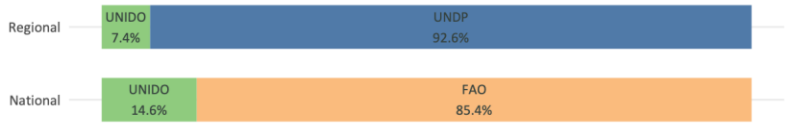

Progress

	Key indicators		Projects rated Moderately Satisfactory or above	
	Disbursement rate (%)	Average age (year)	Implementation progress (%)	Development outcomes (%)
National projects	18	2	100	100
Regional projects	7	10	100	100

COUNTRY FACTSHEET

NIGER

Up to date as of January 19, 2023

Country Focal Points

Operational Focal Point	Political Focal Point
Mr. Yakoubou Mahaman Sani	**Dr. Maazou Kamaye**
Directeur General	Executive Secretary, National Council on Environment and Sustainable Development (CNEDD)
Direction General de la Programmation du Developpement	Prime Minister's Cabinet

GEF-8 Allocations and Commitments

Niger has utilized 0 percent of its STAR resources and has **$12.4 million available for use** out of its $12.4 million allocation. This utilization rate is lower than the average of GEF countries standing at 1.1 percent.

Utilization of STAR resources

Each dot represents the share of allocated STAR resources utilized by country.

Utilization of resources in $m by focal area.

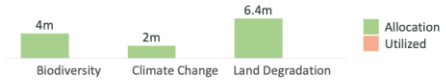

Additional GEF resources

The following presents commitments made under additional focal areas, set asides and GEF-managed trust funds. Financing amounts represent the full project financing.

Type ($m)	Resources
Chemicals and Waste	..
International Waters	..
Impact Program Incentive	..
Enabling Activity	..

Type ($m)	Approved	Allocation
Least Developed Countries Fund (LDCF)	..	20
Special Climate Change Fund (SCCF)	..	

GEF-7 Portfolio Progress

Niger has disbursed 4.9 percent or $0.3 million out of its $6.2 million active GEF-7 commitments in national projects.

Distribution of GEF-7 projects by status

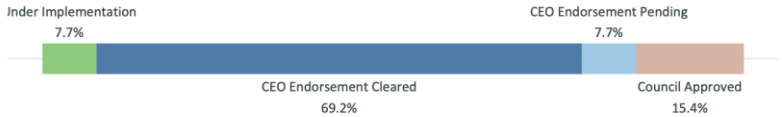

Portfolio of Ongoing Projects

Portfolio of projects across GEF-managed Trust Funds

	Number	GEF financing ($m)	Co-financing ratio (1:X)
GEF TRUST FUND			
National projects	7	22.2	8.0
Regional projects	21	278.3	6.5
GEF-MANAGED TRUST FUNDS			
LDCF projects	1	8.9	3.6
SCCF projects	0	0.0	..

Distribution by Focal Area

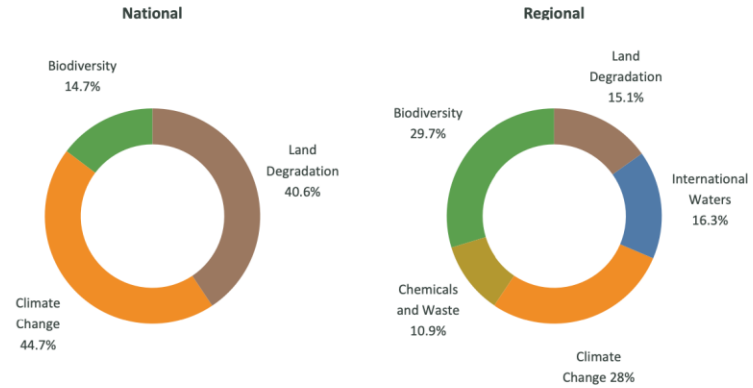

Distribution by Agency

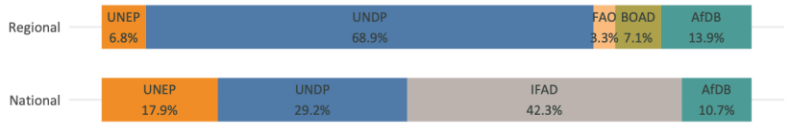

Progress

	Key indicators		Projects rated Moderately Satisfactory or above	
	Disbursement rate (%)	Average age (year)	Implementation progress (%)	Development outcomes (%)
National projects	31	3	75	75
Regional projects	11	5	75	62

COUNTRY FACTSHEET

NIGERIA

Up to date as of January 19, 2023

Country Focal Points

Operational Focal Point	Political Focal Point
Mr. Stanley Jonah	**Ms. Sharon Ikeazor**
Director	Honourable Minister of State
Federal Ministry of Environment	Federal Ministry of Environment

GEF-8 Allocations and Commitments

Nigeria has utilized 0 percent of its STAR resources and has **$21.4 million available for use** out of its $21.4 million allocation. This utilization rate is lower than the average of GEF countries standing at 1.1 percent.

Utilization of STAR resources

Each dot represents the share of allocated STAR resources utilized by country.

Utilization of resources in $m by focal area.

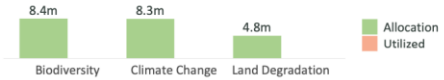

Additional GEF resources

The following presents commitments made under additional focal areas, set asides and GEF-managed trust funds. Financing amounts represent the full project financing.

Type ($m)	Resources
Chemicals and Waste	2.5
International Waters	..
Impact Program Incentive	..
Enabling Activity	..

Type ($m)	Approved	Allocation
Least Developed Countries Fund (LDCF)	..	..
Special Climate Change Fund (SCCF)	..	

GEF-7 Portfolio Progress

Nigeria has disbursed 11.7 percent or $2.5 million out of its $21.3 million active GEF-7 commitments in national projects.

Distribution of GEF-7 projects by status

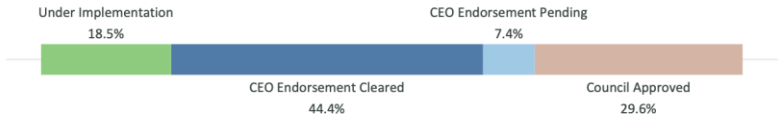

Portfolio of Ongoing Projects

Portfolio of projects across GEF-managed Trust Funds

	Number	GEF financing ($m)	Co-financing ratio (1:X)
GEF TRUST FUND			
National projects	15	52.0	9.0
Regional projects	18	246.3	6.9
GEF-MANAGED TRUST FUNDS			
LDCF projects	0	0.0	..
SCCF projects	0	0.0	..

Distribution by Focal Area

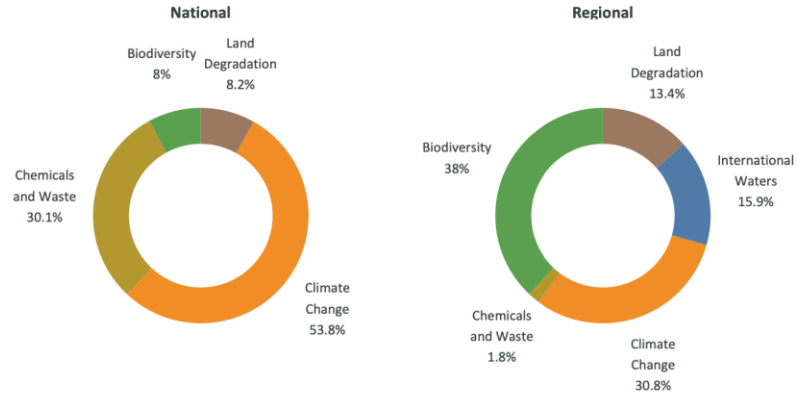

Distribution by Agency

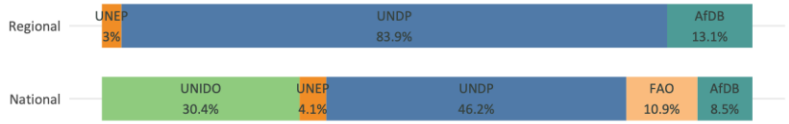

Progress

	Key indicators		Projects rated Moderately Satisfactory or above	
	Disbursement rate (%)	Average age (year)	Implementation progress (%)	Development outcomes (%)
National projects	34	4	80	57
Regional projects	5	6	67	50

COUNTRY FACTSHEET

NIUE

Up to date as of December 02, 2022

Country Focal Points

Operational Focal Point	Political Focal Point
Mr. Haden Talagi	**Ms. Peleni Talagi**
Director - Department of Environment	Acting Secretary to Government
Department of Environment	Office of the Secretary to Government

GEF-8 Allocations and Commitments

Niue has utilized 0 percent of its STAR resources and has **$8 million available for use** out of its $8 million allocation.
This utilization rate is lower than the average of GEF countries standing at 0.8 percent.

Utilization of STAR resources

Each dot represents the share of allocated STAR resources utilized by country.

Utilization of resources in $m by focal area.

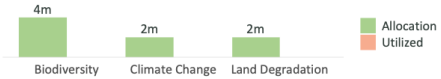

Additional GEF resources

The following presents commitments made under additional focal areas, set asides and GEF-managed trust funds. Financing amounts represent the full project financing.

Type ($m)	Resources
Chemicals and Waste	..
International Waters	..
Impact Program Incentive	..
Enabling Activity	..

Type ($m)	Approved	Allocation
Least Developed Countries Fund (LDCF)	..	..
Special Climate Change Fund (SCCF)	..	

GEF-7 Portfolio Progress

Niue has disbursed NaN percent or $0 million out of its $0 million active GEF-7 commitments in national projects.

Distribution of GEF-7 projects by status

Portfolio of Ongoing Projects

Portfolio of projects across GEF-managed Trust Funds

	Number	GEF financing ($m)	Co-financing ratio (1:X)
GEF TRUST FUND			
National projects	4	3.6	4.9
Regional projects	12	53.9	2.6
GEF-MANAGED TRUST FUNDS			
LDCF projects	0	0.0	..
SCCF projects	0	0.0	..

Distribution by Focal Area

National

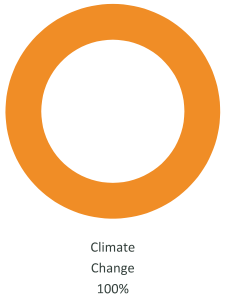

Regional

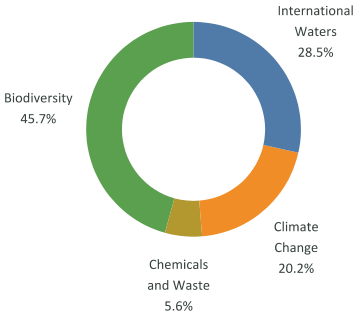

Distribution by Agency



Progress

	Key indicators		Projects rated Moderately Satisfactory or above	
	Disbursement rate (%)	Average age (year)	Implementation progress (%)	Development outcomes (%)
National projects	25	3	0	0
Regional projects	51	6	100	83

COUNTRY FACTSHEET

NORTH MACEDONIA

Up to date as of January 19, 2023

Country Focal Points

Operational Focal Point	Political Focal Point
Ms. Vesna INDOVA	**Mr. Naser Nuredini**
Head of Unit for Coordination and Technical Implementation of IPA	Minister
Ministry of Environment and Physical Planning	Ministry of Environment and Physical Planning

GEF-8 Allocations and Commitments

North Macedonia has utilized 0 percent of its STAR resources and has **$6.7 million available for use** out of its $6.7 million allocation. This utilization rate is lower than the average of GEF countries standing at 1.1 percent.

Utilization of STAR resources

Each dot represents the share of allocated STAR resources utilized by country.

Utilization of resources in $m by focal area.

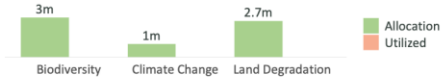

Additional GEF resources

The following presents commitments made under additional focal areas, set asides and GEF-managed trust funds. Financing amounts represent the full project financing.

Type ($m)	Resources
Chemicals and Waste	..
International Waters	..
Impact Program Incentive	..
Enabling Activity	..

Type ($m)	Approved	Allocation
Least Developed Countries Fund (LDCF)	..	..
Special Climate Change Fund (SCCF)	..	

GEF-7 Portfolio Progress

North Macedonia has disbursed 0 percent or $0 million out of its $3.7 million active GEF-7 commitments in national projects.

Distribution of GEF-7 projects by status

Portfolio of Ongoing Projects

Portfolio of projects across GEF-managed Trust Funds

	Number	GEF financing ($m)	Co-financing ratio (1:X)
GEF TRUST FUND			
National projects	7	16.3	7.7
Regional projects	7	114.4	3.7
GEF-MANAGED TRUST FUNDS			
LDCF projects	0	0.0	..
SCCF projects	0	0.0	..

Distribution by Focal Area

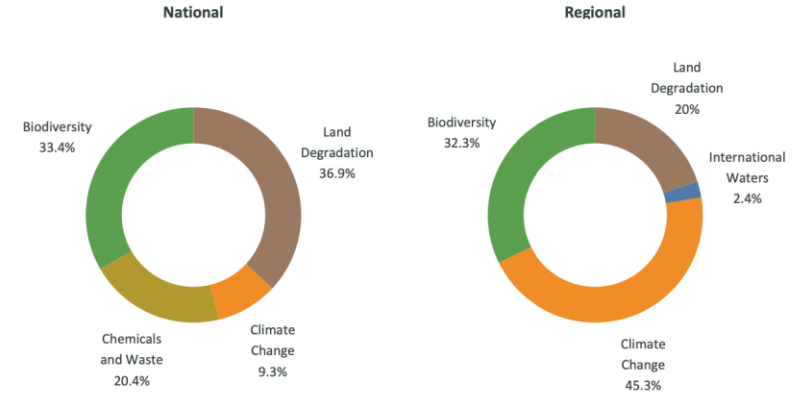

Distribution by Agency

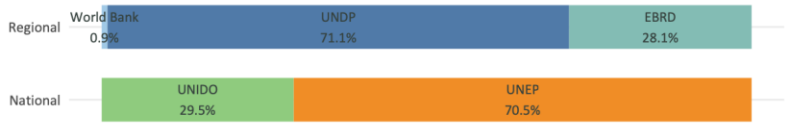

Progress

	Key indicators		Projects rated Moderately Satisfactory or above	
	Disbursement rate (%)	Average age (year)	Implementation progress (%)	Development outcomes (%)
National projects	52	5	100	75
Regional projects	0	8	..	..

COUNTRY FACTSHEET

OMAN

Up to date as of January 19, 2023

Country Focal Points

	Operational Focal Point	Political Focal Point
	Dr. Juma Said Al-Maskari	**H.E. Dr. Muhammad Nasser Al-Zaabi**
	Director General of Meteorology	Chairman
	Directorate General of Meteorology, Civil Aviation Authority	Civil Aviation Authority

GEF-8 Allocations and Commitments

Oman has utilized .. percent of its STAR resources and has **$.. million available for use** out of its $.. million allocation.
This utilization rate is .. than the average of GEF countries standing at 1.1 percent.

Utilization of STAR resources

Each dot represents the share of allocated STAR resources utilized by country.

Utilization of resources in $m by focal area.

Additional GEF resources

The following presents commitments made under additional focal areas, set asides and GEF-managed trust funds. Financing amounts represent the full project financing.

Type ($m)	Resources
Chemicals and Waste	..
International Waters	..
Impact Program Incentive	..
Enabling Activity	..

Type ($m)	Approved	Allocation
Least Developed Countries Fund (LDCF)	..	..
Special Climate Change Fund (SCCF)	..	

GEF-7 Portfolio Progress

Oman has disbursed 0 percent or $0 million out of its $0.2 million active GEF-7 commitments in national projects.

Distribution of GEF-7 projects by status

Portfolio of Ongoing Projects

Portfolio of projects across GEF-managed Trust Funds

	Number	GEF financing ($m)	Co-financing ratio (1:X)
GEF TRUST FUND			
National projects	2	1.1	0.6
Regional projects	0	0.0	..
GEF-MANAGED TRUST FUNDS			
LDCF projects	0	0.0	..
SCCF projects	0	0.0	..

Distribution by Focal Area

Distribution by Agency

Progress

	Key indicators		Projects rated Moderately Satisfactory or above	
	Disbursement rate (%)	Average age (year)	Implementation progress (%)	Development outcomes (%)
National projects	..	..	..	..
Regional projects	..	..	..	..

COUNTRY FACTSHEET

PAKISTAN

Up to date as of December 02, 2022

Country Focal Points

	Operational Focal Point	Political Focal Point
	Mr. Syed Mujtaba Hussain	**Mr. Syed Mujtaba Hussain**
	Senior Joint Secretary (International Cooperation)	Senior Joint Secretary (International Cooperation)
	Ministry of Climate Change	Ministry of Climate Change

GEF-8 Allocations and Commitments

Pakistan has utilized 0 percent of its STAR resources and has **$17.8 million available for use** out of its $17.8 million allocation. This utilization rate is lower than the average of GEF countries standing at 0.8 percent.

Utilization of STAR resources

Each dot represents the share of allocated STAR resources utilized by country.

Utilization of resources in $m by focal area.

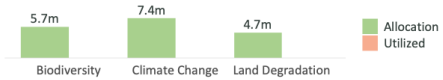

Additional GEF resources

The following presents commitments made under additional focal areas, set asides and GEF-managed trust funds. Financing amounts represent the full project financing.

Type ($m)	Resources
Chemicals and Waste	..
International Waters	..
Impact Program Incentive	..
Enabling Activity	..

Type ($m)	Approved	Allocation
Least Developed Countries Fund (LDCF)	..	..
Special Climate Change Fund (SCCF)	..	

GEF-7 Portfolio Progress

Pakistan has disbursed 0 percent or $0 million out of its $2.7 million active GEF-7 commitments in national projects.

Distribution of GEF-7 projects by status

Portfolio of Ongoing Projects

Portfolio of projects across GEF-managed Trust Funds

	Number	GEF financing ($m)	Co-financing ratio (1:X)
GEF TRUST FUND			
National projects	7	22.1	6.1
Regional projects	8	91.3	1.2
GEF-MANAGED TRUST FUNDS			
LDCF projects	0	0.0	..
SCCF projects	1	3.3	4.4

Distribution by Focal Area

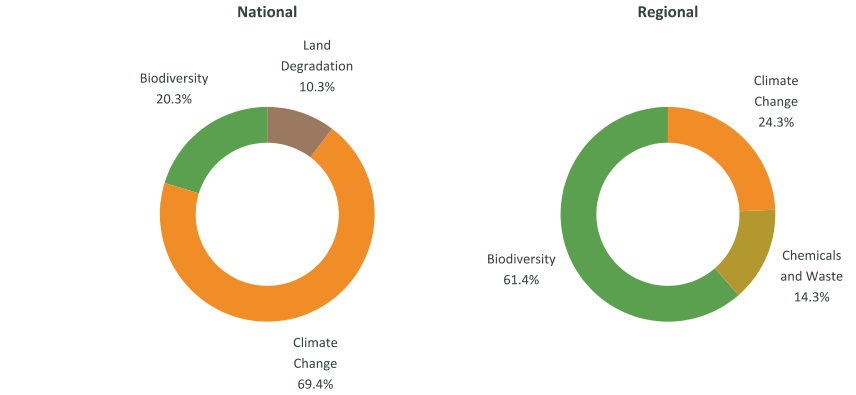

Distribution by Agency

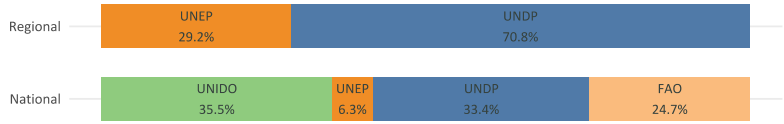

Progress

	Key indicators		Projects rated Moderately Satisfactory or above	
	Disbursement rate (%)	Average age (year)	Implementation progress (%)	Development outcomes (%)
National projects	46	5	100	100
Regional projects	0	11	..	..

COUNTRY FACTSHEET

PALAU

Up to date as of December 02, 2022

Country Focal Points

Operational Focal Point	Political Focal Point
Ms. Charlene Mersai	**The Honorable Jerrlyn Uduch Sengebau Senior**
National Environment Coordinator	Vice President of the Republic of Palau and Minister of State
National Environmental Protection Council	Office of the Vice President/ Ministry of State

GEF-8 Allocations and Commitments

Palau has utilized 0 percent of its STAR resources and has **$8 million available for use** out of its $8 million allocation. This utilization rate is lower than the average of GEF countries standing at 0.8 percent.

Utilization of STAR resources

Each dot represents the share of allocated STAR resources utilized by country.

Utilization of resources in $m by focal area.

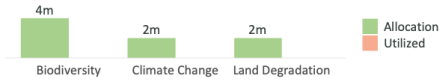

Additional GEF resources

The following presents commitments made under additional focal areas, set asides and GEF-managed trust funds. Financing amounts represent the full project financing.

Type ($m)	Resources
Chemicals and Waste	..
International Waters	..
Impact Program Incentive	..
Enabling Activity	1.7

Type ($m)	Approved	Allocation
Least Developed Countries Fund (LDCF)	..	..
Special Climate Change Fund (SCCF)	..	

GEF-7 Portfolio Progress

Palau has disbursed 9.6 percent or $0.2 million out of its $1.8 million active GEF-7 commitments in national projects.

Distribution of GEF-7 projects by status

Portfolio of Ongoing Projects

Portfolio of projects across GEF-managed Trust Funds

	Number	GEF financing ($m)	Co-financing ratio (1:X)
GEF TRUST FUND			
National projects	2	6.1	6.6
Regional projects	16	186.7	1.5
GEF-MANAGED TRUST FUNDS			
LDCF projects	0	0.0	..
SCCF projects	0	0.0	..

Distribution by Focal Area

National

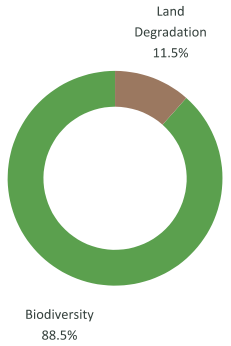

Regional

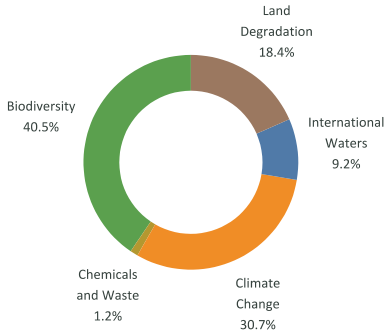

Distribution by Agency



Progress

	Key indicators		Projects rated Moderately Satisfactory or above	
	Disbursement rate (%)	Average age (year)	Implementation progress (%)	Development outcomes (%)
National projects	36	3	50	100
Regional projects	12	6	80	83

COUNTRY FACTSHEET

PALESTINIAN AUTHORITY

Up to date as of January 19, 2023

Country Focal Points

	Operational Focal Point	Political Focal Point
	Mr. Ahmed Abu Thaher	**H.E. Mr. Jameel Mtour**
	Director General for Projects and International Relations	..
	Environment Quality Authority (EQA)	Environment Quality Authority (EQA)

GEF-8 Allocations and Commitments

Palestinian Authority has utilized .. percent of its STAR resources and has **$.. million available for use** out of its $.. million allocation. This utilization rate is .. than the average of GEF countries standing at 1.1 percent.

Utilization of STAR resources

Each dot represents the share of allocated STAR resources utilized by country.

Utilization of resources in $m by focal area.

Additional GEF resources

The following presents commitments made under additional focal areas, set asides and GEF-managed trust funds. Financing amounts represent the full project financing.

Type ($m)	Resources
Chemicals and Waste	..
International Waters	..
Impact Program Incentive	..
Enabling Activity	..

Type ($m)	Approved	Allocation
Least Developed Countries Fund (LDCF)	..	..
Special Climate Change Fund (SCCF)	..	

GEF-7 Portfolio Progress

Palestinian Authority has disbursed NaN percent or $0 million out of its $0 million active GEF-7 commitments in national projects.

Distribution of GEF-7 projects by status

Portfolio of Ongoing Projects

Portfolio of projects across GEF-managed Trust Funds

	Number	GEF financing ($m)	Co-financing ratio (1:X)
GEF TRUST FUND			
National projects	0	0.0	..
Regional projects	1	0.4	0.0
GEF-MANAGED TRUST FUNDS			
LDCF projects	0	0.0	..
SCCF projects	0	0.0	..

Distribution by Focal Area

Distribution by Agency

Progress

	Key indicators		Projects rated Moderately Satisfactory or above	
	Disbursement rate (%)	Average age (year)	Implementation progress (%)	Development outcomes (%)
National projects	..	..	..	..
Regional projects	..	..	..	..

COUNTRY FACTSHEET

PANAMA

Up to date as of January 19, 2023

Country Focal Points

Operational Focal Point	Political Focal Point
Mr. Raul Pinedo	**His Excellency Milciades Concepcion**
Planning Analyst	Ministro
Ministry of Environment of Panamá	Ministerio de Ambiente

GEF-8 Allocations and Commitments

Panama has utilized 0 percent of its STAR resources and has **$16.4 million available for use** out of its $16.4 million allocation. This utilization rate is lower than the average of GEF countries standing at 1.1 percent.

Utilization of STAR resources

Each dot represents the share of allocated STAR resources utilized by country.

Utilization of resources in $m by focal area.

Additional GEF resources

The following presents commitments made under additional focal areas, set asides and GEF-managed trust funds. Financing amounts represent the full project financing.

Type ($m)	Resources
Chemicals and Waste	..
International Waters	..
Impact Program Incentive	..
Enabling Activity	1.7

Type ($m)	Approved	Allocation
Least Developed Countries Fund (LDCF)	..	..
Special Climate Change Fund (SCCF)	..	

GEF-7 Portfolio Progress

Panama has disbursed 10.4 percent or $1.3 million out of its $12.1 million active GEF-7 commitments in national projects.

Distribution of GEF-7 projects by status

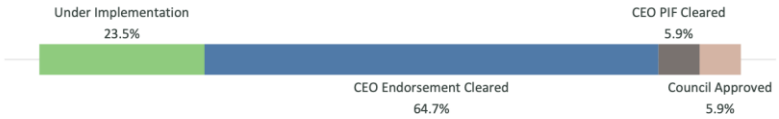

Portfolio of Ongoing Projects

Portfolio of projects across GEF-managed Trust Funds

	Number	GEF financing ($m)	Co-financing ratio (1:X)
GEF TRUST FUND			
National projects	11	18.4	6.7
Regional projects	15	250.9	2.7
GEF-MANAGED TRUST FUNDS			
LDCF projects	0	0.0	..
SCCF projects	0	0.0	..

Distribution by Focal Area

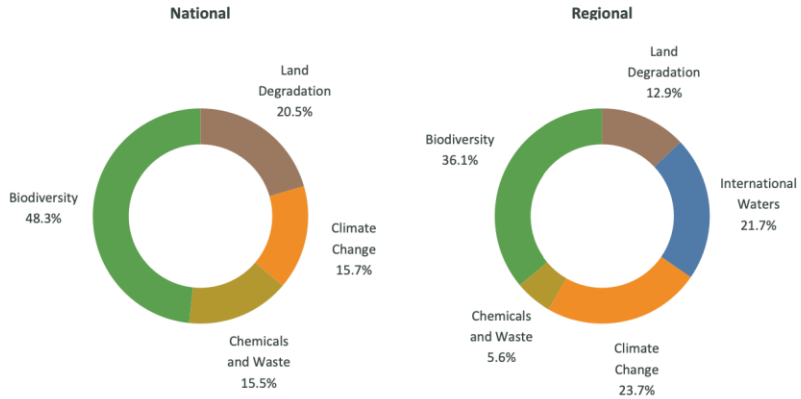

Distribution by Agency

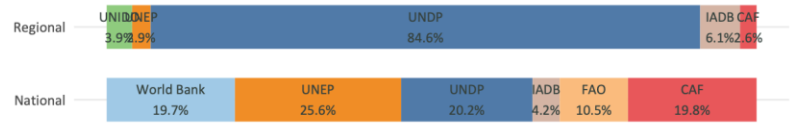

Progress

	Key indicators		Projects rated Moderately Satisfactory or above	
	Disbursement rate (%)	Average age (year)	Implementation progress (%)	Development outcomes (%)
National projects	37	3	67	83
Regional projects	12	4	100	67

COUNTRY FACTSHEET

PAPUA NEW GUINEA

Up to date as of December 02, 2022

Country Focal Points

	Operational Focal Point	Political Focal Point
	Mr. Gunther Joku	..
	Director	..
	Conservation and Environment Protection Agency (CEPA)	..

GEF-8 Allocations and Commitments

Papua New Guinea has utilized 0 percent of its STAR resources and has **$29 million available for use** out of its $29 million allocation. This utilization rate is lower than the average of GEF countries standing at 0.8 percent.

Utilization of STAR resources

Each dot represents the share of allocated STAR resources utilized by country.

Utilization of resources in $m by focal area.



Additional GEF resources

The following presents commitments made under additional focal areas, set asides and GEF-managed trust funds. Financing amounts represent the full project financing.

Type ($m)	Resources
Chemicals and Waste	..
International Waters	..
Impact Program Incentive	..
Enabling Activity	..

Type ($m)	Approved	Allocation
Least Developed Countries Fund (LDCF)	..	..
Special Climate Change Fund (SCCF)	..	

GEF-7 Portfolio Progress

Papua New Guinea has disbursed 0 percent or $0 million out of its $20.7 million active GEF-7 commitments in national projects.

Distribution of GEF-7 projects by status

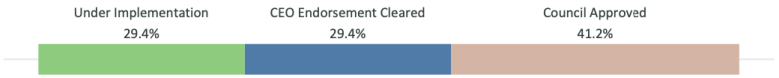

Portfolio of Ongoing Projects

Portfolio of projects across GEF-managed Trust Funds

	Number	GEF financing ($m)	Co-financing ratio (1:X)
GEF TRUST FUND			
National projects	8	36.9	5.1
Regional projects	10	100.6	2.3
GEF-MANAGED TRUST FUNDS			
LDCF projects	0	0.0	..
SCCF projects	1	1.0	7.3

Distribution by Focal Area

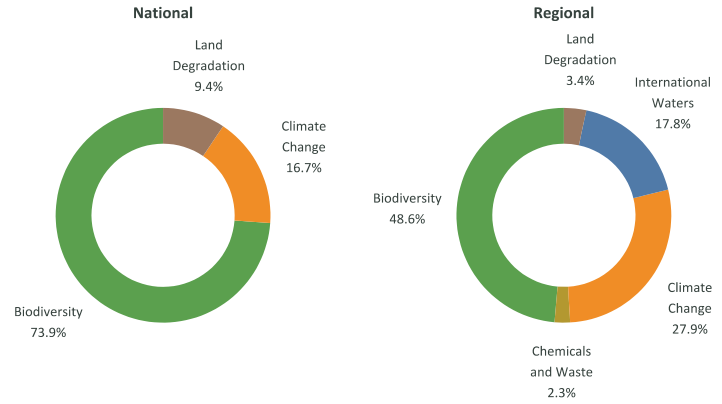

Distribution by Agency

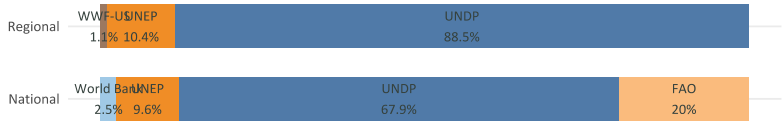

Progress

	Key indicators		Projects rated Moderately Satisfactory or above	
	Disbursement rate (%)	Average age (year)	Implementation progress (%)	Development outcomes (%)
National projects	17	4	100	67
Regional projects	12	6	100	100

COUNTRY FACTSHEET

PARAGUAY

Up to date as of January 19, 2023

Country Focal Points

Operational Focal Point	Political Focal Point
Mrs. Graciela Soledad Miret Martinez	**Mr. Ariel Oviedo**
Director of Strategic Planning	Minister
Ministry of Environment and Sustainable Development	Ministry of Environment and Sustainable Development

GEF-8 Allocations and Commitments

Paraguay has utilized 0 percent of its STAR resources and has **$8.2 million available for use** out of its $8.2 million allocation. This utilization rate is lower than the average of GEF countries standing at 1.1 percent.

Utilization of STAR resources

Each dot represents the share of allocated STAR resources utilized by country.

Utilization of resources in $m by focal area.

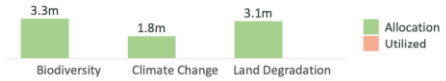

Additional GEF resources

The following presents commitments made under additional focal areas, set asides and GEF-managed trust funds. Financing amounts represent the full project financing.

Type ($m)	Resources
Chemicals and Waste	..
International Waters	..
Impact Program Incentive	..
Enabling Activity	..

Type ($m)	Approved	Allocation
Least Developed Countries Fund (LDCF)	..	..
Special Climate Change Fund (SCCF)	..	

GEF-7 Portfolio Progress

Paraguay has disbursed 3.9 percent or $0.6 million out of its $14.9 million active GEF-7 commitments in national projects.

Distribution of GEF-7 projects by status

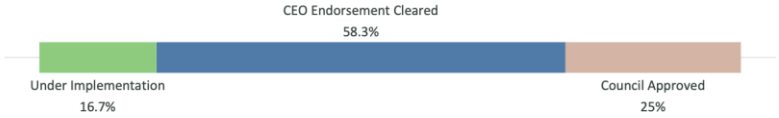

Portfolio of Ongoing Projects

Portfolio of projects across GEF-managed Trust Funds

	Number	GEF financing ($m)	Co-financing ratio (1:X)
GEF TRUST FUND			
National projects	7	28.5	13.5
Regional projects	8	93.5	2.8
GEF-MANAGED TRUST FUNDS			
LDCF projects	0	0.0	..
SCCF projects	0	0.0	..

Distribution by Focal Area

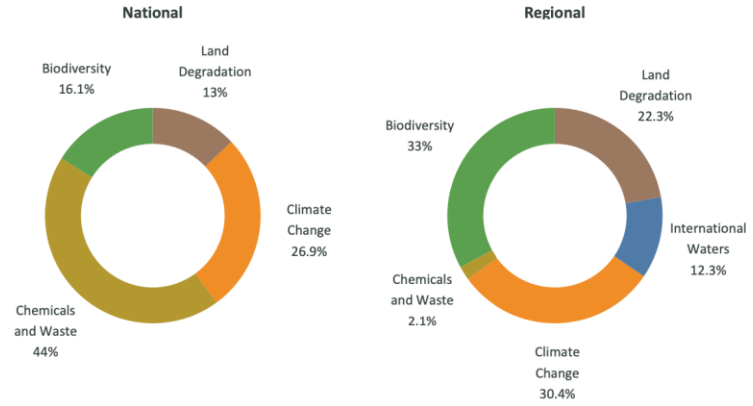

Distribution by Agency

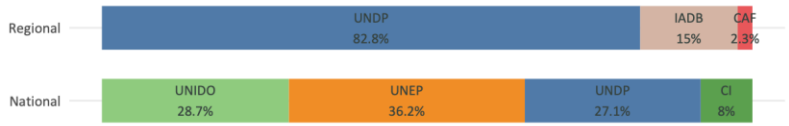

Progress

	Key indicators		Projects rated Moderately Satisfactory or above	
	Disbursement rate (%)	Average age (year)	Implementation progress (%)	Development outcomes (%)
National projects	27	3	100	100
Regional projects	0	4	..	..

COUNTRY FACTSHEET

PERU

Up to date as of January 19, 2023

Country Focal Points

Operational Focal Point	Political Focal Point
Mrs. Martha Carolina Cuba Villafuerte de Cronkleton	**Ms. Fey Yamina Silva Vidal de Millones**
Director of Cooperation and International Affairs Office	Viceministra de Desarrollo Estratégico de los Recursos Naturales
Ministry of Environment	Ministerio del Ambiente

GEF-8 Allocations and Commitments

Peru has utilized 0 percent of its STAR resources and has **$50.3 million available for use** out of its $50.3 million allocation. This utilization rate is lower than the average of GEF countries standing at 1.1 percent.

Utilization of STAR resources

Each dot represents the share of allocated STAR resources utilized by country.

Utilization of resources in $m by focal area.

Additional GEF resources

The following presents commitments made under additional focal areas, set asides and GEF-managed trust funds. Financing amounts represent the full project financing.

Type ($m)	Resources
Chemicals and Waste	0.5
International Waters	..
Impact Program Incentive	..
Enabling Activity	..

Type ($m)	Approved	Allocation
Least Developed Countries Fund (LDCF)	..	..
Special Climate Change Fund (SCCF)	..	

GEF-7 Portfolio Progress

Peru has disbursed 0 percent or $0 million out of its $46.1 million active GEF-7 commitments in national projects.

Distribution of GEF-7 projects by status

Portfolio of Ongoing Projects

Portfolio of projects across GEF-managed Trust Funds

	Number	GEF financing ($m)	Co-financing ratio (1:X)
GEF TRUST FUND			
National projects	15	104.9	9.9
Regional projects	19	178.8	5.2
GEF-MANAGED TRUST FUNDS			
LDCF projects	0	0.0	..
SCCF projects	0	0.0	..

Distribution by Focal Area

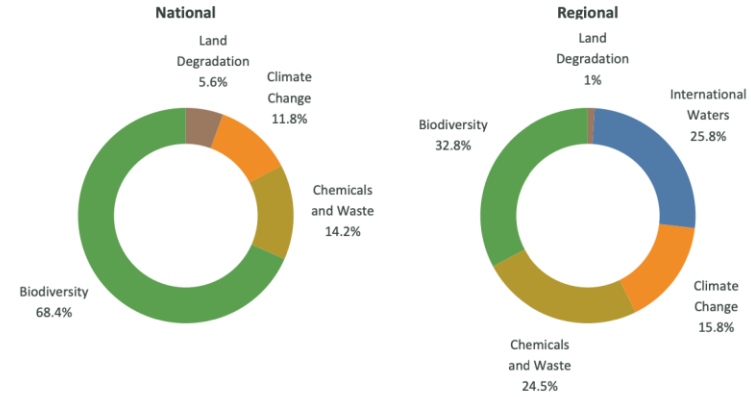

Distribution by Agency

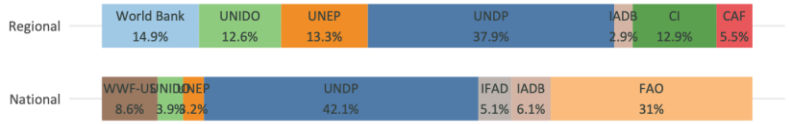

Progress

	Key indicators		Projects rated Moderately Satisfactory or above	
	Disbursement rate (%)	Average age (year)	Implementation progress (%)	Development outcomes (%)
National projects	36	4	89	89
Regional projects	26	5	100	91

COUNTRY FACTSHEET

PHILIPPINES

Up to date as of December 02, 2022

Country Focal Points

Operational Focal Point	Political Focal Point
Ms. Analiza Rebuelta - Teh	Ms. Rosemarie G. Edillon
Undersecretary	OIC-Undersecretary
Department of Environment and Natural Resources	National Economic and Development Authority

GEF-8 Allocations and Commitments

Philippines has utilized 0 percent of its STAR resources and has **$52.8 million available for use** out of its $52.8 million allocation. This utilization rate is lower than the average of GEF countries standing at 0.8 percent.

Utilization of STAR resources

Each dot represents the share of allocated STAR resources utilized by country.

Utilization of resources in $m by focal area.

Additional GEF resources

The following presents commitments made under additional focal areas, set asides and GEF-managed trust funds. Financing amounts represent the full project financing.

Type ($m)	Resources
Chemicals and Waste	..
International Waters	..
Impact Program Incentive	..
Enabling Activity	..

Type ($m)	Approved	Allocation
Least Developed Countries Fund (LDCF)	..	..
Special Climate Change Fund (SCCF)	..	

GEF-7 Portfolio Progress

Philippines has disbursed 0 percent or $0 million out of its $41.7 million active GEF-7 commitments in national projects.

Distribution of GEF-7 projects by status

Portfolio of Ongoing Projects

Portfolio of projects across GEF-managed Trust Funds

	Number	GEF financing ($m)	Co-financing ratio (1:X)
GEF TRUST FUND			
National projects	20	82.1	16.8
Regional projects	15	127.7	4.2
GEF-MANAGED TRUST FUNDS			
LDCF projects	0	0.0	..
SCCF projects	0	0.0	..

Distribution by Focal Area

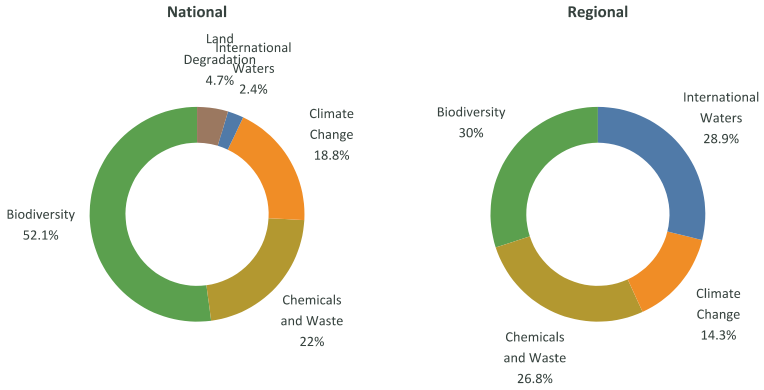

Distribution by Agency

Progress

	Key indicators		Projects rated Moderately Satisfactory or above	
	Disbursement rate (%)	Average age (year)	Implementation progress (%)	Development outcomes (%)
National projects	20	3	67	83
Regional projects	26	6	86	86

COUNTRY FACTSHEET

POLAND

Up to date as of January 19, 2023

Country Focal Points

	Operational Focal Point	Political Focal Point
	..	..
	..	..
	..	..

GEF-8 Allocations and Commitments

Poland has utilized .. percent of its STAR resources and has **$.. million available for use** out of its $.. million allocation.
This utilization rate is .. than the average of GEF countries standing at 1.1 percent.

Utilization of STAR resources

Each dot represents the share of allocated STAR resources utilized by country.

Utilization of resources in $m by focal area.

Additional GEF resources

The following presents commitments made under additional focal areas, set asides and GEF-managed trust funds. Financing amounts represent the full project financing.

Type ($m)	Resources
Chemicals and Waste	..
International Waters	..
Impact Program Incentive	..
Enabling Activity	..

Type ($m)	Approved	Allocation
Least Developed Countries Fund (LDCF)	..	..
Special Climate Change Fund (SCCF)	..	

GEF-7 Portfolio Progress

Poland has disbursed NaN percent or $0 million out of its $0 million active GEF-7 commitments in national projects.

Distribution of GEF-7 projects by status

Portfolio of Ongoing Projects

Portfolio of projects across GEF-managed Trust Funds

	Number	GEF financing ($m)	Co-financing ratio (1:X)
GEF TRUST FUND			
National projects	0	0.0	..
Regional projects	0	0.0	..
GEF-MANAGED TRUST FUNDS			
LDCF projects	0	0.0	..
SCCF projects	0	0.0	..

Distribution by Focal Area

Distribution by Agency

Progress

	Key indicators		Projects rated Moderately Satisfactory or above	
	Disbursement rate (%)	Average age (year)	Implementation progress (%)	Development outcomes (%)
National projects	..	..	..	..
Regional projects	..	..	..	..

COUNTRY FACTSHEET

QATAR

Up to date as of January 19, 2023

Country Focal Points

	Operational Focal Point	Political Focal Point
	Mr. Abdullah Al-Muraikhi	**..**
	Environmental Operations Department Director	..
	Ministry of Municipality and Environment	..

GEF-8 Allocations and Commitments

Qatar has utilized .. percent of its STAR resources and has **$.. million available for use** out of its $.. million allocation. This utilization rate is .. than the average of GEF countries standing at 1.1 percent.

Utilization of STAR resources

Each dot represents the share of allocated STAR resources utilized by country.

Utilization of resources in $m by focal area.

Additional GEF resources

The following presents commitments made under additional focal areas, set asides and GEF-managed trust funds. Financing amounts represent the full project financing.

Type ($m)	Resources
Chemicals and Waste	..
International Waters	..
Impact Program Incentive	..
Enabling Activity	..

Type ($m)	Approved	Allocation
Least Developed Countries Fund (LDCF)	..	..
Special Climate Change Fund (SCCF)	..	

GEF-7 Portfolio Progress

Qatar has disbursed NaN percent or $0 million out of its $0 million active GEF-7 commitments in national projects.

Distribution of GEF-7 projects by status

Portfolio of Ongoing Projects

Portfolio of projects across GEF-managed Trust Funds

	Number	GEF financing ($m)	Co-financing ratio (1:X)
GEF TRUST FUND			
National projects	0	0.0	..
Regional projects	2	9.3	0.1
GEF-MANAGED TRUST FUNDS			
LDCF projects	0	0.0	..
SCCF projects	0	0.0	..

Distribution by Focal Area

Distribution by Agency

Progress

	Key indicators		Projects rated Moderately Satisfactory or above	
	Disbursement rate (%)	Average age (year)	Implementation progress (%)	Development outcomes (%)
National projects	..	..	..	..
Regional projects	..	..	..	..

COUNTRY FACTSHEET

REPUBLIC OF KOREA

Up to date as of January 19, 2023

Country Focal Points

	Operational Focal Point	Political Focal Point
	Ms. Siyun Lee	**Ms. Siyun Lee**
	Deputy Director	Deputy Director
	Ministry of Environment	Ministry of Environment

GEF-8 Allocations and Commitments

Republic Of Korea has utilized .. percent of its STAR resources and has **$.. million available for use** out of its $.. million allocation. This utilization rate is .. than the average of GEF countries standing at 1.1 percent.

Utilization of STAR resources

Each dot represents the share of allocated STAR resources utilized by country.

Utilization of resources in $m by focal area.

Additional GEF resources

The following presents commitments made under additional focal areas, set asides and GEF-managed trust funds. Financing amounts represent the full project financing.

Type ($m)	Resources
Chemicals and Waste	..
International Waters	..
Impact Program Incentive	..
Enabling Activity	..

Type ($m)	Approved	Allocation
Least Developed Countries Fund (LDCF)	..	..
Special Climate Change Fund (SCCF)	..	

GEF-7 Portfolio Progress

Republic Of Korea has disbursed NaN percent or $0 million out of its $0 million active GEF-7 commitments in national projects.

Distribution of GEF-7 projects by status

Portfolio of Ongoing Projects

Portfolio of projects across GEF-managed Trust Funds

	Number	GEF financing ($m)	Co-financing ratio (1:X)
GEF TRUST FUND			
National projects	0	0.0	..
Regional projects	0	0.0	..
GEF-MANAGED TRUST FUNDS			
LDCF projects	0	0.0	..
SCCF projects	0	0.0	..

Distribution by Focal Area

Distribution by Agency

Progress

	Key indicators		Projects rated Moderately Satisfactory or above	
	Disbursement rate (%)	Average age (year)	Implementation progress (%)	Development outcomes (%)
National projects	..	..	..	..
Regional projects	..	..	..	..

COUNTRY FACTSHEET

ROMANIA

Up to date as of January 19, 2023

Country Focal Points

	Operational Focal Point	Political Focal Point
	..	..
	..	..
	..	..

GEF-8 Allocations and Commitments

Romania has utilized .. percent of its STAR resources and has **$.. million available for use** out of its $.. million allocation. This utilization rate is .. than the average of GEF countries standing at 1.1 percent.

Utilization of STAR resources

Each dot represents the share of allocated STAR resources utilized by country.

Utilization of resources in $m by focal area.

Additional GEF resources

The following presents commitments made under additional focal areas, set asides and GEF-managed trust funds. Financing amounts represent the full project financing.

Type ($m)	Resources
Chemicals and Waste	..
International Waters	..
Impact Program Incentive	..
Enabling Activity	..

Type ($m)	Approved	Allocation
Least Developed Countries Fund (LDCF)	..	..
Special Climate Change Fund (SCCF)	..	

GEF-7 Portfolio Progress

Romania has disbursed NaN percent or $0 million out of its $0 million active GEF-7 commitments in national projects.

Distribution of GEF-7 projects by status

Portfolio of Ongoing Projects

Portfolio of projects across GEF-managed Trust Funds

	Number	GEF financing ($m)	Co-financing ratio (1:X)
GEF TRUST FUND			
National projects	2	8.4	11.3
Regional projects	1	45.2	1.0
GEF-MANAGED TRUST FUNDS			
LDCF projects	0	0.0	..
SCCF projects	0	0.0	..

Distribution by Focal Area

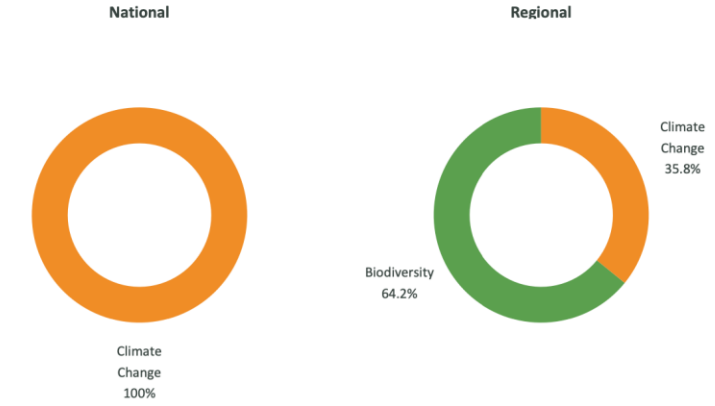

Distribution by Agency

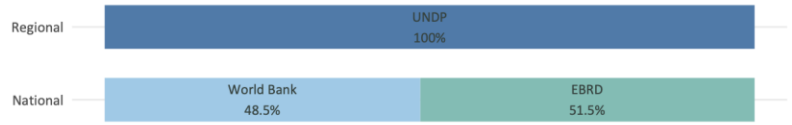

Progress

	Key indicators		Projects rated Moderately Satisfactory or above	
	Disbursement rate (%)	Average age (year)	Implementation progress (%)	Development outcomes (%)
National projects	42	20	100	100
Regional projects	0	13	..	..

COUNTRY FACTSHEET

RUSSIAN FEDERATION

Up to date as of January 19, 2023

Country Focal Points

	Operational Focal Point	Political Focal Point
	..	..
	..	..
	..	..

GEF-8 Allocations and Commitments

Russian Federation has utilized 0 percent of its STAR resources and has **$55.6 million available for use** out of its $55.6 million allocation. This utilization rate is lower than the average of GEF countries standing at 1.1 percent.

Utilization of STAR resources

Each dot represents the share of allocated STAR resources utilized by country.

Utilization of resources in $m by focal area.

Additional GEF resources

The following presents commitments made under additional focal areas, set asides and GEF-managed trust funds. Financing amounts represent the full project financing.

Type ($m)	Resources
Chemicals and Waste	..
International Waters	..
Impact Program Incentive	..
Enabling Activity	..

Type ($m)	Approved	Allocation
Least Developed Countries Fund (LDCF)	..	..
Special Climate Change Fund (SCCF)	..	

GEF-7 Portfolio Progress

Russian Federation has disbursed NaN percent or $0 million out of its $0 million active GEF-7 commitments in national projects.

Distribution of GEF-7 projects by status

Portfolio of Ongoing Projects

Portfolio of projects across GEF-managed Trust Funds

	Number	GEF financing ($m)	Co-financing ratio (1:X)
GEF TRUST FUND			
National projects	4	26.7	9.1
Regional projects	1	18.0	4.1
GEF-MANAGED TRUST FUNDS			
LDCF projects	0	0.0	..
SCCF projects	0	0.0	..

Distribution by Focal Area

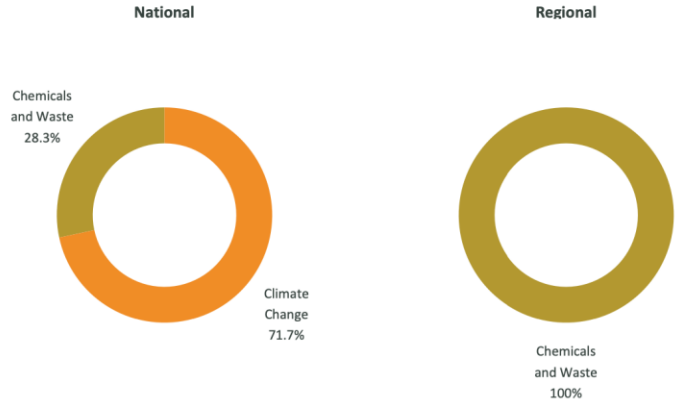

Distribution by Agency



Progress

	Key indicators		Projects rated Moderately Satisfactory or above	
	Disbursement rate (%)	Average age (year)	Implementation progress (%)	Development outcomes (%)
National projects	28	11	100	100
Regional projects	77	6	100	100

COUNTRY FACTSHEET

RWANDA

Up to date as of January 19, 2023

Country Focal Points

Operational Focal Point	Political Focal Point
Ms. Juliet Kabera	**Mr. Patrick Karera**
Director General	Permanent Secretary
Rwanda Environment Management Authority (REMA)	Ministry of Environment

GEF-8 Allocations and Commitments

Rwanda has utilized 0 percent of its STAR resources and has **$9.6 million available for use** out of its $9.6 million allocation. This utilization rate is lower than the average of GEF countries standing at 1.1 percent.

Utilization of STAR resources

Each dot represents the share of allocated STAR resources utilized by country.

Utilization of resources in $m by focal area.

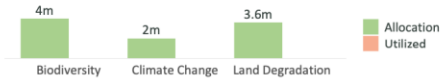

Additional GEF resources

The following presents commitments made under additional focal areas, set asides and GEF-managed trust funds. Financing amounts represent the full project financing.

Type ($m)	Resources
Chemicals and Waste	..
International Waters	..
Impact Program Incentive	..
Enabling Activity	..

Type ($m)	Approved	Allocation
Least Developed Countries Fund (LDCF)	..	20
Special Climate Change Fund (SCCF)	..	

GEF-7 Portfolio Progress

Rwanda has disbursed 9.7 percent or $2.3 million out of its $23.4 million active GEF-7 commitments in national projects.

Distribution of GEF-7 projects by status

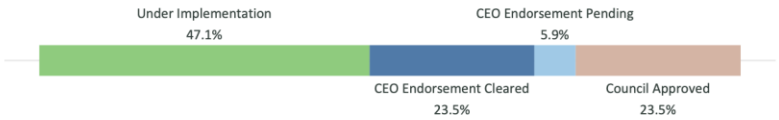

Portfolio of Ongoing Projects

Portfolio of projects across GEF-managed Trust Funds

	Number	GEF financing ($m)	Co-financing ratio (1:X)
GEF TRUST FUND			
National projects	6	21.9	9.7
Regional projects	12	86.2	0.5
GEF-MANAGED TRUST FUNDS			
LDCF projects	4	28.7	3
SCCF projects	0	0.0	..

Distribution by Focal Area

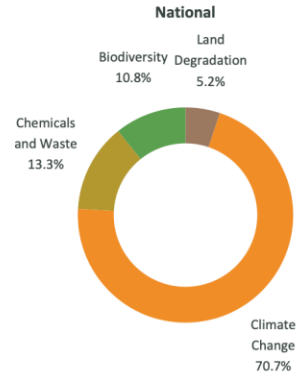

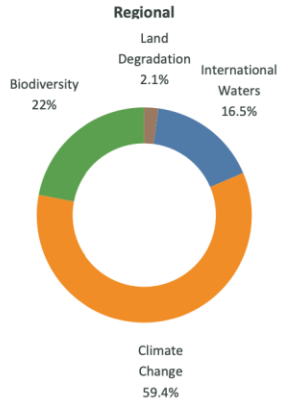

Distribution by Agency

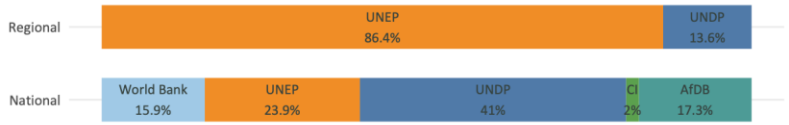

Progress

	Key indicators		Projects rated Moderately Satisfactory or above	
	Disbursement rate (%)	Average age (year)	Implementation progress (%)	Development outcomes (%)
National projects	28	4	83	100
Regional projects	53	8	67	60

COUNTRY FACTSHEET

SAMOA

Up to date as of December 02, 2022

Country Focal Points

Operational Focal Point	Political Focal Point
Ms. Frances Reupena	**Ambassador Aliioiga Feturi Elisaia**
Chief Executive Officer	Samoa's High Commissioner to Fiji
Ministry of Natural Resources and Environment	Independent State of Samoa

GEF-8 Allocations and Commitments

Samoa has utilized 0 percent of its STAR resources and has **$8 million available for use** out of its $8 million allocation. This utilization rate is lower than the average of GEF countries standing at 0.8 percent.

Utilization of STAR resources

Each dot represents the share of allocated STAR resources utilized by country.

Utilization of resources in $m by focal area.

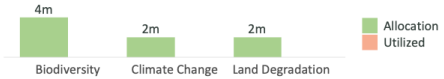

Additional GEF resources

The following presents commitments made under additional focal areas, set asides and GEF-managed trust funds. Financing amounts represent the full project financing.

Type ($m)	Resources
Chemicals and Waste	..
International Waters	..
Impact Program Incentive	..
Enabling Activity	1.7

Type ($m)	Approved	Allocation
Least Developed Countries Fund (LDCF)	..	..
Special Climate Change Fund (SCCF)	..	

GEF-7 Portfolio Progress

Samoa has disbursed 2.8 percent or $0.1 million out of its $4.4 million active GEF-7 commitments in national projects.

Distribution of GEF-7 projects by status

Portfolio of Ongoing Projects

Portfolio of projects across GEF-managed Trust Funds

	Number	GEF financing ($m)	Co-financing ratio (1:X)
GEF TRUST FUND			
National projects	5	10.6	6.2
Regional projects	8	29.3	3.9
GEF-MANAGED TRUST FUNDS			
LDCF projects	0	0.0	..
SCCF projects	0	0.0	..

Distribution by Focal Area

National

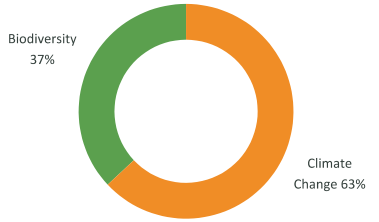

Regional

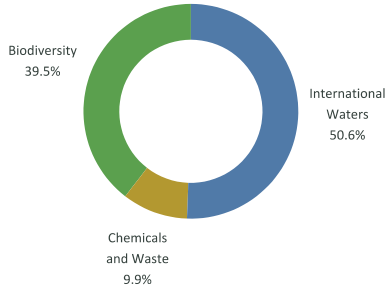

Distribution by Agency

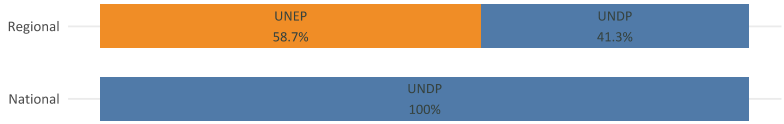

Progress

	Key indicators		Projects rated Moderately Satisfactory or above	
	Disbursement rate (%)	Average age (year)	Implementation progress (%)	Development outcomes (%)
National projects	47	8	0	0
Regional projects	53	6	100	100

COUNTRY FACTSHEET

SAO TOME AND PRINCIPE

Up to date as of January 19, 2023

Country Focal Points

Operational Focal Point	Political Focal Point
Mr. Lourenço Monteiro de Jesus	..
General Director of Environment	..
Ministry of Public Works, Infrastructure, Natural Resources and Environment	..

GEF-8 Allocations and Commitments

Sao Tome and Principe has utilized 0 percent of its STAR resources and has **$10.4 million available for use** out of its $10.4 million allocation. This utilization rate is lower than the average of GEF countries standing at 1.1 percent.

Utilization of STAR resources

Each dot represents the share of allocated STAR resources utilized by country.

Utilization of resources in $m by focal area.

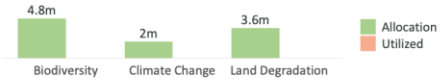

Additional GEF resources

The following presents commitments made under additional focal areas, set asides and GEF-managed trust funds. Financing amounts represent the full project financing.

Type ($m)	Resources
Chemicals and Waste	..
International Waters	..
Impact Program Incentive	..
Enabling Activity	1.7

Type ($m)	Approved	Allocation
Least Developed Countries Fund (LDCF)	..	20
Special Climate Change Fund (SCCF)	..	

GEF-7 Portfolio Progress

Sao Tome and Principe has disbursed 0 percent or $0 million out of its $3.5 million active GEF-7 commitments in national projects.

Distribution of GEF-7 projects by status

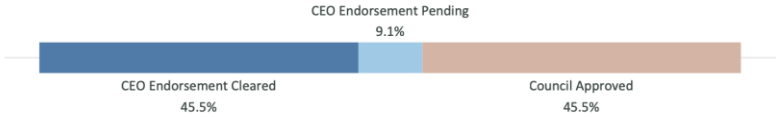

Portfolio of Ongoing Projects

Portfolio of projects across GEF-managed Trust Funds

	Number	GEF financing ($m)	Co-financing ratio (1:X)
GEF TRUST FUND			
National projects	5	14.0	4.1
Regional projects	11	79.9	3.0
GEF-MANAGED TRUST FUNDS			
LDCF projects	3	11.5	2.6
SCCF projects	0	0.0	..

Distribution by Focal Area

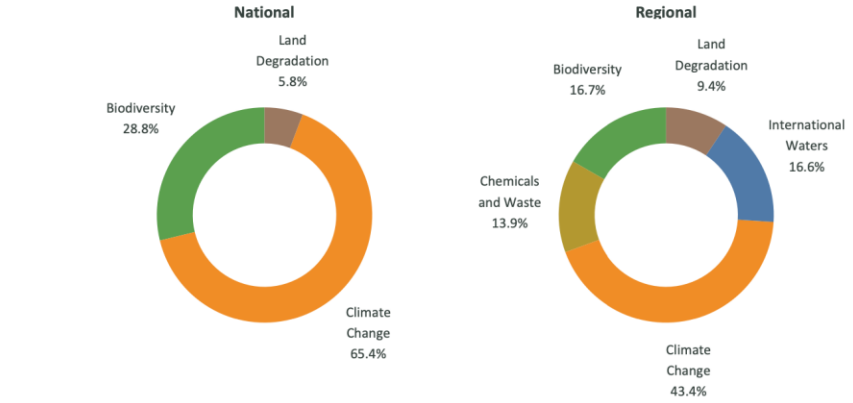

Distribution by Agency

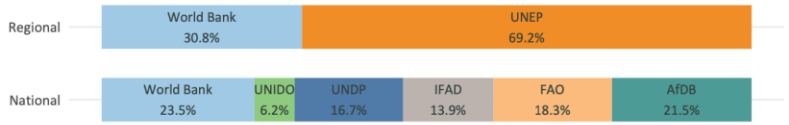

Progress

	Key indicators		Projects rated Moderately Satisfactory or above	
	Disbursement rate (%)	Average age (year)	Implementation progress (%)	Development outcomes (%)
National projects	22	6	100	100
Regional projects	47	7	100	67

COUNTRY FACTSHEET

SAUDI ARABIA

Up to date as of January 19, 2023

Country Focal Points

	Operational Focal Point	Political Focal Point
	Mr. Khalid M. Abuleif	**His Royal Highness (HRH) Turki Al Saud**
	Chief Negotiator for the Climate Agreements	President of PME
	Ministry of Petroleum and Mineral Resources	Presidency of Meteorology and Environment

GEF-8 Allocations and Commitments

Saudi Arabia has utilized .. percent of its STAR resources and has **$.. million available for use** out of its $.. million allocation. This utilization rate is .. than the average of GEF countries standing at 1.1 percent.

Utilization of STAR resources

Each dot represents the share of allocated STAR resources utilized by country.

Utilization of resources in $m by focal area.

Additional GEF resources

The following presents commitments made under additional focal areas, set asides and GEF-managed trust funds. Financing amounts represent the full project financing.

Type ($m)	Resources
Chemicals and Waste	..
International Waters	..
Impact Program Incentive	..
Enabling Activity	..

Type ($m)	Approved	Allocation
Least Developed Countries Fund (LDCF)	..	..
Special Climate Change Fund (SCCF)	..	

GEF-7 Portfolio Progress

Saudi Arabia has disbursed NaN percent or $0 million out of its $0 million active GEF-7 commitments in national projects.

Distribution of GEF-7 projects by status

Portfolio of Ongoing Projects

Portfolio of projects across GEF-managed Trust Funds

	Number	GEF financing ($m)	Co-financing ratio (1:X)
GEF TRUST FUND			
National projects	0	0.0	..
Regional projects	2	21.3	0.1
GEF-MANAGED TRUST FUNDS			
LDCF projects	0	0.0	..
SCCF projects	0	0.0	..

Distribution by Focal Area

Distribution by Agency

Progress

	Key indicators		Projects rated Moderately Satisfactory or above	
	Disbursement rate (%)	Average age (year)	Implementation progress (%)	Development outcomes (%)
National projects	..	..	..	..
Regional projects	..	..	..	..

COUNTRY FACTSHEET

SENEGAL

Up to date as of January 19, 2023

Country Focal Points

	Operational Focal Point	Political Focal Point
	Mr. Baba Drame	..
	Directeur de l'Environnement et des Etablissements classes	..
	Ministere de l'Environnement et du Developpement Durable	..

GEF-8 Allocations and Commitments

Senegal has utilized 0 percent of its STAR resources and has **$14.2 million available for use** out of its $14.2 million allocation. This utilization rate is lower than the average of GEF countries standing at 1.1 percent.

Utilization of STAR resources

Each dot represents the share of allocated STAR resources utilized by country.

Utilization of resources in $m by focal area.

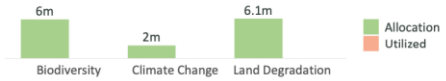

Additional GEF resources

The following presents commitments made under additional focal areas, set asides and GEF-managed trust funds. Financing amounts represent the full project financing.

Type ($m)	Resources
Chemicals and Waste	..
International Waters	..
Impact Program Incentive	..
Enabling Activity	..

Type ($m)	Approved	Allocation
Least Developed Countries Fund (LDCF)	..	20
Special Climate Change Fund (SCCF)	..	

GEF-7 Portfolio Progress

Senegal has disbursed 0 percent or $0 million out of its $17.8 million active GEF-7 commitments in national projects.

Distribution of GEF-7 projects by status

Portfolio of Ongoing Projects

Portfolio of projects across GEF-managed Trust Funds

	Number	GEF financing ($m)	Co-financing ratio (1:X)
GEF TRUST FUND			
National projects	7	25.9	15.8
Regional projects	25	260.6	3.8
GEF-MANAGED TRUST FUNDS			
LDCF projects	3	17.3	3.2
SCCF projects	0	0.0	..

Distribution by Focal Area

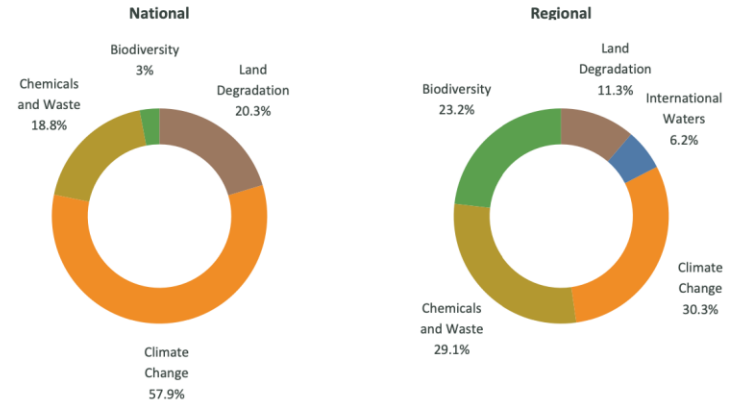

Distribution by Agency

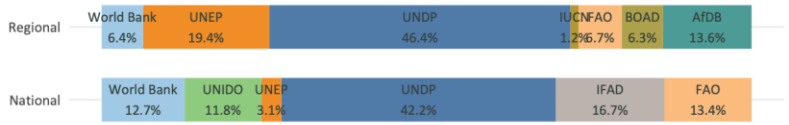

Progress

	Key indicators		Projects rated Moderately Satisfactory or above	
	Disbursement rate (%)	Average age (year)	Implementation progress (%)	Development outcomes (%)
National projects	47	4	83	67
Regional projects	23	5	91	83

COUNTRY FACTSHEET

SERBIA

Up to date as of January 19, 2023

Country Focal Points

Operational Focal Point	Political Focal Point
Ms. Sandra Dokić	**Ms. Jelena Tanasković**
Assistant Minister	State Secretary
Ministry of Environmental Protection	Ministry of Environmental Protection

GEF-8 Allocations and Commitments

Serbia has utilized 0 percent of its STAR resources and has **$5.9 million available for use** out of its $5.9 million allocation. This utilization rate is lower than the average of GEF countries standing at 1.1 percent.

Utilization of STAR resources

Each dot represents the share of allocated STAR resources utilized by country.

Utilization of resources in $m by focal area.

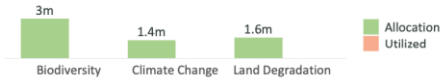

Additional GEF resources

The following presents commitments made under additional focal areas, set asides and GEF-managed trust funds. Financing amounts represent the full project financing.

Type ($m)	Resources
Chemicals and Waste	..
International Waters	..
Impact Program Incentive	..
Enabling Activity	1.7

Type ($m)	Approved	Allocation
Least Developed Countries Fund (LDCF)	..	..
Special Climate Change Fund (SCCF)	..	

GEF-7 Portfolio Progress

Serbia has disbursed 0 percent or $0 million out of its $3.9 million active GEF-7 commitments in national projects.

Distribution of GEF-7 projects by status

Portfolio of Ongoing Projects

Portfolio of projects across GEF-managed Trust Funds

	Number	GEF financing ($m)	Co-financing ratio (1:X)
GEF TRUST FUND			
National projects	6	10.0	10.5
Regional projects	8	55.8	11.0
GEF-MANAGED TRUST FUNDS			
LDCF projects	0	0.0	..
SCCF projects	0	0.0	..

Distribution by Focal Area

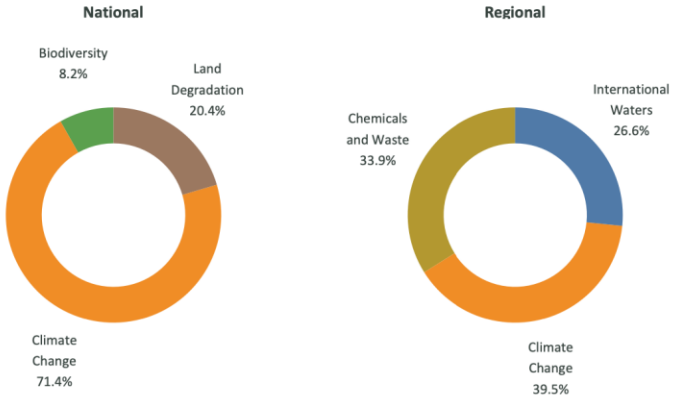

Distribution by Agency

Progress

	Key indicators		Projects rated Moderately Satisfactory or above	
	Disbursement rate (%)	Average age (year)	Implementation progress (%)	Development outcomes (%)
National projects	47	3	100	100
Regional projects	0	5	..	0

COUNTRY FACTSHEET

SEYCHELLES

Up to date as of January 19, 2023

Country Focal Points

Operational Focal Point	Political Focal Point
Mr. Will Agricole	**Mr. Maurice Loustau-Lalanne**
Principal Secretary	Principal Secretary
Ministry of Environment, Energy and Climate Change	Ministry of Foreign Affairs

GEF-8 Allocations and Commitments

Seychelles has utilized 0 percent of its STAR resources and has **$10.8 million available for use** out of its $10.8 million allocation. This utilization rate is lower than the average of GEF countries standing at 1.1 percent.

Utilization of STAR resources

Each dot represents the share of allocated STAR resources utilized by country.

Utilization of resources in $m by focal area.

Additional GEF resources

The following presents commitments made under additional focal areas, set asides and GEF-managed trust funds. Financing amounts represent the full project financing.

Type ($m)	Resources
Chemicals and Waste	..
International Waters	..
Impact Program Incentive	..
Enabling Activity	..

Type ($m)	Approved	Allocation
Least Developed Countries Fund (LDCF)	..	..
Special Climate Change Fund (SCCF)	..	

GEF-7 Portfolio Progress

Seychelles has disbursed 0 percent or $0 million out of its $5.4 million active GEF-7 commitments in national projects.

Distribution of GEF-7 projects by status

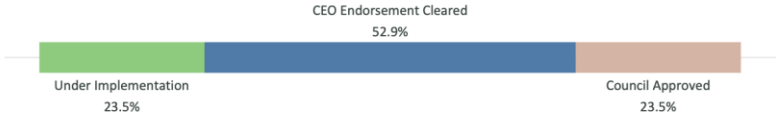

Portfolio of Ongoing Projects

Portfolio of projects across GEF-managed Trust Funds

	Number	GEF financing ($m)	Co-financing ratio (1:X)
GEF TRUST FUND			
National projects	5	19.7	5.1
Regional projects	16	273.9	3.2
GEF-MANAGED TRUST FUNDS			
LDCF projects	0	0.0	..
SCCF projects	0	0.0	..

Distribution by Focal Area

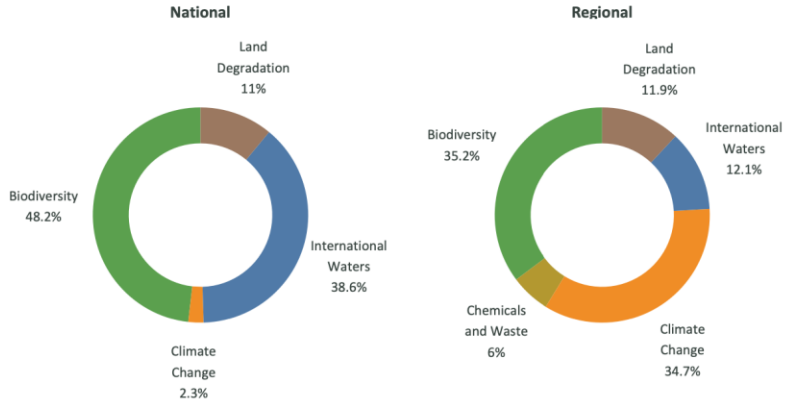

Distribution by Agency



Progress

	Key indicators		Projects rated Moderately Satisfactory or above	
	Disbursement rate (%)	Average age (year)	Implementation progress (%)	Development outcomes (%)
National projects	37	3	100	100
Regional projects	11	6	100	50

COUNTRY FACTSHEET

SIERRA LEONE

Up to date as of January 19, 2023

Country Focal Points

Operational Focal Point	Political Focal Point
Mr. Sheku Mark Kanneh	**Dr. Gevao Bondi**
Assistant Director, National Climate Change Secretariat	Executive Chairman
Environment Protection Agency Sierra Leone	Environment Protection Agency, Sierra Leone

GEF-8 Allocations and Commitments

Sierra Leone has utilized 0 percent of its STAR resources and has **$8.5 million available for use** out of its $8.5 million allocation. This utilization rate is lower than the average of GEF countries standing at 1.1 percent.

Utilization of STAR resources

Each dot represents the share of allocated STAR resources utilized by country.

Utilization of resources in $m by focal area.

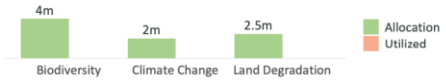

Additional GEF resources

The following presents commitments made under additional focal areas, set asides and GEF-managed trust funds. Financing amounts represent the full project financing.

Type ($m)	Resources
Chemicals and Waste	..
International Waters	..
Impact Program Incentive	..
Enabling Activity	..

Type ($m)	Approved	Allocation
Least Developed Countries Fund (LDCF)	..	20
Special Climate Change Fund (SCCF)	..	

GEF-7 Portfolio Progress

Sierra Leone has disbursed 12.9 percent or $0.9 million out of its $7.2 million active GEF-7 commitments in national projects.

Distribution of GEF-7 projects by status

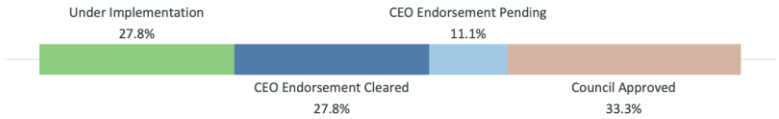

Portfolio of Ongoing Projects

Portfolio of projects across GEF-managed Trust Funds

	Number	GEF financing ($m)	Co-financing ratio (1:X)
GEF TRUST FUND			
National projects	3	12.4	5.6
Regional projects	14	256.5	2.1
GEF-MANAGED TRUST FUNDS			
LDCF projects	2	14.0	4.3
SCCF projects	0	0.0	..

Distribution by Focal Area

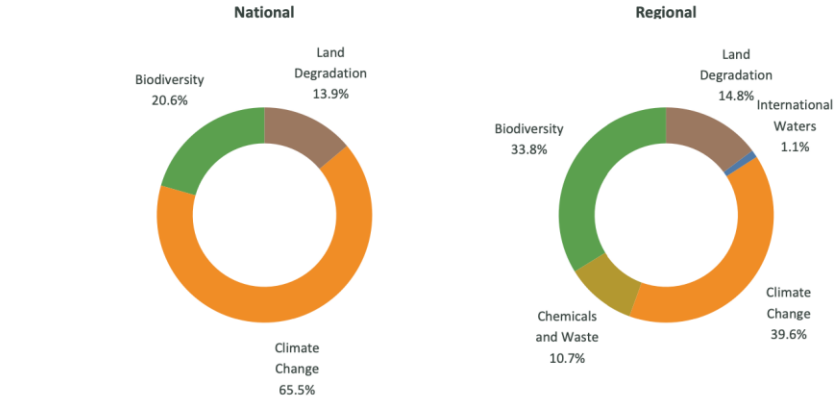

Distribution by Agency

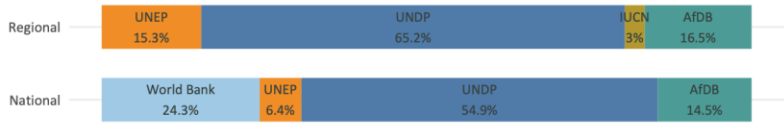

Progress

	Key indicators		Projects rated Moderately Satisfactory or above	
	Disbursement rate (%)	Average age (year)	Implementation progress (%)	Development outcomes (%)
National projects	29	3	67	100
Regional projects	13	6	100	50

COUNTRY FACTSHEET

SLOVAK REPUBLIC

Up to date as of January 19, 2023

Country Focal Points

Operational Focal Point	Political Focal Point
Mrs. Miroslava Hruskova	**His Excellency Peter Ziga**
PHDR, CSC.	Minister
Ministry of Environment of the Slovak Republic	Ministry of Environment of the Slovak Republic

GEF-8 Allocations and Commitments

Slovak Republic has utilized .. percent of its STAR resources and has **$.. million available for use** out of its $.. million allocation. This utilization rate is .. than the average of GEF countries standing at 1.1 percent.

Utilization of STAR resources

Each dot represents the share of allocated STAR resources utilized by country.

Utilization of resources in $m by focal area.

Additional GEF resources

The following presents commitments made under additional focal areas, set asides and GEF-managed trust funds. Financing amounts represent the full project financing.

Type ($m)	Resources
Chemicals and Waste	..
International Waters	..
Impact Program Incentive	..
Enabling Activity	..

Type ($m)	Approved	Allocation
Least Developed Countries Fund (LDCF)	..	..
Special Climate Change Fund (SCCF)	..	

GEF-7 Portfolio Progress

Slovak Republic has disbursed NaN percent or $0 million out of its $0 million active GEF-7 commitments in national projects.

Distribution of GEF-7 projects by status

Portfolio of Ongoing Projects

Portfolio of projects across GEF-managed Trust Funds

	Number	GEF financing ($m)	Co-financing ratio (1:X)
GEF TRUST FUND			
National projects	0	0.0	..
Regional projects	1	45.2	1.0
GEF-MANAGED TRUST FUNDS			
LDCF projects	0	0.0	..
SCCF projects	0	0.0	..

Distribution by Focal Area

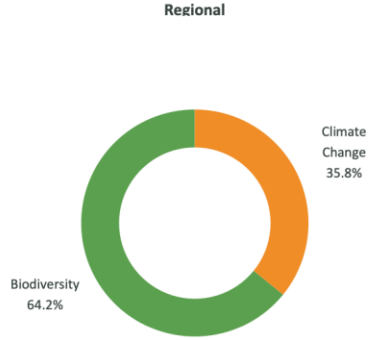

Distribution by Agency

Progress

	Key indicators		Projects rated Moderately Satisfactory or above	
	Disbursement rate (%)	Average age (year)	Implementation progress (%)	Development outcomes (%)
National projects	..	..	..	..
Regional projects	0	13	..	..

COUNTRY FACTSHEET

SLOVENIA

Up to date as of January 19, 2023

Country Focal Points

	Operational Focal Point	Political Focal Point
	Ms. Barbara Knapič Navarrete	**Ms. Barbara Knapič Navarrete**
	Secretary	Secretary
	Ministry of Finance	Ministry of Finance

GEF-8 Allocations and Commitments

Slovenia has utilized .. percent of its STAR resources and has **$.. million available for use** out of its $.. million allocation. This utilization rate is .. than the average of GEF countries standing at 1.1 percent.

Utilization of STAR resources

Each dot represents the share of allocated STAR resources utilized by country.

Utilization of resources in $m by focal area.

Additional GEF resources

The following presents commitments made under additional focal areas, set asides and GEF-managed trust funds. Financing amounts represent the full project financing.

Type ($m)	Resources
Chemicals and Waste	..
International Waters	..
Impact Program Incentive	..
Enabling Activity	..

Type ($m)	Approved	Allocation
Least Developed Countries Fund (LDCF)	..	..
Special Climate Change Fund (SCCF)	..	

GEF-7 Portfolio Progress

Slovenia has disbursed NaN percent or $0 million out of its $0 million active GEF-7 commitments in national projects.

Distribution of GEF-7 projects by status

Portfolio of Ongoing Projects

Portfolio of projects across GEF-managed Trust Funds

	Number	GEF financing ($m)	Co-financing ratio (1:X)
GEF TRUST FUND			
National projects	0	0.0	..
Regional projects	0	0.0	..
GEF-MANAGED TRUST FUNDS			
LDCF projects	0	0.0	..
SCCF projects	0	0.0	..

Distribution by Focal Area

Distribution by Agency

Progress

	Key indicators		Projects rated Moderately Satisfactory or above	
	Disbursement rate (%)	Average age (year)	Implementation progress (%)	Development outcomes (%)
National projects	..	..	..	..
Regional projects	..	..	..	..

COUNTRY FACTSHEET

SOLOMON ISLANDS

Up to date as of December 02, 2022

Country Focal Points

Operational Focal Point	Political Focal Point
Mr. Chanel Iroi	**Mr. Noel Martin Matea**
Deputy Secretary	Deputy Permanent Representative/Minister Counsellor
Ministry of Environment, Climate Change, Disaster Management and Meteorology	Solomon Islands Permanent Mission to the United Nations

GEF-8 Allocations and Commitments

Solomon Islands has utilized 0 percent of its STAR resources and has **$13.3 million available for use** out of its $13.3 million allocation. This utilization rate is lower than the average of GEF countries standing at 0.8 percent.

Utilization of STAR resources

Each dot represents the share of allocated STAR resources utilized by country.

Utilization of resources in $m by focal area.

Additional GEF resources

The following presents commitments made under additional focal areas, set asides and GEF-managed trust funds. Financing amounts represent the full project financing.

Type ($m)	Resources
Chemicals and Waste	..
International Waters	..
Impact Program Incentive	..
Enabling Activity	1.7

Type ($m)	Approved	Allocation
Least Developed Countries Fund (LDCF)	..	20
Special Climate Change Fund (SCCF)	..	

GEF-7 Portfolio Progress

Solomon Islands has disbursed 0 percent or $0 million out of its $19.5 million active GEF-7 commitments in national projects.

Distribution of GEF-7 projects by status

Portfolio of Ongoing Projects

Portfolio of projects across GEF-managed Trust Funds

	Number	GEF financing ($m)	Co-financing ratio (1:X)
GEF TRUST FUND			
National projects	6	24.5	3.5
Regional projects	12	127.4	2.1
GEF-MANAGED TRUST FUNDS			
LDCF projects	3	27.0	6.4
SCCF projects	0	0.0	..

Distribution by Focal Area

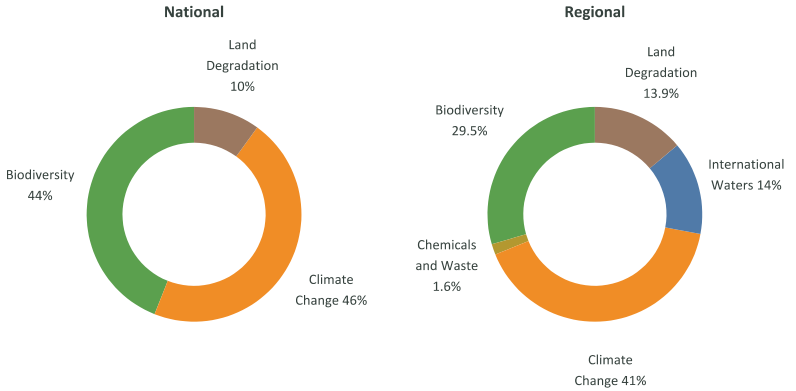

Distribution by Agency

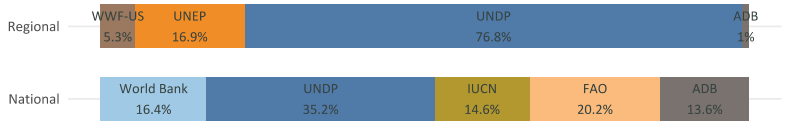

Progress

	Key indicators		Projects rated Moderately Satisfactory or above	
	Disbursement rate (%)	Average age (year)	Implementation progress (%)	Development outcomes (%)
National projects	15	3	100	33
Regional projects	13	6	100	80

COUNTRY FACTSHEET

SOMALIA

Up to date as of January 19, 2023

Country Focal Points

Operational Focal Point	Political Focal Point
H.E. Mahdi Mohammed Gulaid	**H.E. Mahdi Mohammed Gulaid**
Deputy Prime Minister	Deputy Prime Minister
The Federal Government of Somalia, Directorate of Environment	The Federal Government of Somalia, Directorate of Environment

GEF-8 Allocations and Commitments

Somalia has utilized 0 percent of its STAR resources and has **$16 million available for use** out of its $16 million allocation. This utilization rate is lower than the average of GEF countries standing at 1.1 percent.

Utilization of STAR resources

Each dot represents the share of allocated STAR resources utilized by country.

Utilization of resources in $m by focal area.

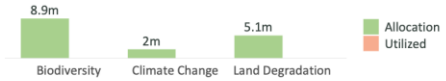

Additional GEF resources

The following presents commitments made under additional focal areas, set asides and GEF-managed trust funds. Financing amounts represent the full project financing.

Type ($m)	Resources
Chemicals and Waste	..
International Waters	..
Impact Program Incentive	..
Enabling Activity	..

Type ($m)	Approved	Allocation
Least Developed Countries Fund (LDCF)	..	20
Special Climate Change Fund (SCCF)	..	

GEF-7 Portfolio Progress

Somalia has disbursed 0 percent or $0 million out of its $3.3 million active GEF-7 commitments in national projects.

Distribution of GEF-7 projects by status

Portfolio of Ongoing Projects

Portfolio of projects across GEF-managed Trust Funds

	Number	GEF financing ($m)	Co-financing ratio (1:X)
GEF TRUST FUND			
National projects	2	4.3	40.4
Regional projects	11	109.2	4.2
GEF-MANAGED TRUST FUNDS			
LDCF projects	2	18.8	4.9
SCCF projects	0	0.0	..

Distribution by Focal Area

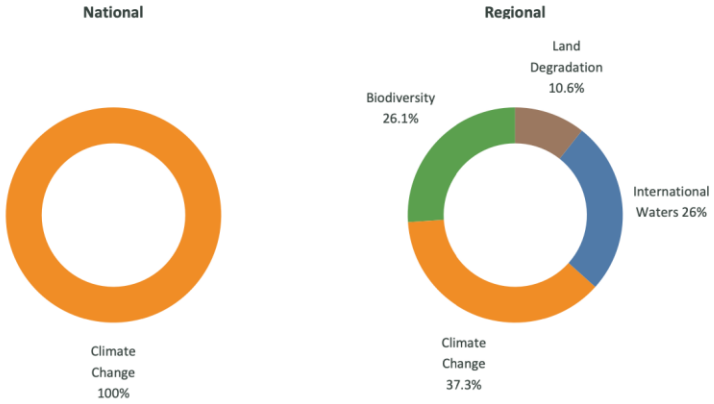

Distribution by Agency

Progress

	Key indicators		Projects rated Moderately Satisfactory or above	
	Disbursement rate (%)	Average age (year)	Implementation progress (%)	Development outcomes (%)
National projects	33	4	100	67
Regional projects	29	6	100	50

COUNTRY FACTSHEET

SOUTH AFRICA

Up to date as of January 19, 2023

Country Focal Points

Operational Focal Point	Political Focal Point
Mr. Zaheer Fakir	**Ms. Nomfundo Tshabalala**
Acting Deputy Director-General	Director-General
Department of Environment, Forestry and Fisheries	Department of Environment, Forestry and Fisheries

GEF-8 Allocations and Commitments

South Africa has utilized 0 percent of its STAR resources and has **$49.1 million available for use** out of its $49.1 million allocation. This utilization rate is lower than the average of GEF countries standing at 1.1 percent.

Utilization of STAR resources

Each dot represents the share of allocated STAR resources utilized by country.

Utilization of resources in $m by focal area.

Additional GEF resources

The following presents commitments made under additional focal areas, set asides and GEF-managed trust funds. Financing amounts represent the full project financing.

Type ($m)	Resources
Chemicals and Waste	2.5
International Waters	..
Impact Program Incentive	..
Enabling Activity	..

Type ($m)	Approved	Allocation
Least Developed Countries Fund (LDCF)	..	..
Special Climate Change Fund (SCCF)	..	

GEF-7 Portfolio Progress

South Africa has disbursed 1.1 percent or $0.5 million out of its $43 million active GEF-7 commitments in national projects.

Distribution of GEF-7 projects by status

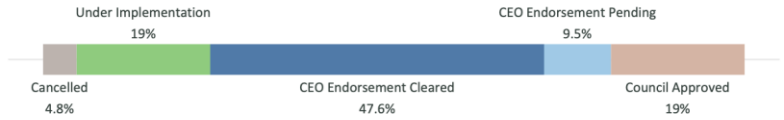

Portfolio of Ongoing Projects

Portfolio of projects across GEF-managed Trust Funds

	Number	GEF financing ($m)	Co-financing ratio (1:X)
GEF TRUST FUND			
National projects	21	118.3	8.1
Regional projects	21	229.0	6.8
GEF-MANAGED TRUST FUNDS			
LDCF projects	0	0.0	..
SCCF projects	0	0.0	..

Distribution by Focal Area

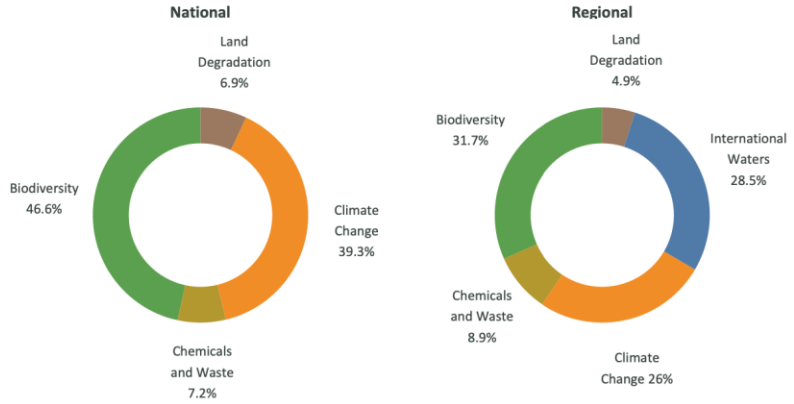

Distribution by Agency

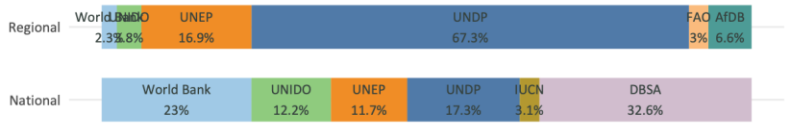

Progress

	Key indicators		Projects rated Moderately Satisfactory or above	
	Disbursement rate (%)	Average age (year)	Implementation progress (%)	Development outcomes (%)
National projects	19	4	88	64
Regional projects	22	6	88	88

COUNTRY FACTSHEET

SOUTH SUDAN

Up to date as of January 19, 2023

Country Focal Points

Operational Focal Point	Political Focal Point
Mr. David Batali Oliver	**Amb. Charles Manyang D'Awol**
Director for Pollution Control	Undersecretary
Ministry of Enviroment	Ministry of Foreign Affairs and International Cooperation

GEF-8 Allocations and Commitments

South Sudan has utilized 0 percent of its STAR resources and has **$8.4 million available for use** out of its $8.4 million allocation. This utilization rate is lower than the average of GEF countries standing at 1.1 percent.

Utilization of STAR resources

Each dot represents the share of allocated STAR resources utilized by country.

Utilization of resources in $m by focal area.

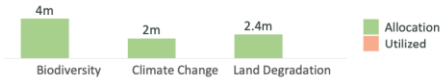

Additional GEF resources

The following presents commitments made under additional focal areas, set asides and GEF-managed trust funds. Financing amounts represent the full project financing.

Type ($m)	Resources
Chemicals and Waste	..
International Waters	..
Impact Program Incentive	..
Enabling Activity	..

Type ($m)	Approved	Allocation
Least Developed Countries Fund (LDCF)	..	20
Special Climate Change Fund (SCCF)	..	

GEF-7 Portfolio Progress

South Sudan has disbursed 0 percent or $0 million out of its $10.2 million active GEF-7 commitments in national projects.

Distribution of GEF-7 projects by status

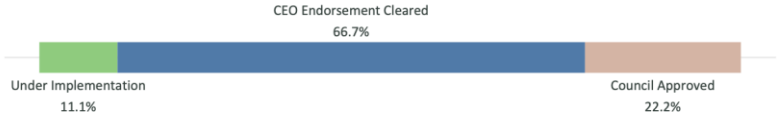

Portfolio of Ongoing Projects

Portfolio of projects across GEF-managed Trust Funds

	Number	GEF financing ($m)	Co-financing ratio (1:X)
GEF TRUST FUND			
National projects	3	7.2	2.8
Regional projects	5	24.8	0.1
GEF-MANAGED TRUST FUNDS			
LDCF projects	1	9.0	2.9
SCCF projects	0	0.0	..

Distribution by Focal Area

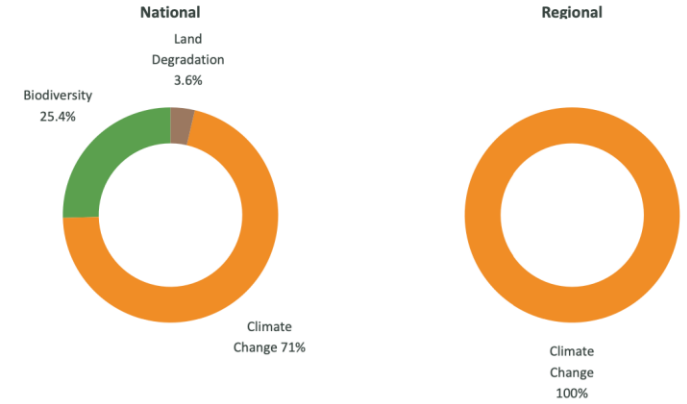

Distribution by Agency

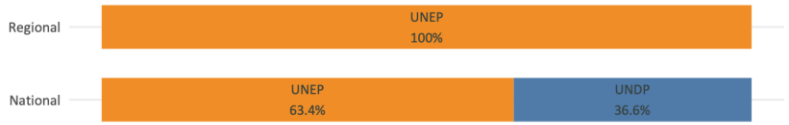

Progress

	Key indicators		Projects rated Moderately Satisfactory or above	
	Disbursement rate (%)	Average age (year)	Implementation progress (%)	Development outcomes (%)
National projects	3	2	100	100
Regional projects	57	8	..	0

COUNTRY FACTSHEET

SRI LANKA

Up to date as of December 02, 2022

Country Focal Points

Operational Focal Point	Political Focal Point
Mrs. Janaki Damayanthi Amaratunge	**Hon. Mahinda Amaraweera**
Director, International Relations	Minister
Ministry of Environment	Ministry of Environment

GEF-8 Allocations and Commitments

Sri Lanka has utilized 0 percent of its STAR resources and has **$19 million available for use** out of its $19 million allocation. This utilization rate is lower than the average of GEF countries standing at 0.8 percent.

Utilization of STAR resources

Each dot represents the share of allocated STAR resources utilized by country.

Utilization of resources in $m by focal area.



Additional GEF resources

The following presents commitments made under additional focal areas, set asides and GEF-managed trust funds. Financing amounts represent the full project financing.

Type ($m)	Resources
Chemicals and Waste	..
International Waters	..
Impact Program Incentive	..
Enabling Activity	..

Type ($m)	Approved	Allocation
Least Developed Countries Fund (LDCF)	..	..
Special Climate Change Fund (SCCF)	..	

GEF-7 Portfolio Progress

Sri Lanka has disbursed 0 percent or $0 million out of its $6.9 million active GEF-7 commitments in national projects.

Distribution of GEF-7 projects by status

Portfolio of Ongoing Projects

Portfolio of projects across GEF-managed Trust Funds

	Number	GEF financing ($m)	Co-financing ratio (1:X)
GEF TRUST FUND			
National projects	11	23.4	6.6
Regional projects	9	138.6	1.4
GEF-MANAGED TRUST FUNDS			
LDCF projects	0	0.0	..
SCCF projects	0	0.0	..

Distribution by Focal Area

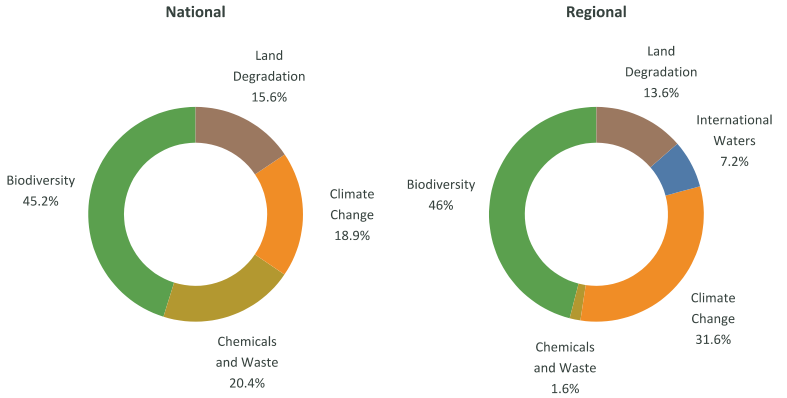

Distribution by Agency

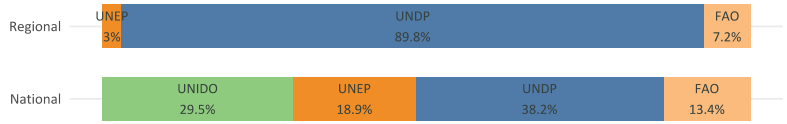

Progress

	Key indicators		Projects rated Moderately Satisfactory or above	
	Disbursement rate (%)	Average age (year)	Implementation progress (%)	Development outcomes (%)
National projects	27	5	75	50
Regional projects	0	8	..	..

COUNTRY FACTSHEET

ST. KITTS AND NEVIS

Up to date as of January 19, 2023

Country Focal Points

Operational Focal Point	Political Focal Point
Ms. Lavern Queeley	**Mrs. Hilary Hazel**
Senior Director	Financial Secretary
Ministry of Finance	Ministry of Finance

GEF-8 Allocations and Commitments

St. Kitts and Nevis has utilized 0 percent of its STAR resources and has **$8.1 million available for use** out of its $8.1 million allocation. This utilization rate is lower than the average of GEF countries standing at 1.1 percent.

Utilization of STAR resources

Each dot represents the share of allocated STAR resources utilized by country.

Utilization of resources in $m by focal area.

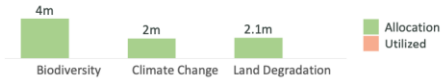

Additional GEF resources

The following presents commitments made under additional focal areas, set asides and GEF-managed trust funds. Financing amounts represent the full project financing.

Type ($m)	Resources
Chemicals and Waste	..
International Waters	..
Impact Program Incentive	..
Enabling Activity	..

Type ($m)	Approved	Allocation
Least Developed Countries Fund (LDCF)	..	..
Special Climate Change Fund (SCCF)	..	

GEF-7 Portfolio Progress

St. Kitts and Nevis has disbursed NaN percent or $0 million out of its $0 million active GEF-7 commitments in national projects.

Distribution of GEF-7 projects by status

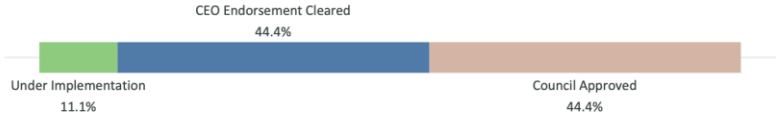

Portfolio of Ongoing Projects

Portfolio of projects across GEF-managed Trust Funds

	Number	GEF financing ($m)	Co-financing ratio (1:X)
GEF TRUST FUND			
National projects	1	3.0	7.5
Regional projects	17	218.2	2.6
GEF-MANAGED TRUST FUNDS			
LDCF projects	0	0.0	..
SCCF projects	0	0.0	..

Distribution by Focal Area

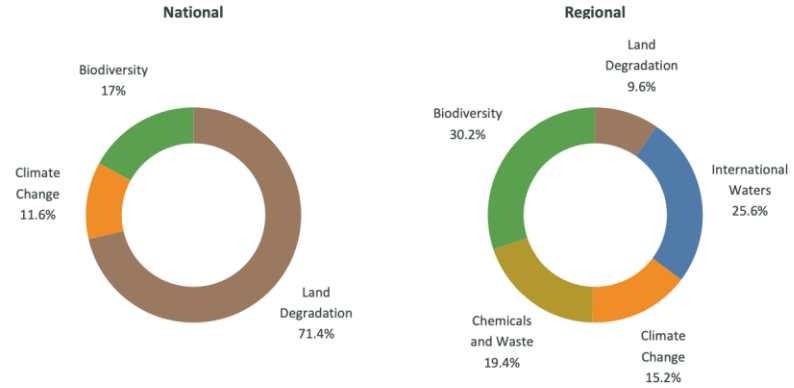

Distribution by Agency

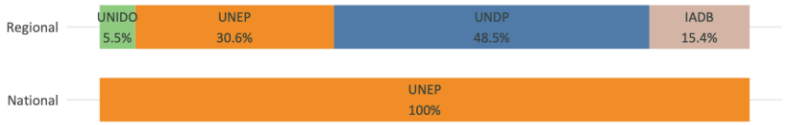

Progress

	Key indicators		Projects rated Moderately Satisfactory or above	
	Disbursement rate (%)	Average age (year)	Implementation progress (%)	Development outcomes (%)
National projects	15	3	100	100
Regional projects	22	5	100	86

COUNTRY FACTSHEET

ST. LUCIA

Up to date as of January 19, 2023

Country Focal Points

Operational Focal Point	Political Focal Point
Ms. Samanthia Justin	**Ms. Anita Montoute**
Chief Technical Officer	Permanent Secretary
Department of Sustainable Development	Ministry of Education, Innovation, Gender Relations and Sustainable Development

GEF-8 Allocations and Commitments

St. Lucia has utilized 0 percent of its STAR resources and has **$8.1 million available for use** out of its $8.1 million allocation. This utilization rate is lower than the average of GEF countries standing at 1.1 percent.

Utilization of STAR resources

Each dot represents the share of allocated STAR resources utilized by country.

Utilization of resources in $m by focal area.

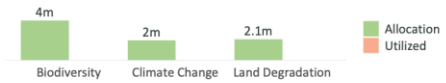

Additional GEF resources

The following presents commitments made under additional focal areas, set asides and GEF-managed trust funds. Financing amounts represent the full project financing.

Type ($m)	Resources
Chemicals and Waste	..
International Waters	..
Impact Program Incentive	..
Enabling Activity	..

Type ($m)	Approved	Allocation
Least Developed Countries Fund (LDCF)	..	..
Special Climate Change Fund (SCCF)	..	

GEF-7 Portfolio Progress

St. Lucia has disbursed 0 percent or $0 million out of its $0.8 million active GEF-7 commitments in national projects.

Distribution of GEF-7 projects by status

Portfolio of Ongoing Projects

Portfolio of projects across GEF-managed Trust Funds

	Number	GEF financing ($m)	Co-financing ratio (1:X)
GEF TRUST FUND			
National projects	5	7.7	3.1
Regional projects	23	315.3	2.3
GEF-MANAGED TRUST FUNDS			
LDCF projects	0	0.0	..
SCCF projects	0	0.0	..

Distribution by Focal Area

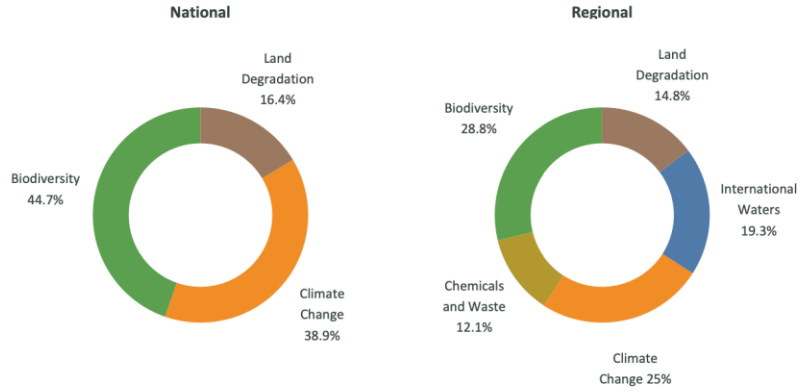

Distribution by Agency



Progress

	Key indicators		Projects rated Moderately Satisfactory or above	
	Disbursement rate (%)	Average age (year)	Implementation progress (%)	Development outcomes (%)
National projects	32	5	100	100
Regional projects	18	5	100	80

COUNTRY FACTSHEET

ST. VINCENT AND GRENADINES

Up to date as of January 19, 2023

Country Focal Points

Operational Focal Point	Political Focal Point
Mrs. Janeel Miller-Findlay	**Mr. Clayton Burgin**
..	Minister
Ministry of Health, Wellness and the Environment	Ministry of Health, Wellness and the Environment

GEF-8 Allocations and Commitments

St. Vincent and Grenadines has utilized 0 percent of its STAR resources and has **$8.4 million available for use** out of its $8.4 million allocation. This utilization rate is lower than the average of GEF countries standing at 1.1 percent.

Utilization of STAR resources

Each dot represents the share of allocated STAR resources utilized by country.

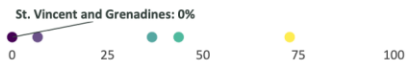

Utilization of resources in $m by focal area.

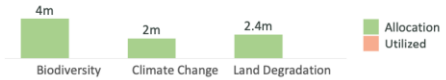

Additional GEF resources

The following presents commitments made under additional focal areas, set asides and GEF-managed trust funds. Financing amounts represent the full project financing.

Type ($m)	Resources
Chemicals and Waste	..
International Waters	..
Impact Program Incentive	..
Enabling Activity	..

Type ($m)	Approved	Allocation
Least Developed Countries Fund (LDCF)	..	..
Special Climate Change Fund (SCCF)	..	

GEF-7 Portfolio Progress

St. Vincent and Grenadines has disbursed 0 percent or $0 million out of its $3.7 million active GEF-7 commitments in national projects.

Distribution of GEF-7 projects by status

Portfolio of Ongoing Projects

Portfolio of projects across GEF-managed Trust Funds

	Number	GEF financing ($m)	Co-financing ratio (1:X)
GEF TRUST FUND			
National projects	3	7.5	4.1
Regional projects	13	160.1	2.6
GEF-MANAGED TRUST FUNDS			
LDCF projects	0	0.0	..
SCCF projects	0	0.0	..

Distribution by Focal Area

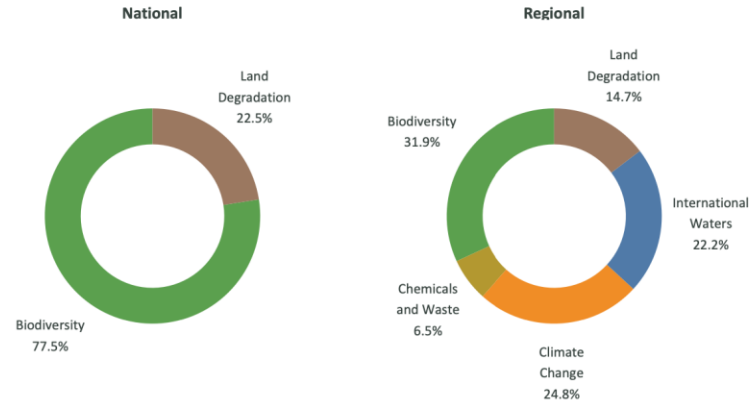

Distribution by Agency

Progress

	Key indicators		Projects rated Moderately Satisfactory or above	
	Disbursement rate (%)	Average age (year)	Implementation progress (%)	Development outcomes (%)
National projects	7	2	0	0
Regional projects	26	7	100	86

COUNTRY FACTSHEET

SUDAN

Up to date as of January 19, 2023

Country Focal Points

Operational Focal Point	Political Focal Point
Dr. Mona Ahmed	**Mr. Galal Ahmed**
Secretary General	..
Higher Council for Environment and Natural Resources	Ministry of Finance and Economic Planning

GEF-8 Allocations and Commitments

Sudan has utilized 0 percent of its STAR resources and has **$10.3 million available for use** out of its $10.3 million allocation. This utilization rate is lower than the average of GEF countries standing at 1.1 percent.

Utilization of STAR resources

Each dot represents the share of allocated STAR resources utilized by country.

Utilization of resources in $m by focal area.

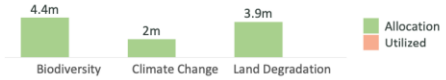

Additional GEF resources

The following presents commitments made under additional focal areas, set asides and GEF-managed trust funds. Financing amounts represent the full project financing.

Type ($m)	Resources
Chemicals and Waste	..
International Waters	..
Impact Program Incentive	..
Enabling Activity	1.7

Type ($m)	Approved	Allocation
Least Developed Countries Fund (LDCF)	..	20
Special Climate Change Fund (SCCF)	..	

GEF-7 Portfolio Progress

Sudan has disbursed 3.6 percent or $0.6 million out of its $16.8 million active GEF-7 commitments in national projects.

Distribution of GEF-7 projects by status

Portfolio of Ongoing Projects

Portfolio of projects across GEF-managed Trust Funds

	Number	GEF financing ($m)	Co-financing ratio (1:X)
GEF TRUST FUND			
National projects	10	31.8	3.8
Regional projects	8	22.5	3.3
GEF-MANAGED TRUST FUNDS			
LDCF projects	5	24.3	5.4
SCCF projects	0	0.0	..

Distribution by Focal Area

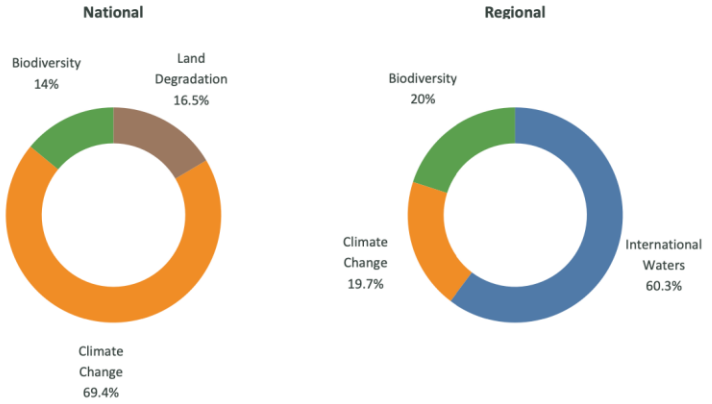

Distribution by Agency

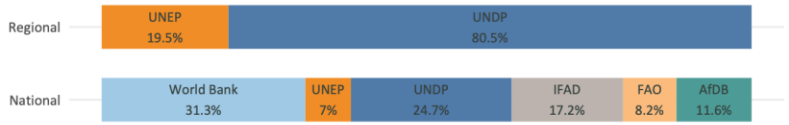

Progress

	Key indicators		Projects rated Moderately Satisfactory or above	
	Disbursement rate (%)	Average age (year)	Implementation progress (%)	Development outcomes (%)
National projects	45	4	78	80
Regional projects	41	5	67	100

COUNTRY FACTSHEET

SURINAME

Up to date as of January 19, 2023

Country Focal Points

Operational Focal Point	Political Focal Point
Ms. Ivette Patterzon	**Mr. Silvano Tjong-Ahin**
Legal and Policy Advisor	Minister
Ministry of Spatial Planning and Environment	Ministry of Spatial Planning and Environment

GEF-8 Allocations and Commitments

Suriname has utilized 0 percent of its STAR resources and has **$8 million available for use** out of its $8 million allocation. This utilization rate is lower than the average of GEF countries standing at 1.1 percent.

Utilization of STAR resources

Each dot represents the share of allocated STAR resources utilized by country.

Utilization of resources in $m by focal area.

Additional GEF resources

The following presents commitments made under additional focal areas, set asides and GEF-managed trust funds. Financing amounts represent the full project financing.

Type ($m)	Resources
Chemicals and Waste	..
International Waters	..
Impact Program Incentive	..
Enabling Activity	1.7

Type ($m)	Approved	Allocation
Least Developed Countries Fund (LDCF)	..	..
Special Climate Change Fund (SCCF)	..	

GEF-7 Portfolio Progress

Suriname has disbursed 0 percent or $0 million out of its $10.4 million active GEF-7 commitments in national projects.

Distribution of GEF-7 projects by status

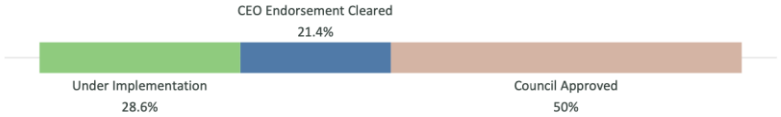

Portfolio of Ongoing Projects

Portfolio of projects across GEF-managed Trust Funds

	Number	GEF financing ($m)	Co-financing ratio (1:X)
GEF TRUST FUND			
National projects	4	22.4	3.9
Regional projects	16	229.1	3.2
GEF-MANAGED TRUST FUNDS			
LDCF projects	0	0.0	..
SCCF projects	0	0.0	..

Distribution by Focal Area

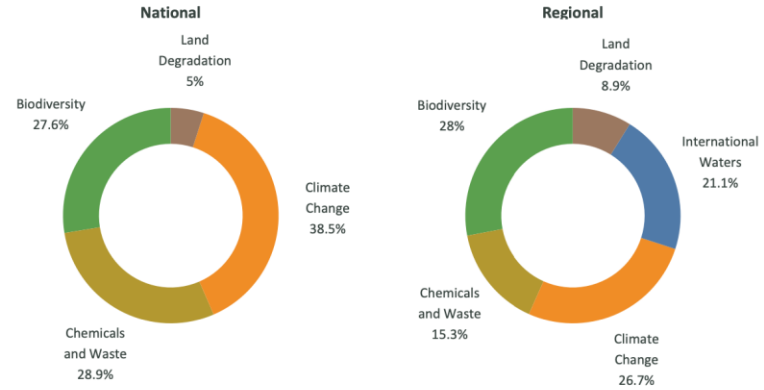

Distribution by Agency

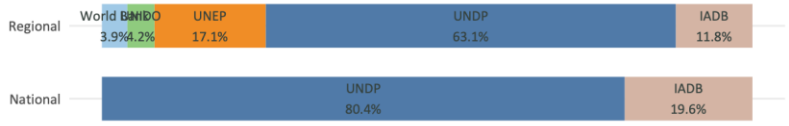

Progress

	Key indicators		Projects rated Moderately Satisfactory or above	
	Disbursement rate (%)	Average age (year)	Implementation progress (%)	Development outcomes (%)
National projects	19	4	50	50
Regional projects	12	5	100	86

COUNTRY FACTSHEET

SYRIA

Up to date as of January 19, 2023

Country Focal Points

	Operational Focal Point	Political Focal Point
	Mr. Moutaz Douaji	..
	Deputy Minister	..
	Ministry of Local Administration and Environment	..

GEF-8 Allocations and Commitments

Syria has utilized 0 percent of its STAR resources and has **$6.1 million available for use** out of its $6.1 million allocation. This utilization rate is lower than the average of GEF countries standing at 1.1 percent.

Utilization of STAR resources

Each dot represents the share of allocated STAR resources utilized by country.

Utilization of resources in $m by focal area.

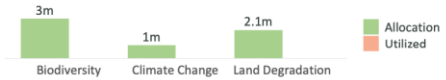

Additional GEF resources

The following presents commitments made under additional focal areas, set asides and GEF-managed trust funds. Financing amounts represent the full project financing.

Type ($m)	Resources
Chemicals and Waste	..
International Waters	..
Impact Program Incentive	..
Enabling Activity	..

Type ($m)	Approved	Allocation
Least Developed Countries Fund (LDCF)	..	..
Special Climate Change Fund (SCCF)	..	

GEF-7 Portfolio Progress

Syria has disbursed NaN percent or $0 million out of its $0 million active GEF-7 commitments in national projects.

Distribution of GEF-7 projects by status

Portfolio of Ongoing Projects

Portfolio of projects across GEF-managed Trust Funds

	Number	GEF financing ($m)	Co-financing ratio (1:X)
GEF TRUST FUND			
National projects	1	0.9	1.1
Regional projects	4	120.9	1.4
GEF-MANAGED TRUST FUNDS			
LDCF projects	0	0.0	..
SCCF projects	0	0.0	..

Distribution by Focal Area

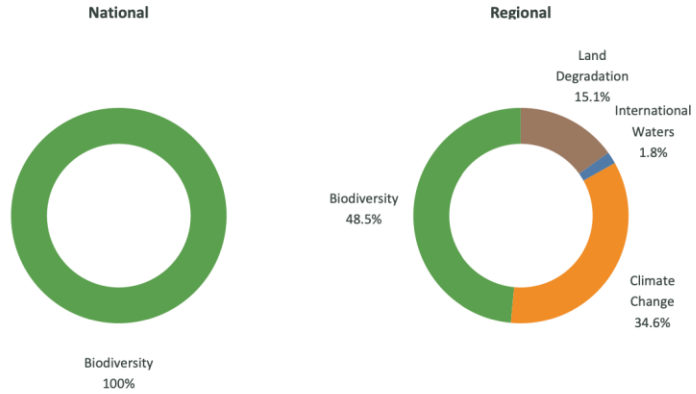

Distribution by Agency

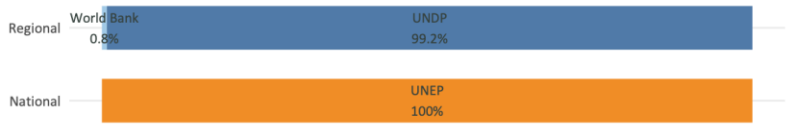

Progress

	Key indicators		Projects rated Moderately Satisfactory or above	
	Disbursement rate (%)	Average age (year)	Implementation progress (%)	Development outcomes (%)
National projects	0	12	..	0
Regional projects	0	13	..	..

COUNTRY FACTSHEET

TAJIKISTAN

Up to date as of January 19, 2023

Country Focal Points

Operational Focal Point	Political Focal Point
Mr. Sheralizoda Bahodur	**Mr. Sheralizoda Bahodur**
Chairman	Chairman
Committee of Environmental Protection Under the Government of The Republic of Tajikistan	Committee of Environmental Protection Under the Government of The Republic of Tajikistan

GEF-8 Allocations and Commitments

Tajikistan has utilized 0 percent of its STAR resources and has **$9 million available for use** out of its $9 million allocation. This utilization rate is lower than the average of GEF countries standing at 1.1 percent.

Utilization of STAR resources

Each dot represents the share of allocated STAR resources utilized by country.

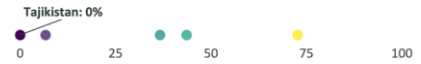

Utilization of resources in $m by focal area.

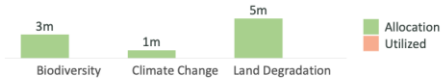

Additional GEF resources

The following presents commitments made under additional focal areas, set asides and GEF-managed trust funds. Financing amounts represent the full project financing.

Type ($m)	Resources
Chemicals and Waste	..
International Waters	..
Impact Program Incentive	..
Enabling Activity	..

Type ($m)	Approved	Allocation
Least Developed Countries Fund (LDCF)	..	..
Special Climate Change Fund (SCCF)	..	

GEF-7 Portfolio Progress

Tajikistan has disbursed 0 percent or $0 million out of its $4.4 million active GEF-7 commitments in national projects.

Distribution of GEF-7 projects by status

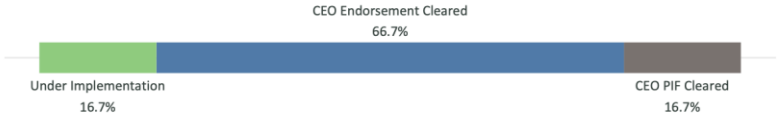

Portfolio of Ongoing Projects

Portfolio of projects across GEF-managed Trust Funds

	Number	GEF financing ($m)	Co-financing ratio (1:X)
GEF TRUST FUND			
National projects	7	13.0	6.8
Regional projects	8	47.6	3.4
GEF-MANAGED TRUST FUNDS			
LDCF projects	0	0.0	..
SCCF projects	1	2.9	8.2

Distribution by Focal Area

National

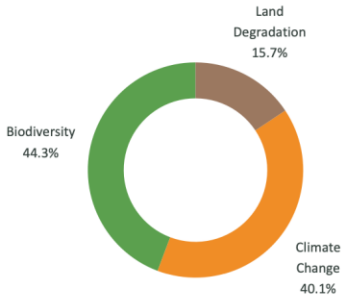

Regional

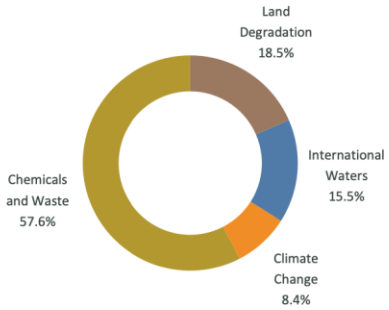

Distribution by Agency

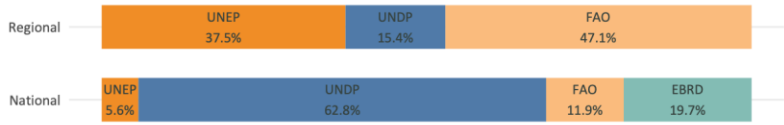

Progress

	Key indicators		Projects rated Moderately Satisfactory or above	
	Disbursement rate (%)	Average age (year)	Implementation progress (%)	Development outcomes (%)
National projects	36	6	67	100
Regional projects	24	4	67	67

COUNTRY FACTSHEET

TANZANIA

Up to date as of January 19, 2023

Country Focal Points

Operational Focal Point	Political Focal Point
Dr. Andrew Komba	**Ms. Mary Maganga**
Director of Environment	Permanent Secretary
Vice President's Office	Vice President's Office

GEF-8 Allocations and Commitments

Tanzania has utilized 0 percent of its STAR resources and has **$33.6 million available for use** out of its $33.6 million allocation. This utilization rate is lower than the average of GEF countries standing at 1.1 percent.

Utilization of STAR resources

Each dot represents the share of allocated STAR resources utilized by country.

Utilization of resources in $m by focal area.

Additional GEF resources

The following presents commitments made under additional focal areas, set asides and GEF-managed trust funds. Financing amounts represent the full project financing.

Type ($m)	Resources
Chemicals and Waste	..
International Waters	..
Impact Program Incentive	..
Enabling Activity	..

Type ($m)	Approved	Allocation
Least Developed Countries Fund (LDCF)	..	20
Special Climate Change Fund (SCCF)	..	

GEF-7 Portfolio Progress

Tanzania has disbursed 0 percent or $0 million out of its $30.3 million active GEF-7 commitments in national projects.

Distribution of GEF-7 projects by status

Portfolio of Ongoing Projects

Portfolio of projects across GEF-managed Trust Funds

	Number	GEF financing ($m)	Co-financing ratio (1:X)
GEF TRUST FUND			
National projects	12	61.3	7.9
Regional projects	25	302.5	4.2
GEF-MANAGED TRUST FUNDS			
LDCF projects	2	12.0	5.8
SCCF projects	0	0.0	..

Distribution by Focal Area

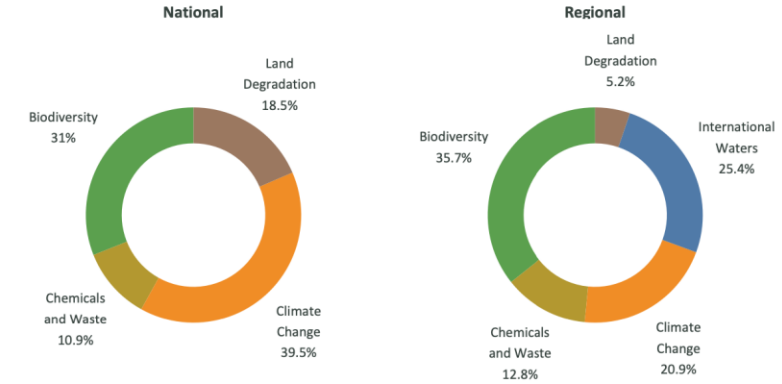

Distribution by Agency

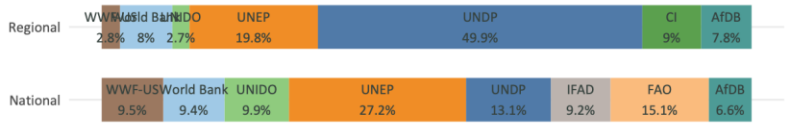

Progress

	Key indicators		Projects rated Moderately Satisfactory or above	
	Disbursement rate (%)	Average age (year)	Implementation progress (%)	Development outcomes (%)
National projects	33	3	100	100
Regional projects	24	6	80	82

COUNTRY FACTSHEET

THAILAND

Up to date as of December 02, 2022

Country Focal Points

Operational Focal Point	Political Focal Point
Mr. Jatuporn Buruspat	**Mr. Nadhavathna Krishnamra**
Permanent Secretary	Director-General
Ministry of Natural Resources and Environment	Department of International Organization, Ministry of Foreign Affairs

GEF-8 Allocations and Commitments

Thailand has utilized 0 percent of its STAR resources and has **$19.1 million available for use** out of its $19.1 million allocation. This utilization rate is lower than the average of GEF countries standing at 0.8 percent.

Utilization of STAR resources

Each dot represents the share of allocated STAR resources utilized by country.

Utilization of resources in $m by focal area.

Additional GEF resources

The following presents commitments made under additional focal areas, set asides and GEF-managed trust funds. Financing amounts represent the full project financing.

Type ($m)	Resources
Chemicals and Waste	..
International Waters	..
Impact Program Incentive	..
Enabling Activity	..

Type ($m)	Approved	Allocation
Least Developed Countries Fund (LDCF)	..	..
Special Climate Change Fund (SCCF)	..	

GEF-7 Portfolio Progress

Thailand has disbursed 2.7 percent or $0.6 million out of its $20.7 million active GEF-7 commitments in national projects.

Distribution of GEF-7 projects by status

Portfolio of Ongoing Projects

Portfolio of projects across GEF-managed Trust Funds

	Number	GEF financing ($m)	Co-financing ratio (1:X)
GEF TRUST FUND			
National projects	15	44.5	8.4
Regional projects	11	115.7	3.5
GEF-MANAGED TRUST FUNDS			
LDCF projects	0	0.0	..
SCCF projects	0	0.0	..

Distribution by Focal Area

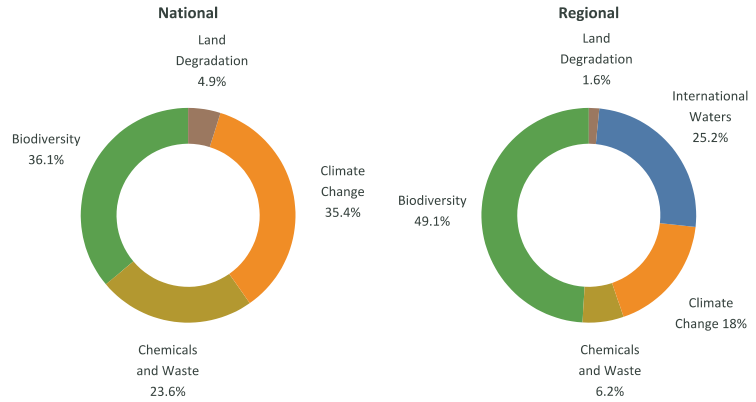

Distribution by Agency

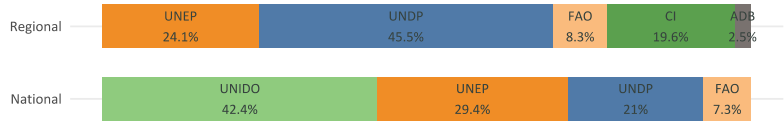

Progress

	Key indicators		Projects rated Moderately Satisfactory or above	
	Disbursement rate (%)	Average age (year)	Implementation progress (%)	Development outcomes (%)
National projects	25	5	100	100
Regional projects	13	6	100	75

COUNTRY FACTSHEET

TIMOR LESTE

Up to date as of December 02, 2022

Country Focal Points

	Operational Focal Point	Political Focal Point
	Mr. Joao Carlos Soares	**Mr. Numinando Soares Martins**
	Director	State Secretary
	Secretariat of State for Environment	State Secretariat for the Environment

GEF-8 Allocations and Commitments

Timor Leste has utilized 0 percent of its STAR resources and has **$9.6 million available for use** out of its $9.6 million allocation. This utilization rate is lower than the average of GEF countries standing at 0.8 percent.

Utilization of STAR resources

Each dot represents the share of allocated STAR resources utilized by country.

Utilization of resources in $m by focal area.

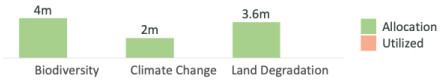

Additional GEF resources

The following presents commitments made under additional focal areas, set asides and GEF-managed trust funds. Financing amounts represent the full project financing.

Type ($m)	Resources
Chemicals and Waste	..
International Waters	..
Impact Program Incentive	..
Enabling Activity	1.7

Type ($m)	Approved	Allocation
Least Developed Countries Fund (LDCF)	..	20
Special Climate Change Fund (SCCF)	..	

GEF-7 Portfolio Progress

Timor Leste has disbursed 0 percent or $0 million out of its $4.4 million active GEF-7 commitments in national projects.

Distribution of GEF-7 projects by status

Portfolio of Ongoing Projects

Portfolio of projects across GEF-managed Trust Funds

	Number	GEF financing ($m)	Co-financing ratio (1:X)
GEF TRUST FUND			
National projects	3	6.1	2.9
Regional projects	6	99.2	1.7
GEF-MANAGED TRUST FUNDS			
LDCF projects	3	16.6	12.1
SCCF projects	0	0.0	..

Distribution by Focal Area

National

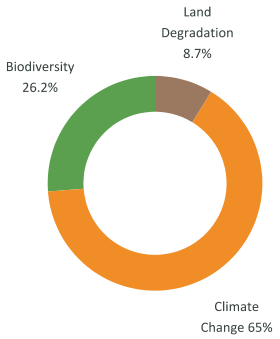

Regional

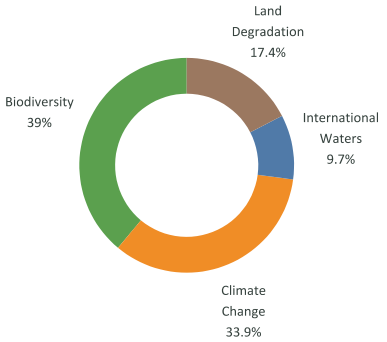

Distribution by Agency

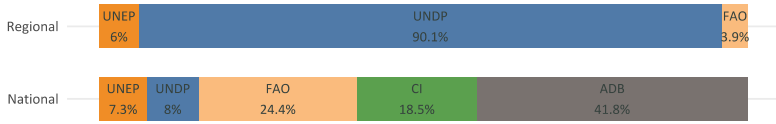

Progress

	Key indicators		Projects rated Moderately Satisfactory or above	
	Disbursement rate (%)	Average age (year)	Implementation progress (%)	Development outcomes (%)
National projects	35	5	80	80
Regional projects	15	7	75	100

COUNTRY FACTSHEET

TOGO

Up to date as of January 19, 2023

Country Focal Points

	Operational Focal Point	Political Focal Point
	Mr. Comlan Awougnon	..
	Directeur des Affaires Administratives et Financiers	..
	Ministere de l"Environnement et des Ressources Forestieres	..

GEF-8 Allocations and Commitments

Togo has utilized 0 percent of its STAR resources and has **$11.5 million available for use** out of its $11.5 million allocation. This utilization rate is lower than the average of GEF countries standing at 1.1 percent.

Utilization of STAR resources

Each dot represents the share of allocated STAR resources utilized by country.

Utilization of resources in $m by focal area.

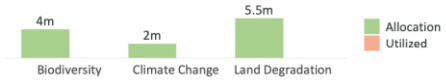

Additional GEF resources

The following presents commitments made under additional focal areas, set asides and GEF-managed trust funds. Financing amounts represent the full project financing.

Type ($m)	Resources
Chemicals and Waste	..
International Waters	..
Impact Program Incentive	..
Enabling Activity	..

Type ($m)	Approved	Allocation
Least Developed Countries Fund (LDCF)	..	20
Special Climate Change Fund (SCCF)	..	

GEF-7 Portfolio Progress

Togo has disbursed 1.9 percent or $0.3 million out of its $15.3 million active GEF-7 commitments in national projects.

Distribution of GEF-7 projects by status

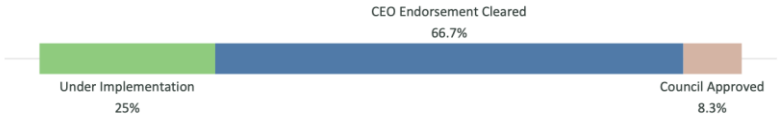

Portfolio of Ongoing Projects

Portfolio of projects across GEF-managed Trust Funds

	Number	GEF financing ($m)	Co-financing ratio (1:X)
GEF TRUST FUND			
National projects	5	9.8	3.4
Regional projects	13	200.1	3.8
GEF-MANAGED TRUST FUNDS			
LDCF projects	2	17.9	7.3
SCCF projects	0	0.0	..

Distribution by Focal Area

National

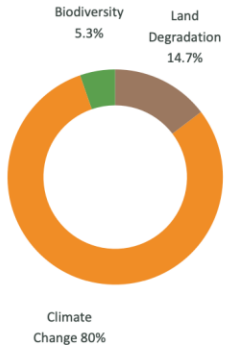

Regional

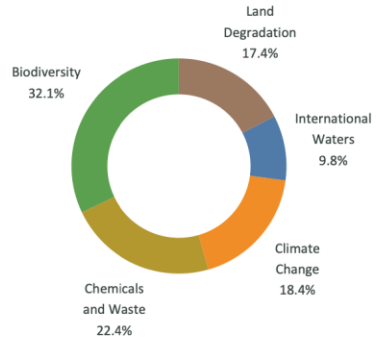

Distribution by Agency

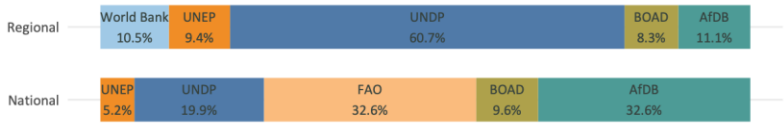

Progress

	Key indicators		Projects rated Moderately Satisfactory or above	
	Disbursement rate (%)	Average age (year)	Implementation progress (%)	Development outcomes (%)
National projects	17	3	100	67
Regional projects	8	5	100	100

COUNTRY FACTSHEET

TONGA

Up to date as of December 02, 2022

Country Focal Points

Operational Focal Point	Political Focal Point
Mr. Paula MA'U	**Hon. Mr. Poasi Mataele Tei**
Chief Environment Officer	Minister
Ministry of Meteorology, Energy, Information, Disaster Management, Environment, Climate Change and Communications	Ministry of Meteorology, Energy, Information, Disaster Management, Environment, Climate Change and Communications

GEF-8 Allocations and Commitments

Tonga has utilized 0 percent of its STAR resources and has **$8 million available for use** out of its $8 million allocation. This utilization rate is lower than the average of GEF countries standing at 0.8 percent.

Utilization of STAR resources

Each dot represents the share of allocated STAR resources utilized by country.

Utilization of resources in $m by focal area.

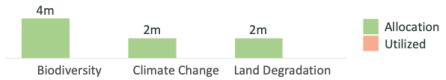

Additional GEF resources

The following presents commitments made under additional focal areas, set asides and GEF-managed trust funds. Financing amounts represent the full project financing.

Type ($m)	Resources
Chemicals and Waste	..
International Waters	..
Impact Program Incentive	..
Enabling Activity	..

Type ($m)	Approved	Allocation
Least Developed Countries Fund (LDCF)	..	..
Special Climate Change Fund (SCCF)	..	

GEF-7 Portfolio Progress

Tonga has disbursed 0 percent or $0 million out of its $0.5 million active GEF-7 commitments in national projects.

Distribution of GEF-7 projects by status

Portfolio of Ongoing Projects

Portfolio of projects across GEF-managed Trust Funds

	Number	GEF financing ($m)	Co-financing ratio (1:X)
GEF TRUST FUND			
National projects	3	5.5	5.9
Regional projects	11	153.9	1.6
GEF-MANAGED TRUST FUNDS			
LDCF projects	0	0.0	..
SCCF projects	1	5.5	7.3

Distribution by Focal Area

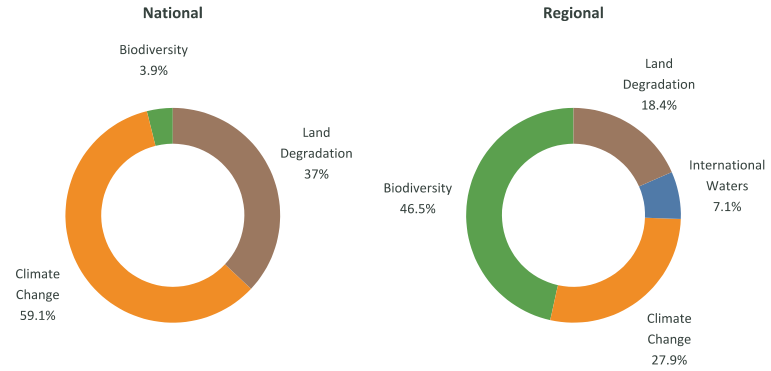

Distribution by Agency

Progress

	Key indicators		Projects rated Moderately Satisfactory or above	
	Disbursement rate (%)	Average age (year)	Implementation progress (%)	Development outcomes (%)
National projects	99	6	100	100
Regional projects	10	6	100	100

COUNTRY FACTSHEET

TRINIDAD AND TOBAGO

Up to date as of January 19, 2023

Country Focal Points

Operational Focal Point	Political Focal Point
Mr. Hayden ROMANO	**Ms. Joanne DEORAJ**
Managing Director	..
Environmental Management Authority	Ministry of Planning and Development

GEF-8 Allocations and Commitments

Trinidad and Tobago has utilized 0 percent of its STAR resources and has **$8.5 million available for use** out of its $8.5 million allocation. This utilization rate is lower than the average of GEF countries standing at 1.1 percent.

Utilization of STAR resources

Each dot represents the share of allocated STAR resources utilized by country.

Utilization of resources in $m by focal area.

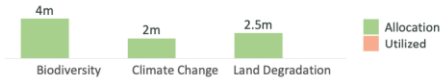

Additional GEF resources

The following presents commitments made under additional focal areas, set asides and GEF-managed trust funds. Financing amounts represent the full project financing.

Type ($m)	Resources
Chemicals and Waste	..
International Waters	..
Impact Program Incentive	..
Enabling Activity	..

Type ($m)	Approved	Allocation
Least Developed Countries Fund (LDCF)	..	..
Special Climate Change Fund (SCCF)	..	

GEF-7 Portfolio Progress

Trinidad and Tobago has disbursed 0 percent or $0 million out of its $4.8 million active GEF-7 commitments in national projects.

Distribution of GEF-7 projects by status

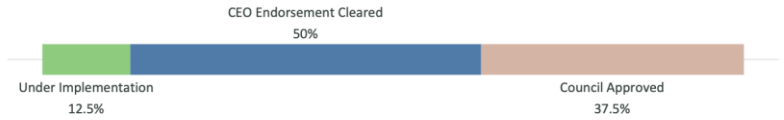

Portfolio of Ongoing Projects

Portfolio of projects across GEF-managed Trust Funds

	Number	GEF financing ($m)	Co-financing ratio (1:X)
GEF TRUST FUND			
National projects	4	10.9	3.7
Regional projects	11	165.9	3.4
GEF-MANAGED TRUST FUNDS			
LDCF projects	0	0.0	..
SCCF projects	0	0.0	..

Distribution by Focal Area

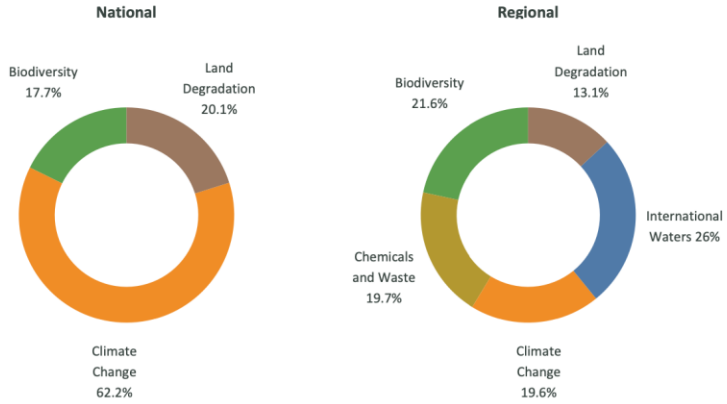

Distribution by Agency



Progress

	Key indicators		Projects rated Moderately Satisfactory or above	
	Disbursement rate (%)	Average age (year)	Implementation progress (%)	Development outcomes (%)
National projects	5	2	100	100
Regional projects	17	5	100	100

COUNTRY FACTSHEET

TUNISIA

Up to date as of January 19, 2023

Country Focal Points

Operational Focal Point	Political Focal Point
Mrs. Sabria Bnouni Ben Ammar	**Mr. Mohamed Maher Meddeb**
Director General for External Relations	Counselor of Foreign Affairs
Ministry of Local Affairs and Environment	Ministry of Foreign Affairs, Migration and Tunisians Abroad

GEF-8 Allocations and Commitments

Tunisia has utilized 0 percent of its STAR resources and has **$8.7 million available for use** out of its $8.7 million allocation. This utilization rate is lower than the average of GEF countries standing at 1.1 percent.

Utilization of STAR resources

Each dot represents the share of allocated STAR resources utilized by country.

Utilization of resources in $m by focal area.

Additional GEF resources

The following presents commitments made under additional focal areas, set asides and GEF-managed trust funds. Financing amounts represent the full project financing.

Type ($m)	Resources
Chemicals and Waste	..
International Waters	..
Impact Program Incentive	..
Enabling Activity	..

Type ($m)	Approved	Allocation
Least Developed Countries Fund (LDCF)	..	..
Special Climate Change Fund (SCCF)	..	

GEF-7 Portfolio Progress

Tunisia has disbursed 1 percent or $0.1 million out of its $6.3 million active GEF-7 commitments in national projects.

Distribution of GEF-7 projects by status

Portfolio of Ongoing Projects

Portfolio of projects across GEF-managed Trust Funds

	Number	GEF financing ($m)	Co-financing ratio (1:X)
GEF TRUST FUND			
National projects	6	10.9	17.2
Regional projects	20	212.6	6.8
GEF-MANAGED TRUST FUNDS			
LDCF projects	0	0.0	..
SCCF projects	1	1.0	4.9

Distribution by Focal Area

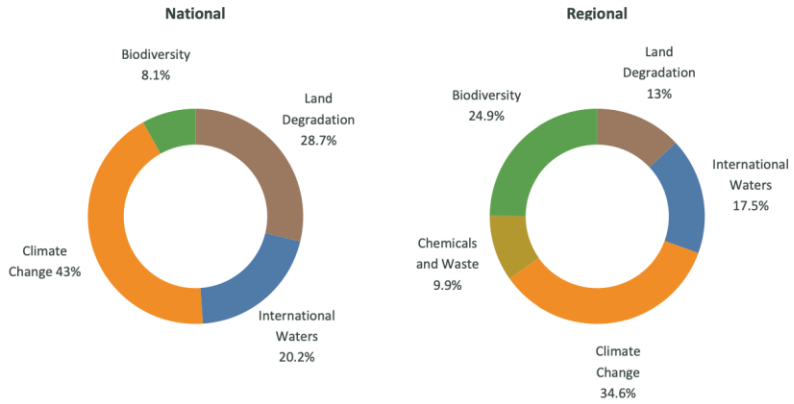

Distribution by Agency

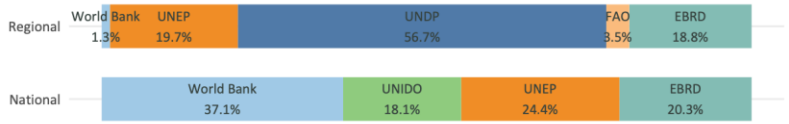

Progress

	Key indicators		Projects rated Moderately Satisfactory or above	
	Disbursement rate (%)	Average age (year)	Implementation progress (%)	Development outcomes (%)
National projects	8	4	50	100
Regional projects	5	5	89	78

COUNTRY FACTSHEET

TÜRKIYE

Up to date as of January 19, 2023

Country Focal Points

Operational Focal Point	Political Focal Point
Mr. Ebubekir Gizligider	**Mr. Mehmet Alper Batur**
Deputy Minister	Director General of Foreign Economic Relations
Ministry of Agriculture and Forestry	Republic of Türkiye Ministry of Treasury and Finance

GEF-8 Allocations and Commitments

Türkiye has utilized 0 percent of its STAR resources and has **$14.5 million available for use** out of its $14.5 million allocation. This utilization rate is lower than the average of GEF countries standing at 1.1 percent.

Utilization of STAR resources

Each dot represents the share of allocated STAR resources utilized by country.

Utilization of resources in $m by focal area.

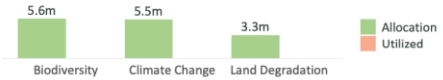

Additional GEF resources

The following presents commitments made under additional focal areas, set asides and GEF-managed trust funds. Financing amounts represent the full project financing.

Type ($m)	Resources
Chemicals and Waste	..
International Waters	..
Impact Program Incentive	..
Enabling Activity	..

Type ($m)	Approved	Allocation
Least Developed Countries Fund (LDCF)	..	..
Special Climate Change Fund (SCCF)	..	

GEF-7 Portfolio Progress

Türkiye has disbursed 10.6 percent or $1.6 million out of its $15.3 million active GEF-7 commitments in national projects.

Distribution of GEF-7 projects by status

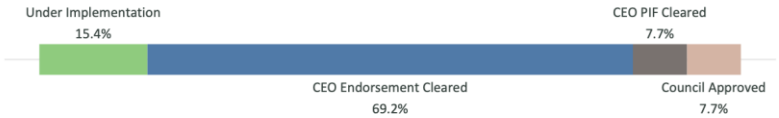

Portfolio of Ongoing Projects

Portfolio of projects across GEF-managed Trust Funds

	Number	GEF financing ($m)	Co-financing ratio (1:X)
GEF TRUST FUND			
National projects	15	43.9	15.6
Regional projects	17	205.4	4.6
GEF-MANAGED TRUST FUNDS			
LDCF projects	0	0.0	..
SCCF projects	0	0.0	..

Distribution by Focal Area

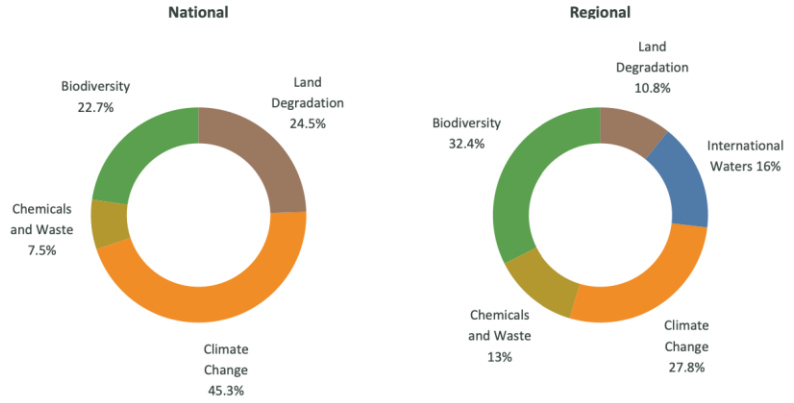

Distribution by Agency

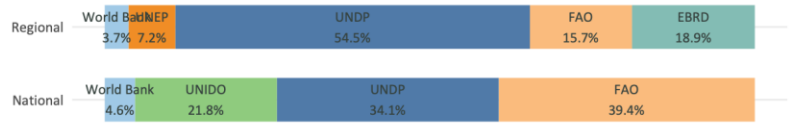

Progress

	Key indicators		Projects rated Moderately Satisfactory or above	
	Disbursement rate (%)	Average age (year)	Implementation progress (%)	Development outcomes (%)
National projects	46	4	88	70
Regional projects	5	5	75	75

COUNTRY FACTSHEET

TURKMENISTAN

Up to date as of January 19, 2023

Country Focal Points

Operational Focal Point	Political Focal Point
Mr. Berdi Berdiyev	**Mr. Allanur Altyyev**
Head of the Department of International Relations and Planning	Minister
State Committee on Environment Protection and Land Resources of Turkmenistan	Ministry of Agriculture and Environment Protection

GEF-8 Allocations and Commitments

Turkmenistan has utilized 0 percent of its STAR resources and has **$9.5 million available for use** out of its $9.5 million allocation. This utilization rate is lower than the average of GEF countries standing at 1.1 percent.

Utilization of STAR resources

Each dot represents the share of allocated STAR resources utilized by country.

Utilization of resources in $m by focal area.

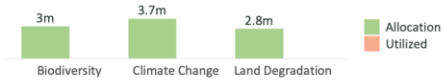

Additional GEF resources

The following presents commitments made under additional focal areas, set asides and GEF-managed trust funds. Financing amounts represent the full project financing.

Type ($m)	Resources
Chemicals and Waste	..
International Waters	..
Impact Program Incentive	..
Enabling Activity	..

Type ($m)	Approved	Allocation
Least Developed Countries Fund (LDCF)	..	..
Special Climate Change Fund (SCCF)	..	

GEF-7 Portfolio Progress

Turkmenistan has disbursed 0 percent or $0 million out of its $4.6 million active GEF-7 commitments in national projects.

Distribution of GEF-7 projects by status

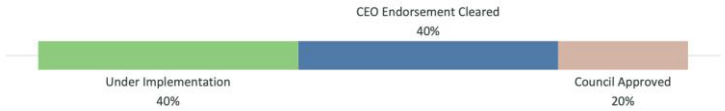

Portfolio of Ongoing Projects

Portfolio of projects across GEF-managed Trust Funds

	Number	GEF financing ($m)	Co-financing ratio (1:X)
GEF TRUST FUND			
National projects	2	10.6	10.8
Regional projects	7	38.3	2.5
GEF-MANAGED TRUST FUNDS			
LDCF projects	0	0.0	..
SCCF projects	0	0.0	..

Distribution by Focal Area

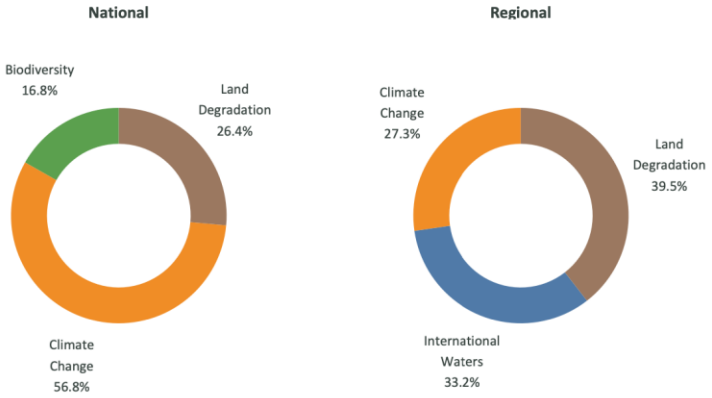

Distribution by Agency

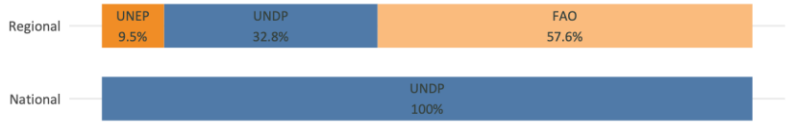

Progress

	Key indicators		Projects rated Moderately Satisfactory or above	
	Disbursement rate (%)	Average age (year)	Implementation progress (%)	Development outcomes (%)
National projects	31	3	100	100
Regional projects	35	5	100	100

COUNTRY FACTSHEET

TUVALU

Up to date as of December 02, 2022

Country Focal Points

Operational Focal Point	Political Focal Point
Mrs. Tilia Tima	**Mr. Sumeo Silu**
Director of Environment (AG)	Deputy Secretary
Department of Environment	Ministry of Public Works, Infrastructure, Environment, Labour, Meteorology and Disaster (MPWIELMD)

GEF-8 Allocations and Commitments

Tuvalu has utilized 0 percent of its STAR resources and has **$8 million available for use** out of its $8 million allocation. This utilization rate is lower than the average of GEF countries standing at 0.8 percent.

Utilization of STAR resources

Each dot represents the share of allocated STAR resources utilized by country.

Utilization of resources in $m by focal area.

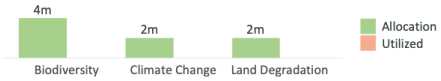

Additional GEF resources

The following presents commitments made under additional focal areas, set asides and GEF-managed trust funds. Financing amounts represent the full project financing.

Type ($m)	Resources
Chemicals and Waste	..
International Waters	..
Impact Program Incentive	..
Enabling Activity	..

Type ($m)	Approved	Allocation
Least Developed Countries Fund (LDCF)	..	..
Special Climate Change Fund (SCCF)	..	

GEF-7 Portfolio Progress

Tuvalu has disbursed 0 percent or $0 million out of its $7.4 million active GEF-7 commitments in national projects.

Distribution of GEF-7 projects by status

Portfolio of Ongoing Projects

Portfolio of projects across GEF-managed Trust Funds

	Number	GEF financing ($m)	Co-financing ratio (1:X)
GEF TRUST FUND			
National projects	3	5.4	4.2
Regional projects	12	65.5	2.6
GEF-MANAGED TRUST FUNDS			
LDCF projects	3	22.9	3.6
SCCF projects	0	0.0	..

Distribution by Focal Area

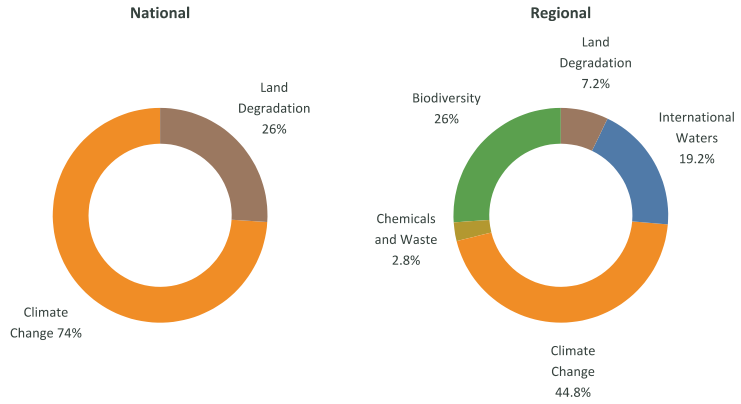

Distribution by Agency

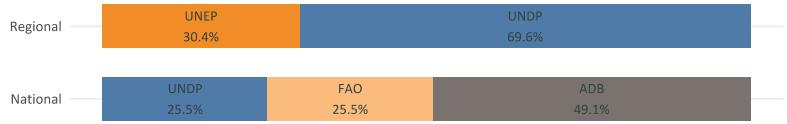

Progress

	Key indicators		Projects rated Moderately Satisfactory or above	
	Disbursement rate (%)	Average age (year)	Implementation progress (%)	Development outcomes (%)
National projects	16	3	50	50
Regional projects	19	5	80	83

COUNTRY FACTSHEET

UGANDA

Up to date as of January 19, 2023

Country Focal Points

	Operational Focal Point	Political Focal Point
	Mr. Patrick Ocailap	**Mr. Patrick Ocailap**
	Acting Deputy Secretary to the Treasury	Acting Deputy Secretary to the Treasury
	Ministry of Finance, Planning and Economic Development	Ministry of Finance, Planning and Economic Development

GEF-8 Allocations and Commitments

Uganda has utilized 0 percent of its STAR resources and has **$11.5 million available for use** out of its $11.5 million allocation. This utilization rate is lower than the average of GEF countries standing at 1.1 percent.

Utilization of STAR resources

Each dot represents the share of allocated STAR resources utilized by country.

Utilization of resources in $m by focal area.

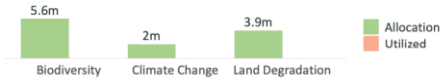

Additional GEF resources

The following presents commitments made under additional focal areas, set asides and GEF-managed trust funds. Financing amounts represent the full project financing.

Type ($m)	Resources
Chemicals and Waste	2.5
International Waters	..
Impact Program Incentive	..
Enabling Activity	..

Type ($m)	Approved	Allocation
Least Developed Countries Fund (LDCF)	..	20
Special Climate Change Fund (SCCF)	..	

GEF-7 Portfolio Progress

Uganda has disbursed 0 percent or $0 million out of its $23.9 million active GEF-7 commitments in national projects.

Distribution of GEF-7 projects by status

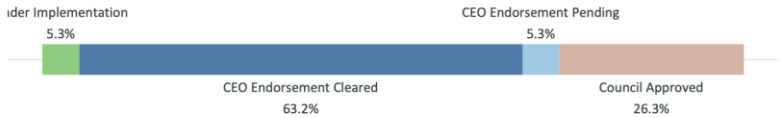

Portfolio of Ongoing Projects

Portfolio of projects across GEF-managed Trust Funds

	Number	GEF financing ($m)	Co-financing ratio (1:X)
GEF TRUST FUND			
National projects	7	35.1	9.8
Regional projects	22	323.2	3.3
GEF-MANAGED TRUST FUNDS			
LDCF projects	6	32.5	5.6
SCCF projects	0	0.0	..

Distribution by Focal Area

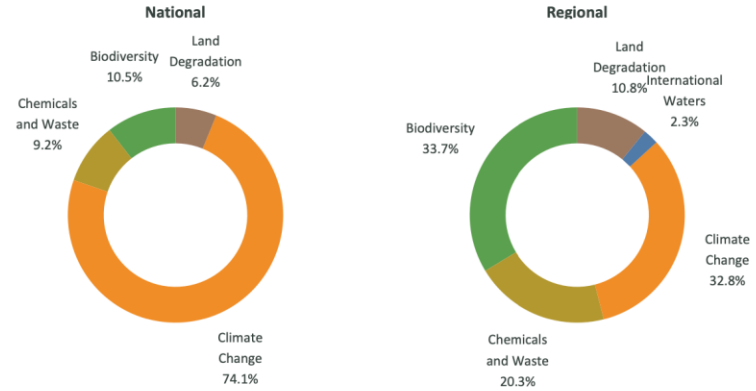

Distribution by Agency

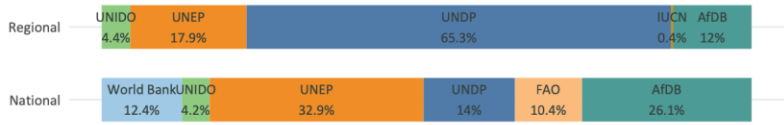

Progress

	Key indicators		Projects rated Moderately Satisfactory or above	
	Disbursement rate (%)	Average age (year)	Implementation progress (%)	Development outcomes (%)
National projects	21	4	50	67
Regional projects	11	5	60	71

COUNTRY FACTSHEET

UKRAINE

Up to date as of January 19, 2023

Country Focal Points

Operational Focal Point	Political Focal Point
Mr. Evgenii Fedorenko	**Mr. Ruslan Strilets**
Deputy Minister	Minister
Ministry of Environmental Protection and Natural Resources of Ukraine	Ministry of Environmental Protection and Natural Resources of Ukraine

GEF-8 Allocations and Commitments

Ukraine has utilized 0 percent of its STAR resources and has **$13.4 million available for use** out of its $13.4 million allocation. This utilization rate is lower than the average of GEF countries standing at 1.1 percent.

Utilization of STAR resources

Each dot represents the share of allocated STAR resources utilized by country.

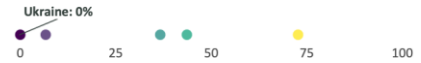

Utilization of resources in $m by focal area.

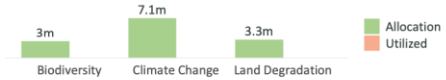

Additional GEF resources

The following presents commitments made under additional focal areas, set asides and GEF-managed trust funds. Financing amounts represent the full project financing.

Type ($m)	Resources
Chemicals and Waste	..
International Waters	..
Impact Program Incentive	..
Enabling Activity	..

Type ($m)	Approved	Allocation
Least Developed Countries Fund (LDCF)	..	..
Special Climate Change Fund (SCCF)	..	

GEF-7 Portfolio Progress

Ukraine has disbursed 4.8 percent or $0.7 million out of its $14.5 million active GEF-7 commitments in national projects.

Distribution of GEF-7 projects by status

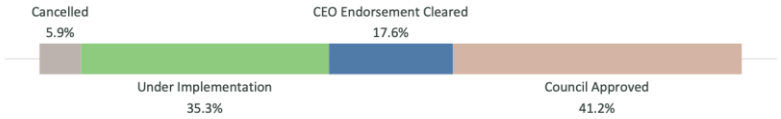

Portfolio of Ongoing Projects

Portfolio of projects across GEF-managed Trust Funds

	Number	GEF financing ($m)	Co-financing ratio (1:X)
GEF TRUST FUND			
National projects	11	45.9	7.5
Regional projects	14	214.7	3.3
GEF-MANAGED TRUST FUNDS			
LDCF projects	0	0.0	..
SCCF projects	0	0.0	..

Distribution by Focal Area

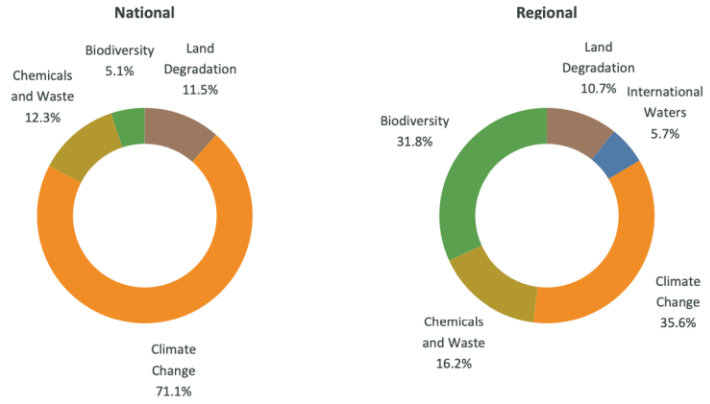

Distribution by Agency

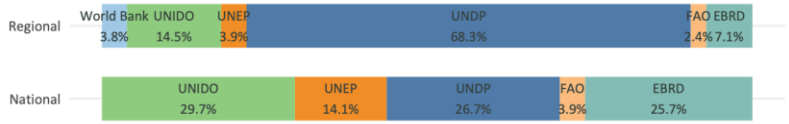

Progress

	Key indicators		Projects rated Moderately Satisfactory or above	
	Disbursement rate (%)	Average age (year)	Implementation progress (%)	Development outcomes (%)
National projects	54	5	71	67
Regional projects	12	5	100	60

COUNTRY FACTSHEET

UNITED ARAB EMIRATES

Up to date as of January 19, 2023

Country Focal Points

	Operational Focal Point	Political Focal Point
	..	..
	..	..
	..	..

GEF-8 Allocations and Commitments

United Arab Emirates has utilized .. percent of its STAR resources and has **$.. million available for use** out of its $.. million allocation. This utilization rate is .. than the average of GEF countries standing at 1.1 percent.

Utilization of STAR resources

Each dot represents the share of allocated STAR resources utilized by country.

Utilization of resources in $m by focal area.

Additional GEF resources

The following presents commitments made under additional focal areas, set asides and GEF-managed trust funds. Financing amounts represent the full project financing.

Type ($m)	Resources
Chemicals and Waste	..
International Waters	..
Impact Program Incentive	..
Enabling Activity	..

Type ($m)	Approved	Allocation
Least Developed Countries Fund (LDCF)	..	..
Special Climate Change Fund (SCCF)	..	

GEF-7 Portfolio Progress

United Arab Emirates has disbursed NaN percent or $0 million out of its $0 million active GEF-7 commitments in national projects.

Distribution of GEF-7 projects by status

Portfolio of Ongoing Projects

Portfolio of projects across GEF-managed Trust Funds

	Number	GEF financing ($m)	Co-financing ratio (1:X)
GEF TRUST FUND			
National projects	0	0.0	..
Regional projects	0	0.0	..
GEF-MANAGED TRUST FUNDS			
LDCF projects	0	0.0	..
SCCF projects	0	0.0	..

Distribution by Focal Area

Distribution by Agency

Progress

	Key indicators		Projects rated Moderately Satisfactory or above	
	Disbursement rate (%)	Average age (year)	Implementation progress (%)	Development outcomes (%)
National projects	..	..	..	..
Regional projects	..	..	..	..

COUNTRY FACTSHEET

URUGUAY

Up to date as of January 19, 2023

Country Focal Points

Operational Focal Point	Political Focal Point
Mr. Adrián Peña	**Mr. Manuel Etchevarren**
Minister	Ministry of Foreign Affairs
Ministry of Environment	Director of Environment

GEF-8 Allocations and Commitments

Uruguay has utilized 0 percent of its STAR resources and has **$5.7 million available for use** out of its $5.7 million allocation. This utilization rate is lower than the average of GEF countries standing at 1.1 percent.

Utilization of STAR resources

Each dot represents the share of allocated STAR resources utilized by country.

Utilization of resources in $m by focal area.

Additional GEF resources

The following presents commitments made under additional focal areas, set asides and GEF-managed trust funds. Financing amounts represent the full project financing.

Type ($m)	Resources
Chemicals and Waste	..
International Waters	..
Impact Program Incentive	..
Enabling Activity	1.7

Type ($m)	Approved	Allocation
Least Developed Countries Fund (LDCF)	..	..
Special Climate Change Fund (SCCF)	..	

GEF-7 Portfolio Progress

Uruguay has disbursed 5.7 percent or $0.3 million out of its $4.8 million active GEF-7 commitments in national projects.

Distribution of GEF-7 projects by status

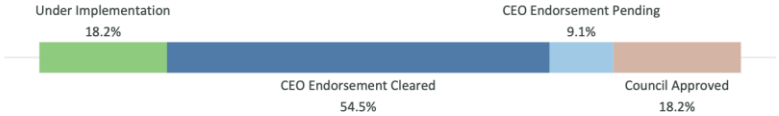

Portfolio of Ongoing Projects

Portfolio of projects across GEF-managed Trust Funds

	Number	GEF financing ($m)	Co-financing ratio (1:X)
GEF TRUST FUND			
National projects	7	10.6	6.3
Regional projects	11	113.7	2.4
GEF-MANAGED TRUST FUNDS			
LDCF projects	0	0.0	..
SCCF projects	0	0.0	..

Distribution by Focal Area

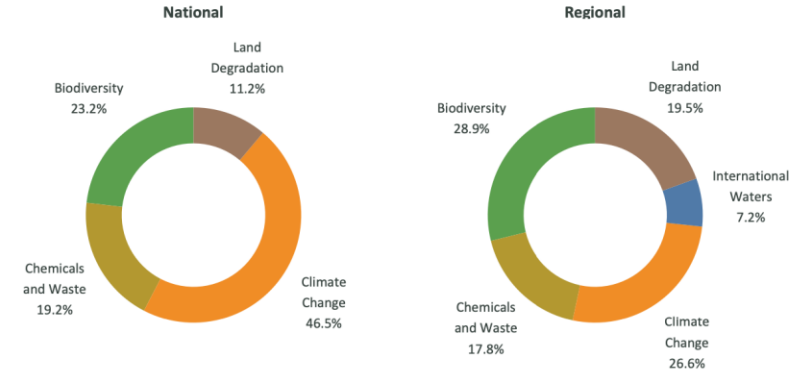

Distribution by Agency

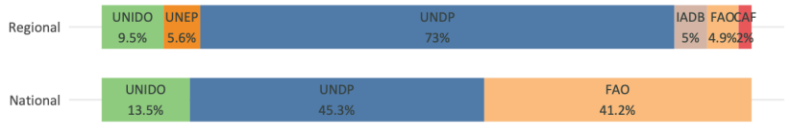

Progress

	Key indicators		Projects rated Moderately Satisfactory or above	
	Disbursement rate (%)	Average age (year)	Implementation progress (%)	Development outcomes (%)
National projects	52	4	100	75
Regional projects	13	4	100	100

COUNTRY FACTSHEET

UZBEKISTAN

Up to date as of January 19, 2023

Country Focal Points

Operational Focal Point	Political Focal Point
Mr. Jakhongir Talipov	**Mr. Oblomuradov Narzullo Naimovich**
Chief Specialist, International Cooperation and Projects Department	Chairman
The State Committee for Ecology and Environmental Protection of the Republic of Uzbekistan	The State Committee for Ecology and Environmental Protection of the Republic of Uzbekistan

GEF-8 Allocations and Commitments

Uzbekistan has utilized 0 percent of its STAR resources and has **$13.2 million available for use** out of its $13.2 million allocation. This utilization rate is lower than the average of GEF countries standing at 1.1 percent.

Utilization of STAR resources

Each dot represents the share of allocated STAR resources utilized by country.

Utilization of resources in $m by focal area.

Additional GEF resources

The following presents commitments made under additional focal areas, set asides and GEF-managed trust funds. Financing amounts represent the full project financing.

Type ($m)	Resources
Chemicals and Waste	..
International Waters	..
Impact Program Incentive	..
Enabling Activity	..

Type ($m)	Approved	Allocation
Least Developed Countries Fund (LDCF)	..	..
Special Climate Change Fund (SCCF)	..	

GEF-7 Portfolio Progress

Uzbekistan has disbursed 0 percent or $0 million out of its $18.2 million active GEF-7 commitments in national projects.

Distribution of GEF-7 projects by status

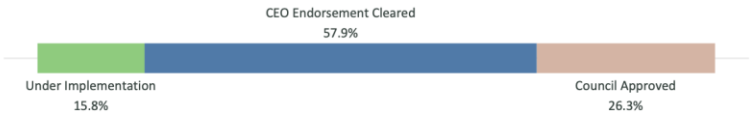

Portfolio of Ongoing Projects

Portfolio of projects across GEF-managed Trust Funds

	Number	GEF financing ($m)	Co-financing ratio (1:X)
GEF TRUST FUND			
National projects	10	36.8	10.4
Regional projects	11	232.4	1.1
GEF-MANAGED TRUST FUNDS			
LDCF projects	0	0.0	..
SCCF projects	0	0.0	..

Distribution by Focal Area

Distribution by Agency



Progress

	Key indicators		Projects rated Moderately Satisfactory or above	
	Disbursement rate (%)	Average age (year)	Implementation progress (%)	Development outcomes (%)
National projects	37	3	80	100
Regional projects	4	6	100	100

COUNTRY FACTSHEET

VANUATU

Up to date as of December 02, 2022

Country Focal Points

Operational Focal Point	Political Focal Point
Ms. Donna Kalfatak	**Mr. Yvon BASIL**
Director	Acting Director General
Department of Environmental Protection and Conservation (DEPC)	Government of the Republic of Vanuatu

GEF-8 Allocations and Commitments

Vanuatu has utilized 0 percent of its STAR resources and has **$9.3 million available for use** out of its $9.3 million allocation. This utilization rate is lower than the average of GEF countries standing at 0.8 percent.

Utilization of STAR resources

Each dot represents the share of allocated STAR resources utilized by country.

Utilization of resources in $m by focal area.

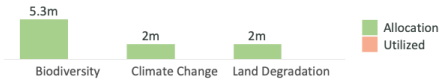

Additional GEF resources

The following presents commitments made under additional focal areas, set asides and GEF-managed trust funds. Financing amounts represent the full project financing.

Type ($m)	Resources
Chemicals and Waste	..
International Waters	..
Impact Program Incentive	..
Enabling Activity	1.7

Type ($m)	Approved	Allocation
Least Developed Countries Fund (LDCF)	..	..
Special Climate Change Fund (SCCF)	..	

GEF-7 Portfolio Progress

Vanuatu has disbursed 0 percent or $0 million out of its $16 million active GEF-7 commitments in national projects.

Distribution of GEF-7 projects by status

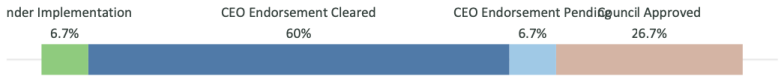

Portfolio of Ongoing Projects

Portfolio of projects across GEF-managed Trust Funds

	Number	GEF financing ($m)	Co-financing ratio (1:X)
GEF TRUST FUND			
National projects	7	12.8	3.4
Regional projects	10	143.8	1.6
GEF-MANAGED TRUST FUNDS			
LDCF projects	2	20.1	3.6
SCCF projects	0	0.0	..

Distribution by Focal Area

National

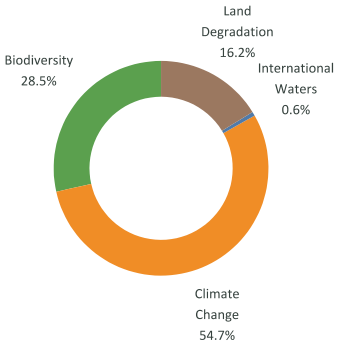

Regional

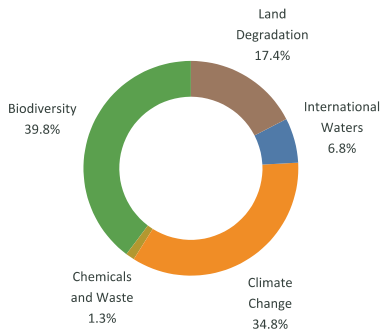

Distribution by Agency



Progress

	Key indicators		Projects rated Moderately Satisfactory or above	
	Disbursement rate (%)	Average age (year)	Implementation progress (%)	Development outcomes (%)
National projects	14	2	67	67
Regional projects	8	6	100	100

COUNTRY FACTSHEET

VENEZUELA

Up to date as of January 19, 2023

Country Focal Points

Operational Focal Point	Political Focal Point
Mr. Miguel Serrano	**Viceministro Ruben Dario Molina**
Director de Integracion y Asuntos Internacionales	Despacho del Viceministro para Temas Multilaterales
Ministerio del Poder Popular para el Ecosocialismo	Ministerio del Poder Popular para Relaciones Exteriores

GEF-8 Allocations and Commitments

Venezuela has utilized 0 percent of its STAR resources and has **$26.5 million available for use** out of its $26.5 million allocation. This utilization rate is lower than the average of GEF countries standing at 1.1 percent.

Utilization of STAR resources

Each dot represents the share of allocated STAR resources utilized by country.

Utilization of resources in $m by focal area.

Additional GEF resources

The following presents commitments made under additional focal areas, set asides and GEF-managed trust funds. Financing amounts represent the full project financing.

Type ($m)	Resources
Chemicals and Waste	..
International Waters	..
Impact Program Incentive	..
Enabling Activity	1.7

Type ($m)	Approved	Allocation
Least Developed Countries Fund (LDCF)	..	..
Special Climate Change Fund (SCCF)	..	

GEF-7 Portfolio Progress

Venezuela has disbursed 0 percent or $0 million out of its $5.3 million active GEF-7 commitments in national projects.

Distribution of GEF-7 projects by status



Portfolio of Ongoing Projects

Portfolio of projects across GEF-managed Trust Funds

	Number	GEF financing ($m)	Co-financing ratio (1:X)
GEF TRUST FUND			
National projects	4	15.4	4.8
Regional projects	10	205.9	2.5
GEF-MANAGED TRUST FUNDS			
LDCF projects	0	0.0	..
SCCF projects	0	0.0	..

Distribution by Focal Area

National

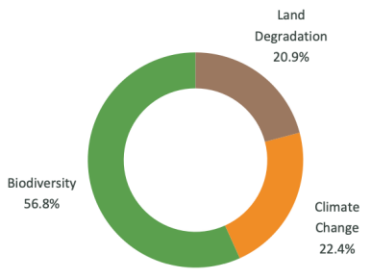

Regional

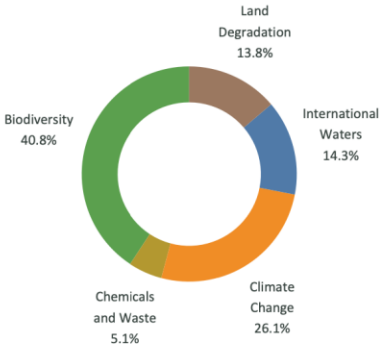

Distribution by Agency

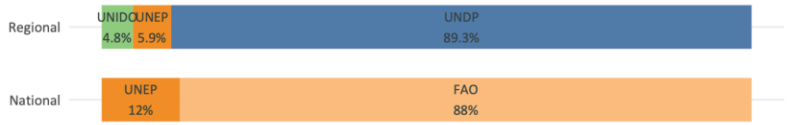

Progress

	Key indicators		Projects rated Moderately Satisfactory or above	
	Disbursement rate (%)	Average age (year)	Implementation progress (%)	Development outcomes (%)
National projects	49	5	50	50
Regional projects	7	5	100	100

COUNTRY FACTSHEET

VIET NAM

Up to date as of December 02, 2022

Country Focal Points

Operational Focal Point	Political Focal Point
Mr. Thuan Duc Nguyen	**Dr. Tran Hong Ha**
Director	Minister
Viet Nam Environment Protection Fund, Ministry of Natural Resources and Environment of Viet Nam	Ministry of Natural Resources and Environment (MONRE)

GEF-8 Allocations and Commitments

Viet Nam has utilized 0 percent of its STAR resources and has **$34.4 million available for use** out of its $34.4 million allocation. This utilization rate is lower than the average of GEF countries standing at 0.8 percent.

Utilization of STAR resources

Each dot represents the share of allocated STAR resources utilized by country.

Utilization of resources in $m by focal area.

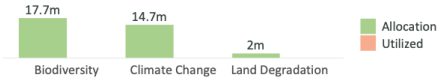

Additional GEF resources

The following presents commitments made under additional focal areas, set asides and GEF-managed trust funds. Financing amounts represent the full project financing.

Type ($m)	Resources
Chemicals and Waste	..
International Waters	..
Impact Program Incentive	..
Enabling Activity	..

Type ($m)	Approved	Allocation
Least Developed Countries Fund (LDCF)	..	..
Special Climate Change Fund (SCCF)	..	

GEF-7 Portfolio Progress

Viet Nam has disbursed 0 percent or $0 million out of its $14.6 million active GEF-7 commitments in national projects.

Distribution of GEF-7 projects by status

Portfolio of Ongoing Projects

Portfolio of projects across GEF-managed Trust Funds

	Number	GEF financing ($m)	Co-financing ratio (1:X)
GEF TRUST FUND			
National projects	9	38.6	18.3
Regional projects	18	219.4	3.0
GEF-MANAGED TRUST FUNDS			
LDCF projects	0	0.0	..
SCCF projects	1	4.6	17.1

Distribution by Focal Area

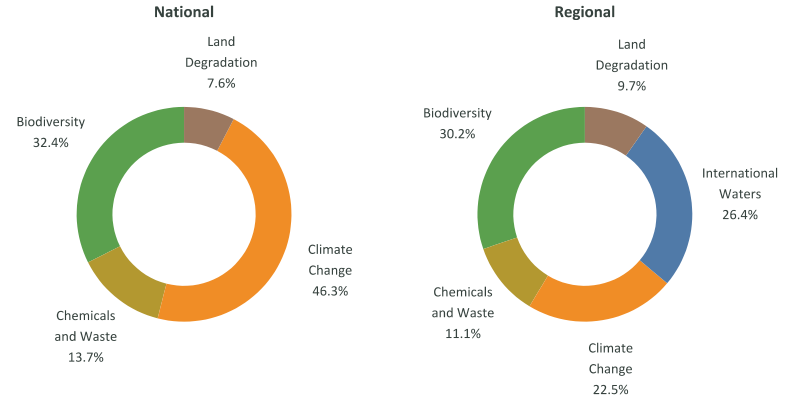

Distribution by Agency

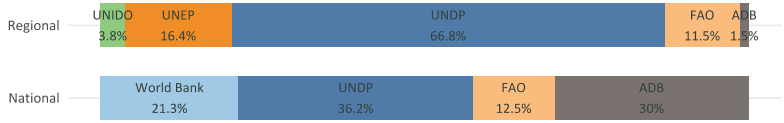

Progress

	Key indicators		Projects rated Moderately Satisfactory or above	
	Disbursement rate (%)	Average age (year)	Implementation progress (%)	Development outcomes (%)
National projects	28	3	80	80
Regional projects	11	6	100	80

COUNTRY FACTSHEET

YEMEN

Up to date as of January 19, 2023

Country Focal Points

Operational Focal Point	Political Focal Point
Mr. Faisal S. Obaid Al-thalabi	**Mr. Taofeq Al-Sharjbe**
Acting EPA Chairman	Acting Minister
Ministry of Water and Environment	Ministry of Water and Environment

GEF-8 Allocations and Commitments

Yemen has utilized 36.6 percent of its STAR resources and has **$8.7 million available for use** out of its $13.7 million allocation. This utilization rate is higher than the average of GEF countries standing at 1.1 percent.

Utilization of STAR resources

Each dot represents the share of allocated STAR resources utilized by country.

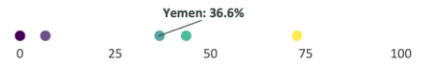

Utilization of resources in $m by focal area.

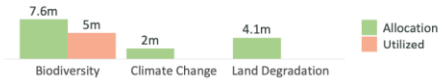

Additional GEF resources

The following presents commitments made under additional focal areas, set asides and GEF-managed trust funds. Financing amounts represent the full project financing.

Type ($m)	Resources
Chemicals and Waste	..
International Waters	..
Impact Program Incentive	..
Enabling Activity	..

Type ($m)	Approved	Allocation
Least Developed Countries Fund (LDCF)	..	20
Special Climate Change Fund (SCCF)	..	

GEF-7 Portfolio Progress

Yemen has disbursed 0 percent or $0 million out of its $16.1 million active GEF-7 commitments in national projects.

Distribution of GEF-7 projects by status

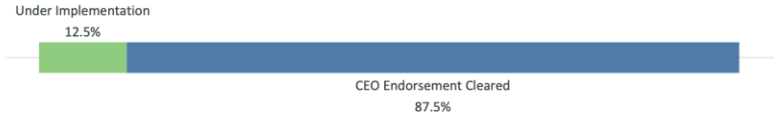

Portfolio of Ongoing Projects

Portfolio of projects across GEF-managed Trust Funds

	Number	GEF financing ($m)	Co-financing ratio (1:X)
GEF TRUST FUND			
National projects	4	5.2	2.9
Regional projects	6	134.8	0.9
GEF-MANAGED TRUST FUNDS			
LDCF projects	1	10.0	1.1
SCCF projects	0	0.0	..

Distribution by Focal Area

Distribution by Agency

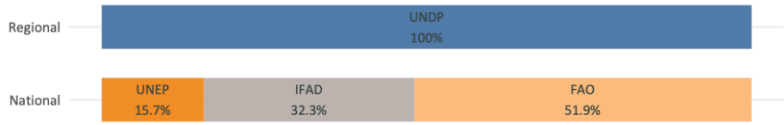

Progress

	Key indicators		Projects rated Moderately Satisfactory or above	
	Disbursement rate (%)	Average age (year)	Implementation progress (%)	Development outcomes (%)
National projects	11	3	100	100
Regional projects	0	5	..	..

COUNTRY FACTSHEET

ZAMBIA

Up to date as of January 19, 2023

Country Focal Points

Operational Focal Point	Political Focal Point
Mr. Godwin Fishani GONDWE	**Mr. Mabvuto Sakala**
Director, Environment Management Department	Permanent Secretary
Ministry of Water Development, Sanitation and Environmental Protection	Ministry of Water Development, Sanitation & Environmental Protection

GEF-8 Allocations and Commitments

Zambia has utilized 0 percent of its STAR resources and has **$17.5 million available for use** out of its $17.5 million allocation. This utilization rate is lower than the average of GEF countries standing at 1.1 percent.

Utilization of STAR resources

Each dot represents the share of allocated STAR resources utilized by country.

Utilization of resources in $m by focal area.

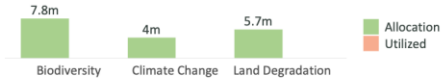

Additional GEF resources

The following presents commitments made under additional focal areas, set asides and GEF-managed trust funds. Financing amounts represent the full project financing.

Type ($m)	Resources
Chemicals and Waste	..
International Waters	..
Impact Program Incentive	..
Enabling Activity	..

Type ($m)	Approved	Allocation
Least Developed Countries Fund (LDCF)	..	20
Special Climate Change Fund (SCCF)	..	

GEF-7 Portfolio Progress

Zambia has disbursed 1.2 percent or $0.2 million out of its $17.2 million active GEF-7 commitments in national projects.

Distribution of GEF-7 projects by status

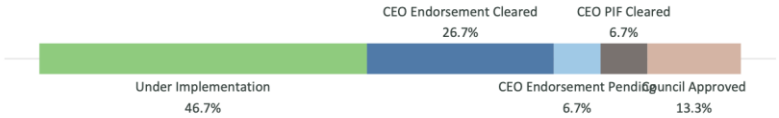

Portfolio of Ongoing Projects

Portfolio of projects across GEF-managed Trust Funds

	Number	GEF financing ($m)	Co-financing ratio (1:X)
GEF TRUST FUND			
National projects	6	32.0	5.6
Regional projects	19	121.4	6.1
GEF-MANAGED TRUST FUNDS			
LDCF projects	2	15.1	3.2
SCCF projects	0	0.0	..

Distribution by Focal Area

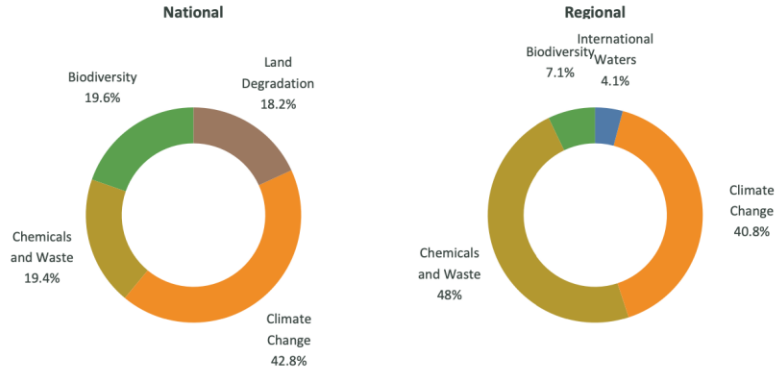

Distribution by Agency



Progress

	Key indicators		Projects rated Moderately Satisfactory or above	
	Disbursement rate (%)	Average age (year)	Implementation progress (%)	Development outcomes (%)
National projects	42	3	100	100
Regional projects	39	6	80	57

COUNTRY FACTSHEET

ZIMBABWE

Up to date as of January 19, 2023

Country Focal Points

	Operational Focal Point	Political Focal Point
	Mr. Tanyaradzwa Mundoga	**Mr. Tanyaradzwa Mundoga**
	..	..
	Ministry of Environment, Water and Climate	Ministry of Environment, Water and Climate

GEF-8 Allocations and Commitments

Zimbabwe has utilized 0 percent of its STAR resources and has **$13.2 million available for use** out of its $13.2 million allocation. This utilization rate is lower than the average of GEF countries standing at 1.1 percent.

Utilization of STAR resources

Each dot represents the share of allocated STAR resources utilized by country.

Utilization of resources in $m by focal area.

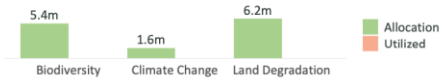

Additional GEF resources

The following presents commitments made under additional focal areas, set asides and GEF-managed trust funds. Financing amounts represent the full project financing.

Type ($m)	Resources
Chemicals and Waste	8.1
International Waters	..
Impact Program Incentive	..
Enabling Activity	1.7

Type ($m)	Approved	Allocation
Least Developed Countries Fund (LDCF)	..	..
Special Climate Change Fund (SCCF)	..	

GEF-7 Portfolio Progress

Zimbabwe has disbursed 0 percent or $0 million out of its $11.6 million active GEF-7 commitments in national projects.

Distribution of GEF-7 projects by status

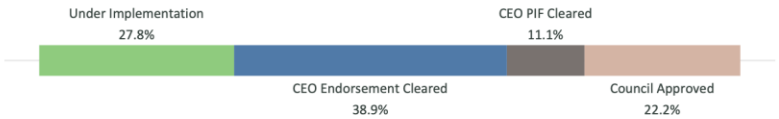

Portfolio of Ongoing Projects

Portfolio of projects across GEF-managed Trust Funds

	Number	GEF financing ($m)	Co-financing ratio (1:X)
GEF TRUST FUND			
National projects	4	21.8	5.0
Regional projects	16	216.7	2.5
GEF-MANAGED TRUST FUNDS			
LDCF projects	0	0.0	..
SCCF projects	0	0.0	..

Distribution by Focal Area

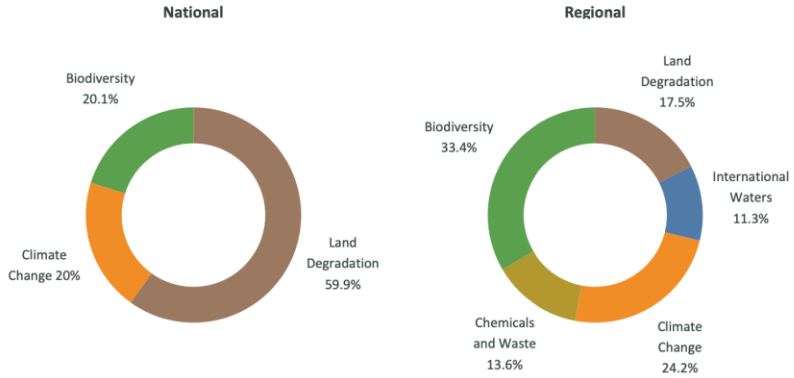

Distribution by Agency

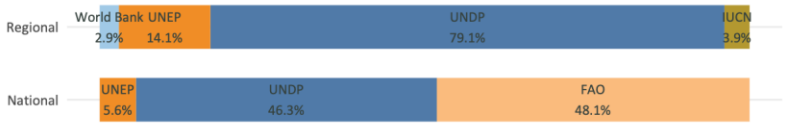

Progress

	Key indicators		Projects rated Moderately Satisfactory or above	
	Disbursement rate (%)	Average age (year)	Implementation progress (%)	Development outcomes (%)
National projects	18	3	100	100
Regional projects	9	4	67	67

LANDING PAGE

Landing page

- **Focal Point landing page** lists all the Focal Point projects in their own country, including **regional and global projects** in which their country is involved.
- It also includes **all the PFDs** regardless of the countries involved.
- **The project list includes links** to access the underlying documents, a roadmap of the project timeline, and other project-related information.

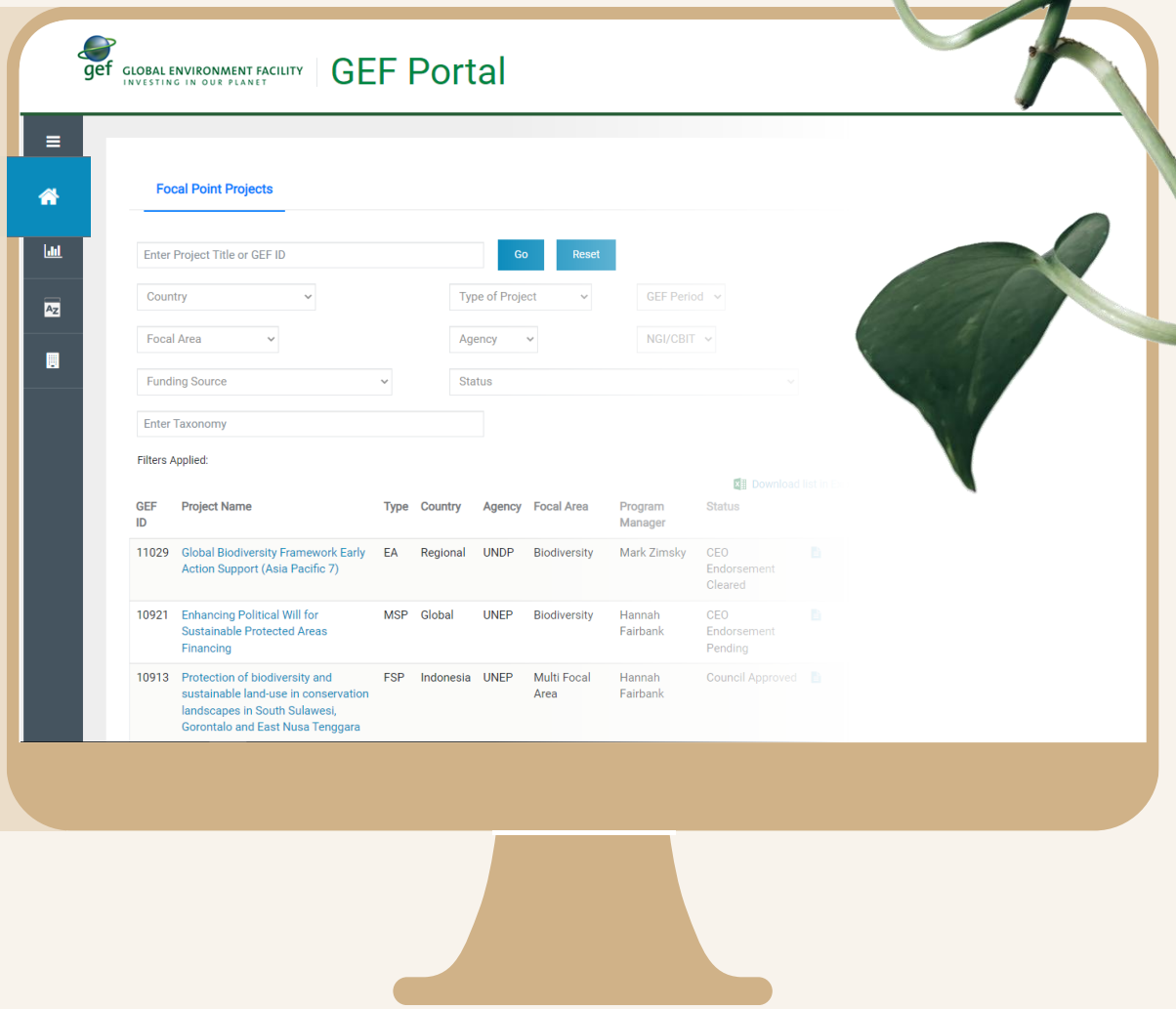

REPORTING PAGE

Reporting page

- This feature is available for both recipient and non-recipient countries.
- It includes data on all projects in GEF-6, GEF-7 and GEF-8, as well as on STAR utilization for GEF-7 and GEF-8.

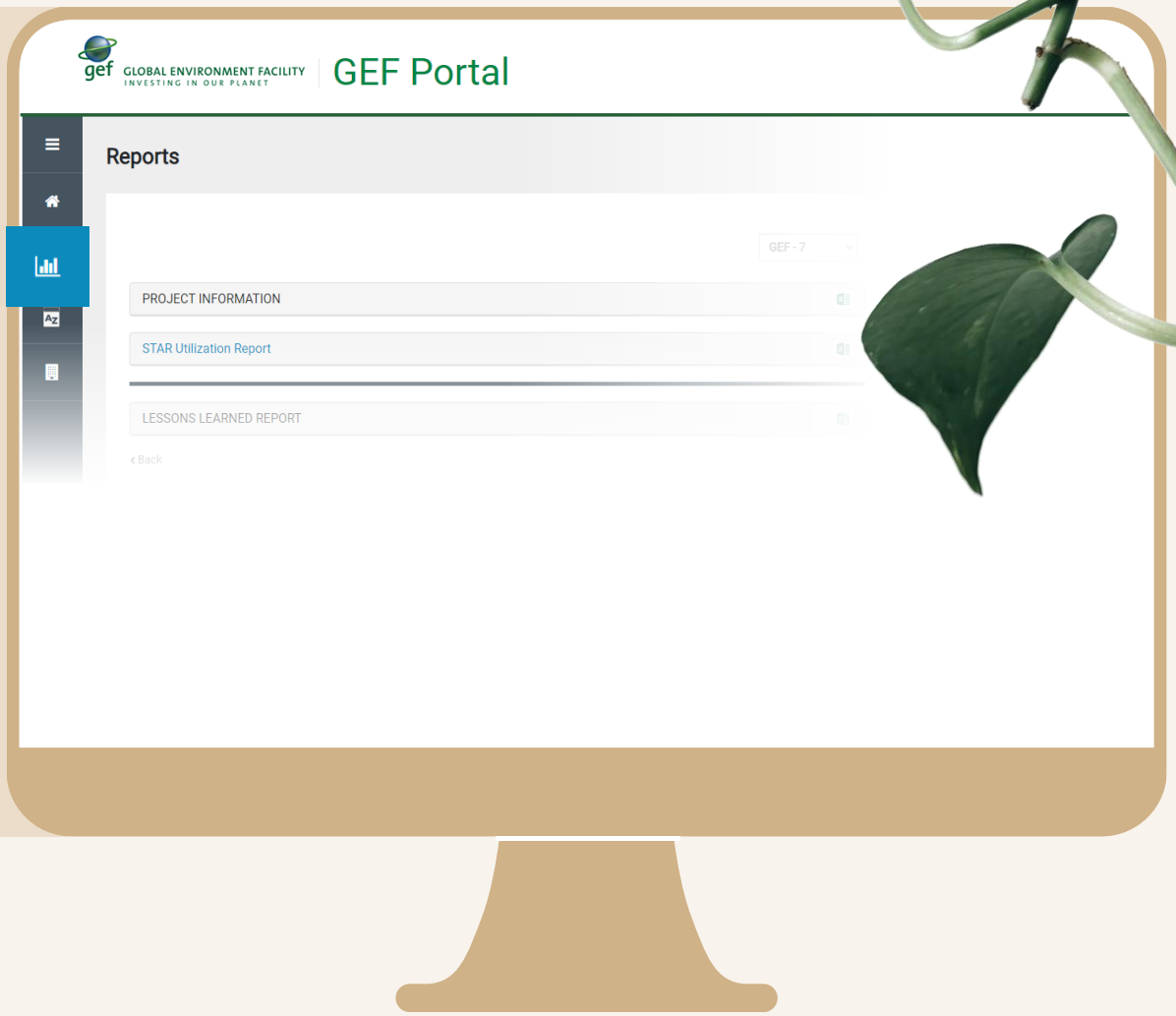

PORTAL

STAR UTILIZATION REPORT

Reporting page

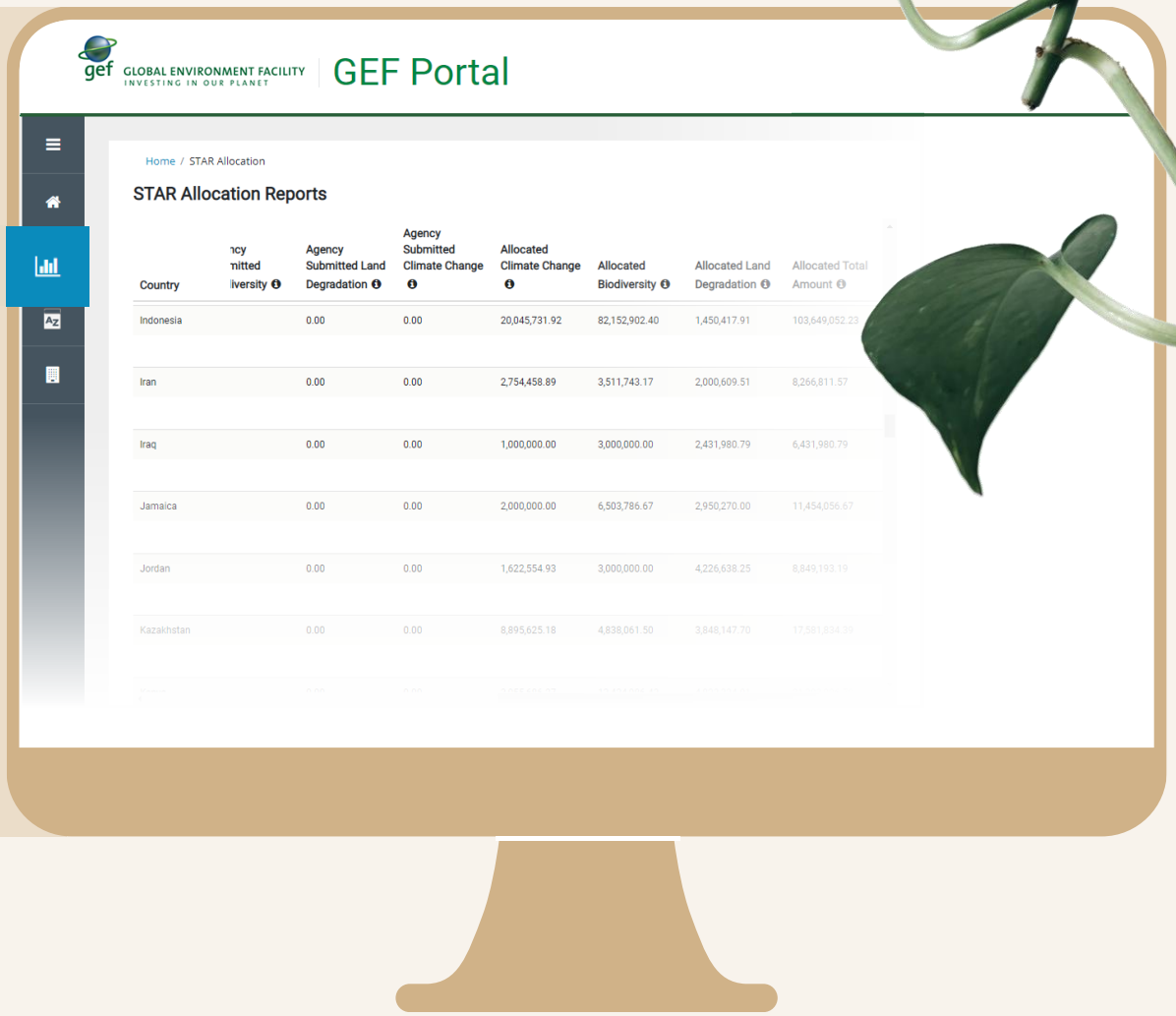

GLOSSARY PAGE

Glossary page

- This page displays a list of terms from the STAR utilization report and its description.

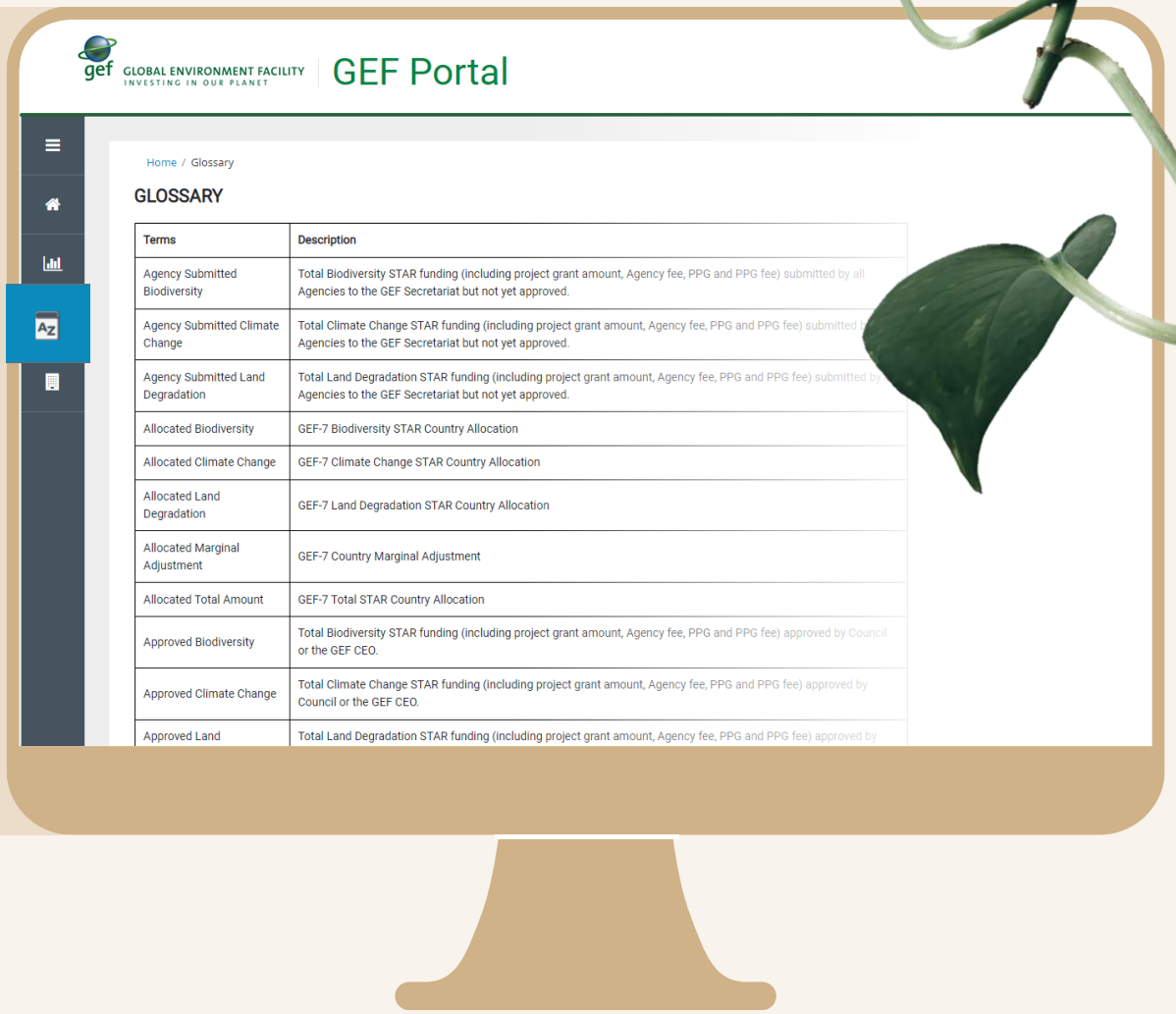

COUNTRY FACTSHEET PAGE

Country factsheet page

- The country factsheet page is ready to be read from the GEF Portal and it can be downloaded or printed directly.

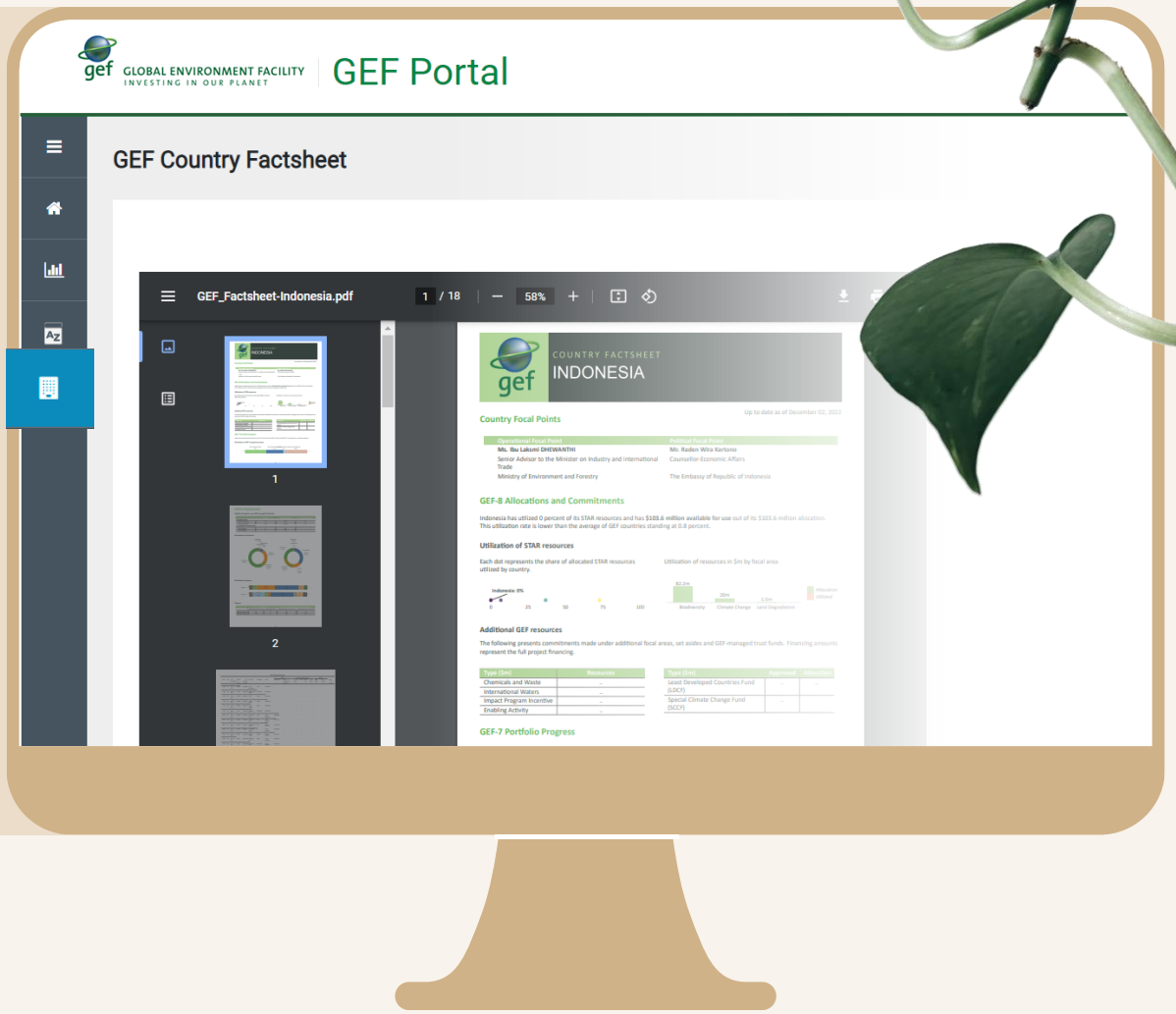

ABOUT THE GEF-8 SCORECARD

The GEF-8 Corporate Scorecard is a comprehensive report on the performance of the Global Environment Facility during the GEF-8 period. In particular, the Scorecard reports on the progress made towards the achievement of the GEF-8 targets. It also looks at how the GEF is utilizing resources made available for its eighth replenishment cycle and making progress in the implementation of key policies. The Scorecard is published twice a year and this issue includes all projects approved from June 2022 up to and including the November 2022 Work Program.

HIGHLIGHTS

This first edition of the GEF-8 Corporate Scorecard provides an account of the utilization of GEF-8 resources, including in terms of generating Global Environmental Benefits and addressing the cross-cutting areas of gender equality, stakeholder engagement, knowledge management, and communications. Addressing commitments made during replenishment negotiations, this Scorecard expands reporting on Rio Markers and deepens analysis by covering private sector financing. It also provides an update on the Country Engagement Strategy implementation.

As the GEF-8 cycle only recently began on 1 July 2022, the November 2022 work program is a positive reflection of the ability of the GEF to facilitate access to finance across its thematic areas. It also indicates that planned investments cover nine out of the ten Core Indicator targets. The indicator on areas of marine habitat under improved practices to benefit biodiversity has already reached 15.1% of its target through two contributing projects.

Countries utilized resources from the three STAR focal areas. This Scorecard tracks GEF investments for the first time along an expanded set of Rio Markers now covering the three focal areas of Biodiversity, Climate Change and Land Degradation. It also provides a progress update specific to Climate Change Adaptation and Mitigation. The Corporate Scorecard will continue to monitor Rio Markers in forthcoming editions across GEF-8 investments.

Catalyzing co-financing from the private sector is instrumental to achieving the expected Global Environmental Benefits set in GEF investments. The Corporate Scorecard presents for the first time the volume of private sector co-financing, standing at $35 million to date.

Early engagement with countries matters more than ever at the onset of this GEF-8 cycle to develop a robust pipeline of investments. Three Regional Workshops organized through the Country Engagement Strategy presented countries with Programming Priorities and Integrated Programs for the next four years. Through the regional workshops, a total of 76 countries have been consulted and briefed on programming directions and operational modalities to help shape country priorities in utilizing GEF-8 resources. A separate workshop targeted specifically Small Island Developing States (SIDS).

Achieving gender equality and engaging with stakeholders is key to enhancing the delivery of Global Environmental Benefits. Investments to date indicate the consideration of gender dimensions at concept design. Agencies also engaged with private sector and civil society organizations, with plans to further engage the private sector during project preparation.

Building on the record GEF-8 replenishment, the GEF continues to increase its media outreach and strategic communications with an emphasis on raising the GEF's profile and elevating a wider network of partners through story-telling, targeted publications, and strengthening its digital presence and participation in global events.

CONTENTS

1. Contribution to the Generation of Global Environmental Benefits 2
2. Programming by Focal Area 5
3. Programming by GEF Agency 6
4. System for Transparent Allocation of Resources 7
5. Co-Financing 8
6. Biodiversity, Climate, and Land Degradation Financing 9
7. Climate Change Adaptation 10
8. Gender Equality 11
9. Stakeholder Engagement 11
10. Communications 12
11. Country Engagement Strategy 13
12. Knowledge and Learning 14

1. CONTRIBUTION TO THE GENERATION OF GLOBAL ENVIRONMENTAL BENEFITS

Projects in the Work Program delivered expected results against the GEF-8 Core Indicator targets, presented here along the results areas of the GEF-8 Results Measurement Framework.

CORE INDICATORS	SHARE OF TARGETS	GEF-8 TARGETS
CONSERVING & SUSTAINABLY USING BIODIVERSITY		
Terrestrial protected areas created or under improved management (million hectares)	0.1%	150
Marine protected areas created or under improved management (million hectares)	4.5%	100
Area of landscapes under improved practices* (million hectares)	0.1%	195
Area of marine habitat under improved practices to benefit biodiversity (million hectares)	15.1%	70
SUSTAINABLY MANAGING AND RESTORING LAND		
Area of land and ecosystems under restoration (million hectares)	0.2%	10
REDUCING GHG EMISSIONS		
Greenhouse Gas Emissions Mitigated (million metric tons of CO_2e)	0.3%	1,850
STRENGHTHENING TRANSBOUNDARY WATER MANAGEMENT		
Shared water ecosystems under new or improved cooperative management	2.5%	40
Globally over-exploited marine fisheries moved to more sustainable levels (million metric tons)	0.0%	2.1
REDUCING CHEMICALS AND WASTE		
Chemicals of global concern and their waste reduced (thousand metric tons)	0.1%	300
Persistent organic pollutants to air reduced (grams of toxic equivalent)	0.5%	5,900

*This Core Indicator also includes a target of 85 million hectares for its sub-indicator 'Area of landscapes under sustainable land management in production systems' shared with the grouping of indicators 'Sustainably Managing and Restoring Land' under the GEF-8 Results Measurement Framework. To date, 0.1 million hectares of this sub-indicator is from the November 2022 work program contribution.

The GEF-8 Results Measurement Framework is organized around five results areas, which group together Core Indicators on Global Environmental Benefits, associated sub-indicators and sex-disaggregated metrics on direct beneficiaries.

CONSERVING AND SUSTAINABLY USING BIODIVERSITY

	VALUE
Terrestrial protected areas created or under improved management (million hectares)	**0.1**
– of which newly created (million hectares)	0.0
– of which under improved management effectiveness (million hectares)	0.1
Marine protected areas created or under improved management for conservation and sustainable use (million hectares)	**4.5**
– of which newly created (million hectares)	0.0
– of which under improved management effectiveness (million hectares)	4.5
Area of landscapes under improved practices* (million hectares)	**0.1**
– of which under improved management to benefit biodiversity (million hectares)	0.0
– of which that meets third-party certification (million hectares)	0.0
– of which of High Conservation Value or other forest loss avoided (million hectares)	0.0
Terrestrial OECMs supported (million hectares)	0.0
Area of marine habitat under improved practices to benefit biodiversity (million hectares)	**10.1**
Fisheries under third-party certification incorporating biodiversity considerations (count)	0.0
Marine OECMs supported (million hectares)	0.0
People benefiting from the conservation, sustainable use or restoration of biodiversity (million)	**2.2**
– of whom women	1.1

SUSTAINABLY MANAGING AND RESTORING LAND

Area of land and ecosystems under restoration (million hectares)	**0.02**
– of which degraded agricultural lands under restoration (million hectares)	0.0
– of which forest and forest land under restoration (million hectares)	0.01
– of which natural grass and woodlands under restoration (million hectares)	0.01
– of which wetlands (including estuaries and mangroves) under restoration (million hectares)	0.0
Area of landscapes under sustainable land management in production systems (million hectares)	0.1
People benefiting from sustainable land management and restoration investments (thousand)	**44.0**
– of whom women	22.2

*The indicator 'Area of landscapes under sustainable land management in production systems' contributes to the Core Indicator "Area of landscapes under improved practices" located under the 'Conserving and sustainably using biodiversity" results area.

REDUCING GHG EMISSIONS

	VALUE
Greenhouse gas emissions mitigated (million metric tons of CO_2e)	**5.3**
– of which carbon sequestered or emissions avoided in the AFOLU sector (million metric tons of CO_2e)	5.2
– of which emissions avoided outside of the AFOLU sector (million metric tons of CO_2e)	0.04
– Energy saved (gigawatt hours)	0.0
– Installed renewable energy capacity (mega watts)	0.0
People benefiting from climate change mitigation support (thousand)	**42.5**
– of whom women	21.4

STRENGTHENING TRANSBOUNDARY WATER MANAGEMENT

Shared water ecosystems under new or improved cooperative management (count)	**1.0**
– Level of Transboundary Diagnostic Analysis and Strategic Action Program formulation and implementation (1 Low – 4 High)	4.0
– Level of regional legal agreements and regional management institution(s) to support its implementation (1 Low – 4 High)	4.0
– Level of national/local reforms and active participation of Inter-Ministerial Committees (1 Low – 4 High)	4.0
– Level of engagement in IW:LEARN through participation and delivery of key products (1 Low – 4 High)	0.0
Globally over-exploited fisheries moved to more sustainable levels (thousand metric tons)	**0.0**
– Large Marine Ecosystems with reduced pollution and hypoxia (number)	0.0
People benefiting from transboundary water management (thousand)	**11.0**
– of whom women	5.0

REDUCING CHEMICALS AND WASTE

Chemicals of global concern and their waste reduced (thousand metric tons)	**0.2**
– of which persistent organic pollutants (POPs) removed or disposed (POPs type) (thousand metric tons)	0.03
– of which mercury reduced (thousand metric tons)	0.2
– of which hydrochlorofluorocarbons reduced/phased out (metric tons)	0.0
– of which highly hazardous pesticides eliminated (metric tons)	0.0
Countries with legislation and policy implemented to control chemicals and waste (number)	6.0
Low-chemical/non-chemical systems implemented, particularly in food production, manufacturing, and cities (number)	0.0
POPs/Mercury containing materials and products directly avoided (million metric tons)	0.0
Persistent organic pollutants to air reduced (grams of toxic equivalent)	**29.5**
Countries with legislation and policy implemented to control emissions of POPs to air (metric tons)	0.0
Emission control technologies/practices implemented (number)	0.0
Avoided residual plastic waste (thousand metric tons)	15.0
People benefiting from reduced exposure to hazardous chemicals (thousand)	**15.0**
– of whom women	5.2

2. PROGRAMMING BY FOCAL AREA

This section summarizes the progress made in programming GEF-8 resources to date. It provides a cumulative summary of GEF-8 utilization of funds against the programming envelopes established during the GEF-8 replenishment.

GEF TRUST FUND

FOCAL AREAS	UTILIZATION RATE
Biodiversity	2%
Climate Change Mitigation	0.1%
Land Degradation	1%
International Waters	1%
Chemicals and Waste	3%
Persistent Organic Pollutants	3%
Mercury	3%
Ozone Depleting Substances	0%
Strategic Approach to International Chemicals Management	0%

NON-GRANT INSTRUMENT PROGRAM	0%
INNOVATIONS WINDOW	0%
SMALL GRANTS PROGRAMME	0%

3. PROGRAMMING BY GEF AGENCY

GEF agencies submit new projects and programs in GEF-8 in response to country demand. The data shown here reflects the respective Agency share of cumulative programming in GEF-8.

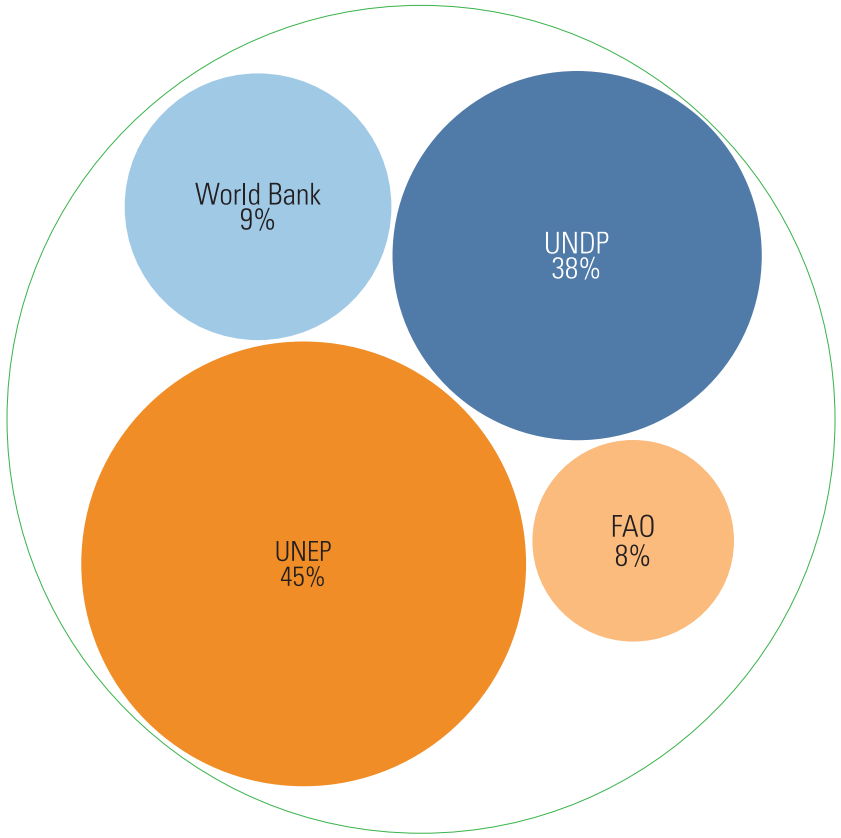

4. SYSTEM FOR TRANSPARENT ALLOCATION OF RESOURCES

Utilization of resources allocated to countries under the System for the Transparent Allocation of Resources (STAR) has taken place across the three focal areas it covers—biodiversity, climate change, and land degradation. One percent of STAR resources has been utilized to date.

GEF GEOGRAPHIC REGIONS

	BIODIVERSITY	CLIMATE CHANGE	LAND DEGRADATION	TOTAL UTILIZATION RATE
TOTAL	0.4%	0.2%	1.1%	0.7%
Africa	0.0%	0.0%	0.0%	0.0%
Asia	1.0%	0.0%	0.0%	1.0%
Europe & Central Asia	3.0%	1.0%	4.0%	3.0%
Latin America & the Caribbean	1.1%	0.0%	3.0%	1.0%

LEAST DEVELOPED COUNTRIES (LDCs)

BIODIVERSITY	CLIMATE CHANGE	LAND DEGRADATION	TOTAL UTILIZATION RATE
1.0%	0.0%	0.0%	0.0%

SMALL ISLAND DEVELOPING STATES (SIDS)

BIODIVERSITY	CLIMATE CHANGE	LAND DEGRADATION	TOTAL UTILIZATION RATE
0.0%	0.0%	0.0%	0.0%

5. CO-FINANCING

The Policy on Co-Financing sets out a goal for the overall GEF portfolio to reach a ratio of co-financing to GEF project financing of at least 7:1, and for the portfolio of projects and programs approved in Upper-Middle Income Countries and High-Income Countries that are not Small Island Developing States or Least Developed Countries to reach a ratio of investment mobilized to GEF project financing of at least 5:1. Co-Financing means financing that is additional to GEF Project Financing, and that supports the implementation of a GEF-financed project or program and the achievement of its objectives. Investment Mobilized means Co-Financing that excludes recurrent expenditures. Enabling Activities qualify for full agreed costs funding from the GEF; there is no co-finance requirement for Enabling Activities.

GEF FINANCING VS. CO-FINANCING

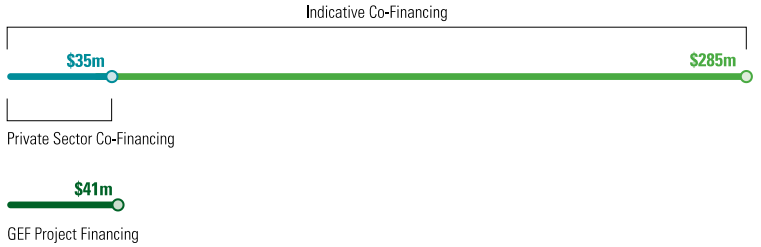

		LATEST (based on approvals)	AMBITION
INDICATIVE CO-FINANCING IN GEF-8	7.0	Ratio of Indicative Co-Financing to GEF Project Financing	7.0
INDICATIVE INVESTMENT MOBILIZED IN GEF-8	5.4	Ratio of Indicative Investment Mobilized to GEF Project Financing in UMICs and HICs that are not LDCs or SIDS	5.0

6. BIODIVERSITY, CLIMATE, AND LAND DEGRADATION FINANCING

GEF-8 financing contributing toward Biodiversity, Climate Change Adaptation, Climate Change Mitigation, and Land Degradation as a principal or significant objective is tracked against indicative targets covering GEF-8 investments to date, consistent with the OECD DAC Rio Marker methodology. Climate-related financing refers to any GEF-8 investment marked as having a principal or significant objective for Climate Change Adaptation and/or Mitigation.

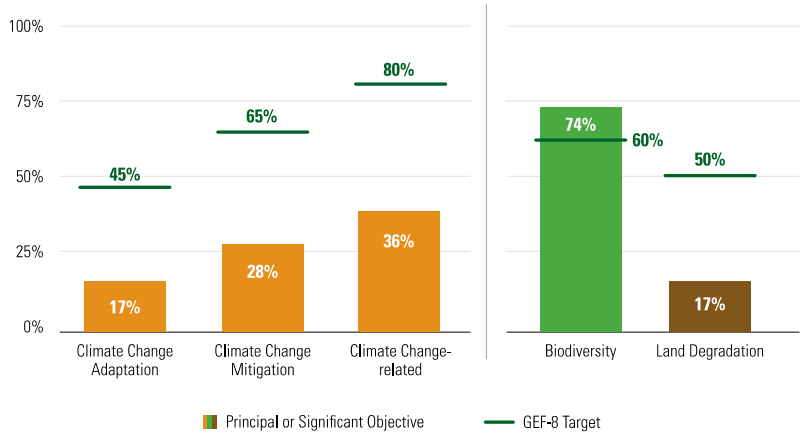

7. CLIMATE CHANGE ADAPTATION

The GEF-8 Climate Change Adaptation (CCA) results framework is linked to the GEF Programming Strategy on Adaptation to Climate Change for the Least Developed Countries Fund (LDCF) and the Special Climate Change Fund (SCCF). Core Indicators track the progress in Adaptation Benefits, including beneficiaries disaggregated by gender. This section depicts the expected results from approved projects and programs.

USE OF LEAST DEVELOPED COUNTRIES FUND

Resources approved to date in GEF-8 amount to $10.13 million.

Out of 46 Least Developed Countries, one has used LDCF resources (Cambodia).



USE OF LEAST DEVELOPED COUNTRIES FUND

Resources approved to date in GEF-8 amount to $0.50 million.

CONTRIBUTIONS TO THE CLIMATE CHANGE ADAPTATION CORE INDICATORS

Core Indicator	Total
Direct beneficiaries (number) - of whom women	94,000 47,000
Area of land managed for climate resilience (hectare)	20,000
Coastal or marine area managed for climate resilience (hectare)	-
Policies, plans, and frameworks that will mainstream climate resilience (number)	3
People trained or with awareness raised (number) - of whom women	203,000 101,500
Private sector enterprises engaged in climate change adaptation and resilience action (number)	30

8. GENDER EQUALITY

Without greater equality between men and women, the world will not meet its environment objectives. That's why the GEF is making sure that projects are gender informed, giving women and men equal opportunities to contribute and benefit from them.

QUALITY AT ENTRY OF GEF-8 PROJECT CONCEPTS

Percentage of projects that considered gender issues at the initial project design **86%**

PERCENTAGE OF ANTICIPATED GEF BENEFICIARIES THAT ARE FEMALE AND MALE

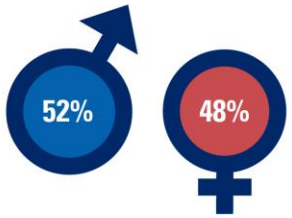

9. STAKEHOLDER ENGAGEMENT

Including stakeholders—civil society organizations, Indigenous Peoples, local communities, and the private sector—when preparing projects is key in strengthening the overall impact of a project. The data shows that projects consulted and took into account the civil society and private sector in their design. As not all projects have Indigenous Peoples or private sector as stakeholders, the share is expected to be lower for this type of stakeholder as compared to those reported for civil society.

CONSULTATION IN PROJECT IDENTIFICATION

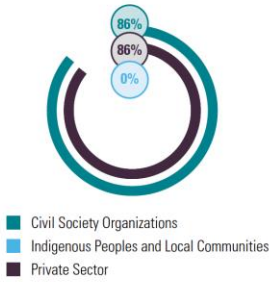

PLANNED PRIVATE SECTOR ENGAGEMENT DURING IMPLEMENTATION

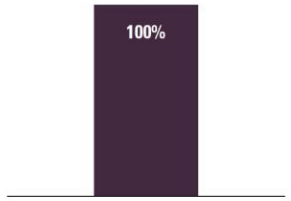

10. COMMUNICATIONS

In November 2022, the GEF Secretariat produced several new and updated climate change publications for UNFCCC COP27. An additional publication on the 11 new GEF-8 integrated programs highlights the issue, integrated solutions, and expected outcomes for each initiative.

2,401 MEDIA MENTIONS
Number of times GEF is mentioned in English, Spanish, and French language online media.

52 CONTENT PRODUCED
Number of original news and feature stories, blogs, and partner stories about GEF projects posted on the GEF website. Also includes multimedia and publications.

720,599 WEB/CONTENT ENGAGEMENT
Number of times visitors viewed pages on the GEF website and videos on the GEF YouTube channel.

16,500+ NEWSLETTER SUBSCRIBERS
Number of subscribers to the GEF newsletter and announcements campaign list.

SOCIAL MEDIA = **304,052**
Total number of followers of GEF social media accounts: Twitter, LinkedIn, Facebook, and Instagram.

PUBLICATIONS

GEF-8: Moving Toward an Equitable, Nature-Positive, Carbon-Neutral, and Pollution-Free World

SCCF: Serving the Adaptation Needs of SIDS and Enhancing Technology Transfer, Private Sector Engagement, and Innovation

Funding Adaptation Action in Least Developed Countries with Support from the LDCF

Support for Innovation, Technology Transfer, and Private Sector Engagement by the LDCF and the SCCF

The Capacity-building Initiative for Transparency (CBIT)

UNFCCC Guidance from the COPs and Responses by the GEF: COP1 - COP26

The GEF and Climate Change: Catalyzing Transformation



Advancing Urban Sustainability for a Green Recovery

11. COUNTRY ENGAGEMENT STRATEGY

The Country Engagement Strategy (CES) empowers countries to improve portfolio progress and maximize the impact of GEF resources. It combines capacity strengthening activities from the Country Support Program with upstream country engagement and country-specific knowledge activities. Three Regional GEF-8 roll-out workshops already introduced a range of countries to the GEF-8 Programming Directions with an emphasis on Integrated Programs. The online GEF calendar provides information on CES events.

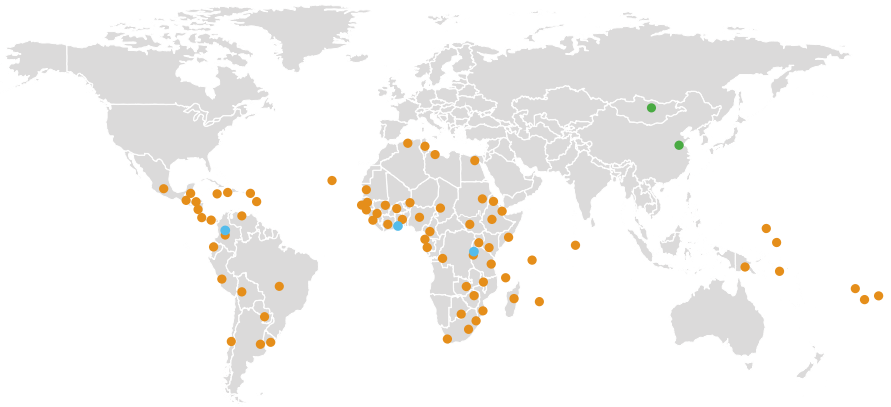

GEF-8 Roll-Out Regional Workshops Countries participating in GEF-8 Roll-out Workshops Upstream Technical and National Dialogues

12. KNOWLEDGE AND LEARNING

The GEF promotes online learning to strengthen the quality and impact of its investments. It has further increased its reach by making classes available in different languages. Since 2022, the Introduction to the GEF has been taken by 108 participants and 126 participants registered for the GEF Results Framework e-courses.



Developed with the Small Grants Programme

In addition, two new Good Practice Briefs—Strengthening Regional Cooperation to Mainstream Migratory Soaring Birds Safeguard, and Promoting Non-POP Alternatives to DDT and Environmental Health Through Engaging Key Local Partners—have been produced. Both briefs include good practice examples of South-South exchanges between Asian and African countries.

PUBLICATIONS

Good Practice Brief: Strengthing Regional Cooperation to Mainstream Migratory Soaring Birds Safeguards

GEF Good Practice Brief: Promoting Non-POPs Alternatives to DDT and Environmental Health Through Engaging Key Local Partners

Printed on Environmentally Friendly Paper

www.thegef.org

The Global Environment Facility is the world's largest funder of biodiversity protection, nature restoration, pollution reduction, and climate change response in developing countries. It finances international environmental conventions and country-driven initiatives that generate global benefits. The GEF partnership connects 184 member governments with civil society, Indigenous Peoples, and the private sector, and works closely with other environmental financiers for efficiency and impact. Over the past three decades, the GEF has provided more than $22 billion in grants and blended finance and mobilized another $120 billion in co-financing for more than 5,000 national and regional projects, plus 27,000 community-led initiatives through its Small Grants Programme.

November 2022
978-1-948690-94-2

gef GLOBAL ENVIRONMENT FACILITY
INVESTING IN OUR PLANET

PHOTOS CREDITS

Duc Nguyen

Magdalena Smolnicka

FluxFactory

Margaret Jaszowska

Arty

Chang Qing

K. P. D. Madhuka


Venti Views

Ryan Yao

Calin Tatu

Annie Spratt

Bankim Desai

Gustavo Zambelli


Appolinary Kalashnikova


Damian Patkowski

Milad Fakurian


Yulian Alexeyev

CHUTTERSNAP

Alexey Malakhov

Philipp Tores

Markus Spiske

E. Diop

Design and interactivity by Voilà:

chezVoila.com


David Troeger


Roya Ann Miller

Chua Bing Quan

Richard Tao


Pop & Zebra

Zeynel Cebeci