



GEF/LDCF.SCCF.34/05
June 13, 2023

34th LDCF/SCCF Council Meeting
June 29, 2023
Brasilia, Brazil

Agenda Item 05

**PROGRESS REPORT ON THE LEAST DEVELOPED COUNTRIES FUND
AND THE SPECIAL CLIMATE CHANGE FUND**

Recommended Council Decision

The LDCF/SCCF Council, having considered document GEF/LDCF.SCCF.34/05 *Progress Report on the Least Developed Countries Fund and the Special Climate Change Fund*, welcomes the report and takes note with appreciation the progress made under the LDCF and the SCCF.

EXECUTIVE SUMMARY

1. This report provides an update on the progress made in the operations of the Least Developed Countries Fund (LDCF) and the Special Climate Change Fund (SCCF) during the reporting period between October 1, 2022 and March 31, 2023. The financial status updates provided by the Trustee of the LDCF and SCCF are as of March 31, 2023.
2. As of March 31, 2023, total cumulative pledges and signed contribution agreements to the LDCF amounted to \$2,065.41 million from 28 donors. Of this amount, \$1,875.44 million, or approximately 90.80 percent, had been received.¹ Cumulative LDCF funding decisions by the LDCF/SCCF Council and the CEO amounted to \$1,762.66 million. Resources available for new funding decisions amounted to \$211.87 million.²
3. During this reporting period, a total of \$93.95 million in new pledges were made from Belgium, Germany, Netherlands, Slovenia, Sweden, and Switzerland.
4. Since inception, the LDCF has approved 386 projects. During this reporting period, two LDCF Full-Sized Projects (FSPs) were approved at the 33rd LDCF/SCCF Council as part of the December 2022 Work Program. Nineteen LDCF projects were CEO endorsed for implementation. Annex I provides a full list of approved LDCF projects and programs to date.
5. Six projects requesting \$63.49 million in total, of which \$60.13 million is from the LDCF and \$3.36 million from the SCCF,³ inclusive of GEF project financing and Agency fees, are being presented to the 34th LDCF/SCCF Council in June 2023 for approval.⁴ This is the second Work Program of the GEF-8 Period. The LDCF/SCCF Work Program constitution follows the operational improvements agreed by the 32nd LDCF/SCCF Council in June 2022, as stipulated in the GEF Programming Strategy on Adaptation to Climate Change for the Least Developed Countries Fund and Special Climate Change Fund for the GEF-8 period of July 2, 2022 to June 30, 2026 and operational improvements.⁵
6. As of March 31, 2023, 51 least developed countries (LDCs) accessed approximately \$12.20 million in support of the preparation of national adaptation programs of action (NAPAs).

¹ The current total value of pledges and contributions received is subject to currency fluctuations.

² GEF Trustee, 2023, [Status Report for the Least Developed Countries Fund](#), Information Document GEF/LDCF.SCCF.34/Inf.02.

³ The requested amounts are inclusive of GEF project financing (\$37.02 million for the LDCF and \$5.27 million for the SCCF) and Agency fees (\$3.38 million for the LDCF and \$0.5 million for the SCCF). It does not include project preparation grants (PPGs, \$0.76 million for the LDCF and \$0.21 million for the SCCF) and PPG fees (\$0.07 million for the LDCF and \$0.02 million for the SCCF).

⁴ GEF, 2023, [Work Program for the Least Developed Countries Fund, Council Document GEF/LDCF.SCCF.34/03](#).

⁵ GEF, 2022, [GEF Programming Strategy on Adaptation to Climate Change for the Least Developed Countries Fund and the Special Climate Change Fund for the GEF-8 Period of July 1, 2022 to June 30, 2026 and Operational Improvements](#), Council Document GEF/LDCF.SCCF.32/04/Rev.01.

Additionally, LDCF support for formulation of national adaptation plan (NAP) processes totaled \$60.33 million as of March 31, 2023.

7. Since GEF-7, the LDCF has focused on the NAP implementation, as countries are eligible to receive support from the Green Climate Fund (GCF) for NAP formulation.

8. The LDCF portfolio aims to reduce the vulnerability of an estimated 60.17 million people and better manage 9.62 million hectares of land to withstand the effects of climate change. Further, 2.11 million people will be trained to identify, prioritize, implement, monitor and/or evaluate adaptation strategies and measures. Additionally, LDCF projects are expected to develop or strengthen 3,164 policies, plans and frameworks to identify, prioritize, and integrate adaptation strategies and measures.

9. As for the SCCF, cumulative pledges amounted to \$396.17 million as of March 31, 2023. Of the total resources pledged, \$362.82 million or approximately 91.6 percent had been received. Cumulative SCCF funding decisions by the Council and the CEO amounted to \$365.14 million.⁶ Funds available to support Council or CEO decision were \$23.89 million as of March 31, 2023. \$39.23 million in new pledges were received for the SCCF during this reporting period, from Canada, Denmark, Germany, Ireland, Slovenia, Switzerland, and the United Kingdom.

10. Since its inception, the SCCF has approved support for 94 projects, including 21 Multi Trust Fund Projects (MTFs).⁷ During the reporting period, one new FSP had its PIF approved, and two MSPs were CEO approved through the two-step approach. These three projects have a total value of \$1.41 million in SCCF finance. All these three projects are MTFs with the LDCF supported through the Challenge Program for Adaptation Innovation.

11. New funding commitments and contributions made during this reporting period for SCCF window A focused on the climate change adaptation priorities of Small Island Development States. However, the SCCF's window B focused on technology transfer, innovation, and provide sector engagement, is still under-resourced despite its demonstrated strong potential for impact and engagement of non-traditional partners in the GEF.

12. The SCCF portfolio aims to reduce the vulnerability of an estimated 8.91 million people and better manage 5.16 million hectares of land to withstand the effects of climate change. Further, 218,865 people will be trained to identify, prioritize, implement, monitor and/or evaluate adaptation strategies and measures. Additionally, SCCF projects are expected to develop or strengthen 486 policies, plans and frameworks to identify, prioritize, and integrate adaptation strategies and measures.

13. Progress made by the Challenge Program for Adaptation Innovation continues to demonstrate its potential to effectively address unmet needs for climate change adaptation

⁶ GEF Trustee, 2023, [Status Report for the Special Climate Change Fund](#), Information Document GEF/LDCF.SCCF.34/Inf.03. This figure is net of cancellation.

⁷ This data is based on information from the GEF Portal as of March 31, 2023.

innovation. This program has successfully forged partnerships with a growing set of climate adaptation innovation leaders, particularly in the private sector, which the GEF has not been able to engage through more traditional programming modalities. A total of 19 projects have been approved through two initial rounds of this challenge program. At the end of this reporting period, 14 of the 19 winning projects concepts were CEO approved. At the time of publication of this report, an additional four projects had been CEO approved, and one was under preparation for final CEO approval for LDCF and SCCF support in partnership with GEF Agencies.

TABLE OF CONTENTS

Executive Summary.....	1
Introduction	7
Least Developed Countries Fund	9
Pledges and Contributions to the LDCF	9
Progress in LDCF Operations.....	10
LDCF Resource Access for GEF-8 Period	12
Agency Involvement in LDCF Projects.....	13
CEO Endorsements.....	14
Expected Results under the LDCF	18
Impacts of the COVID-19 Pandemic.....	20
Sectoral Distribution	20
Special Climate Change Fund.....	21
Pledges and Contributions to the SCCF.....	21
Progress in SCCF Operations.....	22
Approvals and CEO Endorsements	23
Agency Involvement in SCCF Projects.....	25
Expected Results under the SCCF.....	26
Sectoral Distribution	27
Multi-Trust Fund Projects (MTFs)	28
Implementation of GEF-8 Strategy on Adaptation to Climate Change: Dedicated Programs	28
Dedicated Program I. Communications and Visibility Enhancements.....	29
Dedicated Program II. Outreach and Capacity Support for LDCF and SIDS Planning and Programming.....	29
Dedicated Program III. Organizational Learning and Coordination.....	32
Challenge Program for Adaptation Innovation.....	33
Overview of Contributions, Cost Structure and Visibility	34
Annex I: Approved Projects and Programs under the LDCF as of March 31, 2023.....	36
Annex II: Approved Projects and Programs under the SCCF as of March 31, 2023	64
Annex III: Approved GEFTF Multi-Trust Fund Projects and Programs as of March 31, 2023.....	71
Annex IV: Trustee Information on Pledges and Contributions for LDCF and SCCF	77

List of Tables

Table 1: The LDCF and the SCCF at a Glance as of March 31, 2023	7
Table 2: Progress Made in Fiscal Year 2023 (as of March 31, 2023)	8
Table 3: Status of LDCF Resource Access as of March 31, 2023 (\$ million) ... Error! Bookmark not defined.	
Table 4: CEO Endorsed LDCF Projects during the Reporting Period (\$ millions).....	15
Table 5: Expected Results for Approved LDCF Projects as of March 31, 2023.....	18
Table 6: CEO Endorsed SCCF Projects during the Reporting Period.....	24
Table 7: Expected Results for approved SCCF projects as of September 30, 2022	27
Table 8: Contributions to the LDCF and the SCCF in FY22	34
Table 9: Cost Structure for FY22	34
Table 10: Visibility of the LDCF and the SCCF for FY22.....	35

List of Figures

Figure 1: Annual and Cumulative LDCF Contributions Finalized by Fiscal Year (USDeq million) .	10
Figure 2: Annual and Cumulative LDCF Funding Approvals by Fiscal Year (\$ million).....	12
Figure 3: Distribution of Cumulative LDCF Financing by GEF Agency as of March 31, 2023 (\$ million)	14
Figure 4: Cumulative Sectoral Distribution of LDCF Projects since Inception	21
Figure 5: Annual and Cumulative SCCF Contributions Finalized by Fiscal Year as of March 31, 2023 (USDeq million)	22
Figure 6: Annual and Cumulative SCCF Funding Approvals by Fiscal Year as of March 31, 2023 (\$ million)	23
Figure 7: Distribution of SCCF Financing by Agency as of March 31, 2023 (\$ million).....	26
Figure 8: Cumulative Sectoral Distribution of SCCF Projects Since Inception	28

INTRODUCTION

1. This report provides an update on progress made in the operations of the Least Developed Countries Fund (LDCF) and the Special Climate Change Fund (SCCF) since the inception of the two funds, as well as specific activities during the reporting period of October 1, 2022, to March 31, 2023. Table 1 below presents a summary of LDCF and SCCF operations, including total cumulative pledges, paid contributions, and project approvals. Dollar figures in this table are based on information from the current Trustee Status Reports for the LDCF and SCCF.

Table 1: The LDCF and the SCCF at a Glance as of March 31, 2023⁸

	LDCF	SCCF
Total cumulative pledges (US\$eq million)	2,065.41	396.17
Total cumulative cash receipts (US\$ million)	1,875.44	362.82
Total investment income (US\$ million)	97.14	24.89
Total cumulative funding decisions, including projects, fees, and admin budgets (US\$ million) ⁹	1,762.66	365.14
Current funds available for new approvals (US\$ million)	211.87 ¹⁰	23.89 ¹¹
Number of projects PIF approved	386 ¹²	94 ¹³
Number of CEO endorsed/approved projects and enabling activities	333	91

2. Table 2 presents a numerical summary of progress made in Fiscal Year 2023, from July 1, 2022 to June 30, 2023.

3. During the 32nd meeting of the LDCF/SCCF Council on June 23, 2022, the Council approved the GEF Programming Strategy on Adaptation to Climate Change for the LDCF and SCCF for the GEF-8 Period of July 1, 2022 to June 30, 2026 and Operational Improvements. The strategy was fully informed by the latest scientific findings, including reports from Intergovernmental Panel on Climate Change (IPCC), the Independent Evaluation Office's 2020

⁸ Figures are based on information valued at the exchange rates available on March 31, 2023. Please note these figures are subject to currency fluctuations.

⁹ Based on figures provided by the Trustee.

¹⁰ This amount does not reflect the projects being presented in the June 2023 LDCF Work Program.

¹¹ This amount comprises \$14.66 million under the SCCF-A and \$9.23 million under the SCCF-B.

¹² These include Full-Sized Projects (FSPs), Medium-Sized Projects (MSPs), Enabling Activities, programmatic Approaches with LDCF support and their child projects, including 32 multi-trust fund (MTF) projects with the SCCF and/or the GEF Trust Fund. The number of projects is based information from the GEF Portal as of March 31, 2023.

¹³ These include FSPs, MSPs, Enabling Activities, and programmatic Approaches with SCCF support, including 21 MTF projects with the LDCF and/or the GEF Trust Fund. This data is based on information from the GEF Portal as of March 31, 2023.

Program Evaluation of the LDCF¹⁴ and the 2021 Program Evaluation of the SCCF¹⁵. It is also responsive to the guidance received from the Conference of the Parties (COP) to the United Nations Framework Convention on Climate Change (UNFCCC) and the Paris Agreement.

Table 2: Progress Made in Fiscal Year 2023 (as of March 31, 2023)¹⁶

	LDCF	SCCF
Pledges in FY23 (USD eq million) ¹⁷	93.94	39.23
Contributions finalized in FY23 (USD eq million) ¹⁸	103.09	12.53
Cumulative funding decisions in FY23 (\$ million) ¹⁹	10.45	0.51
Number of projects PIF approved in FY23	2 projects (1 MTF with SCCF)	1 project (1 MTF with LDCF) ²⁰
Number of projects CEO endorsed/approved in FY23	23 (2 MTF with SCCF and 8 MTF with GEF TF)	2 (all MTF with LDCF)
Beneficiaries of CEO endorsed projects in FY23	4.23 million (49.4 percent female)	15,120 (50.0 percent female)

4. The GEF Secretariat also continued actively engaging throughout this reporting period on the roll out of the GEF-8 Programming Strategy on Adaptation to Climate change with relevant stakeholders, particularly LDCs and Small Island Developing States (SIDS). For example, at COP 27, in November 2022, the GEF Secretariat hosted and engaged in a set of events on the rollout of the GEF-8 strategy, and had several meetings with countries, GEF Agencies and a diverse set of project executing partners to support programming innovative and impactful programming in the 2022-26 period. The GEF Secretariat briefed the delegates on the new strategy, including key thematic and priority areas, as well as the financial scenarios. Interaction at this set of events has provided opportunities for engagement of the GEF Secretariat with LDCs, and SIDs, and laid groundwork for country-owned programming and implementation of the GEF-8 strategy.

5. During the Fifth United Nations Conference on the Least Developed Countries (LDC5), the GEF Secretariat organized a high-level panel discussion side event titled *Least Developed Countries Fund: Catalyzing climate adaptation actions in Least Developed Countries*. The event, which took place on March 6, 2023, aimed to build political momentum and enhance financing

¹⁴ GEF IEO, 2020, [2020 Program Evaluation of the Least Developed Countries Fund](#), Council Document GEF/LDCF.SCCF.29/E/01.

¹⁵ GEF IEO, 2021, [2021 Program Evaluation of the Special Climate Change Fund, Council Document GEF/LDCF.SCCF.31/E/01/Rev.01](#).

¹⁶ FY22 is from July 1, 2021 to June 30, 2022.

¹⁷ Based on figures provided by the Trustee.

¹⁸ Ibid

¹⁹ Inclusive of project finance, Agency fees, and PPG for approved PIFs approved in FY22.

²⁰ One additional SCCF project was CEO approved as a medium-size projects through the one-step approach.

for the LDCF to catalyze climate adaptation action in the LDCs in line with the GEF-8 Climate Change Adaptation Strategy. The event was opened by the GEF CEO and Chairperson, and the Honourable Prime Minister of the Royal Government of Bhutan provided opening remarks. Ministers and high-level representative from Belgium, Malawi, Nepal, Tuvalu, and United States participated in the discussion. The Executive Secretary of UNFCCC provided closing remarks. The high-level participants from both LDC and donors shared their insights on how the GEF is catalyzing adaptation action with concrete positive impacts for their economies, environment, and people in their countries. The delegates highlighted the need to strengthen adaptive capacity and resilience to climate change for sustainable development as well as the involvement of the private sector to build upon the LDCF investments.²¹

6. During this reporting period, progress was made in the planning and implementation of the GEF-8 Dedicated Programs. For example, the Secretariat convened a Sub-regional Workshop from March 23-24, 2023, on Climate Change Adaptation for four countries in Southern Africa (Angola, Lesotho, Malawi, Mozambique, and Zambia) This workshop was the first in a series of similar workshops to be conducted as part of the GEF-8 Strategy implementation of the Dedicated Program *Outreach and Capacity Support for LDC and SIDS Planning and Programming* called for in the GEF-8 Strategy. A major workshop was held shortly after this reporting period, in collaboration with the LDC Chair, on April 24 to 28, 2023 in Dakar, Senegal, for 17 French-speaking African countries and Haiti. Additional workshops in other sub regions are planned in the coming months. More information is provided on the Dedicated Programs in paragraphs 57 to 72 of this report.

LEAST DEVELOPED COUNTRIES FUND

Pledges and Contributions to the LDCF

7. As of March 31, 2023, cumulative pledges to the LDCF amounted to \$2,065.41 million. Of the resources pledged, \$1,875.44 million or about 90.80 percent had been received.

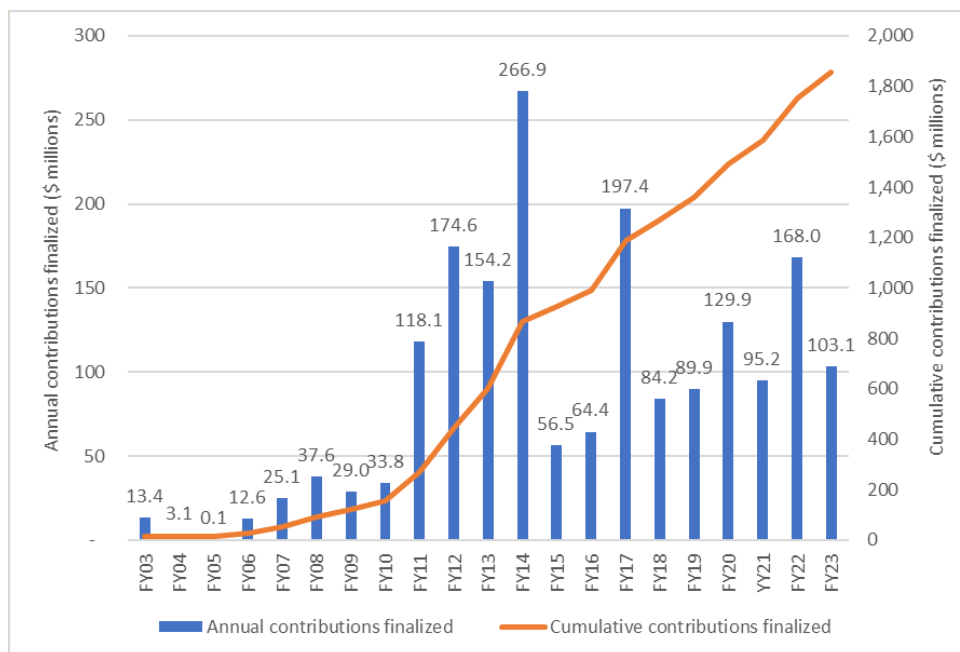
8. Also as of March 31, 2023, LDCF resources available for funding decisions amounted to \$211.87 million.

9. A total of \$93.94 million in new pledges were made to the LDCF between October 1, 2022 and March 31, 2023. Paid contributions received during this reporting period totaled \$107.69 million from Denmark, France, Germany, Netherlands, Slovenia, Sweden, and Switzerland during this period. Annex IV presents detailed Trustee information. Figure 1 shows total annual and cumulative LDCF contributions finalized for each completed fiscal year.²²

²¹ GEF, 2023, [LDC5 Event: Catalyzing Climate Adaptation Actions in Least Developed Countries](#)

²² Based on data provided by the Trustee.

Figure 1: Annual LDCF Contributions and Cumulative Resources Received by Fiscal Year as of March 31, 2023 (USDeq million)²³



Progress in LDCF Operations

10. LDCF programming in GEF-8 is building on the very strong track record of access by all 47 LDCs during the GEF-7 period, from July 1, 2018 to June 30, 2022.
11. During the reporting period, two projects were approved by the LDCF/SCCF Council as part of the December 2022 Work Program, for a total of \$10.45 million in GEF project financing and Agency fees. All projects submitted were technically cleared and supported. This includes a national project for Cambodia that is supporting agriculture, farmers’ livelihoods, and food security in rural communities by scaling up climate resilient technologies and introducing innovative financial solutions, and a global project. The global project, which will be implemented by UNIDO in partnership with Vulnerable Twenty Group (V20), aims to support community level adaptation initiatives in 58 countries that are highly vulnerable to climate change.
12. As of March 31, 2023, the LDCF has provided \$12.20 million in support of the preparation of National Adaptation Programs of Action (NAPAs).²⁴ The LDCF and SCCF completed its support for NAPA preparation in GEF-6, while it continues to support their implementation as appropriate. South Sudan was the last country to submit its NAPA to the

²³ Numbers are provided by the Trustee based on the USD equivalence at the time of cash receipt.

²⁴ This includes two global projects supporting the preparation of NAPAs.

UNFCCC in 2017, bringing the total number of countries that had completed and submitted their NAPAs to 51.²⁵

13. Cumulative LDCF funding decisions amount to a total of \$1,762.66 million.²⁶ Projects support the implementation of priorities defined in NAPAs and national adaptation plans (NAPs), as well as other elements of the LDC work programme (see Figure 2).

14. In addition to financing the urgent and immediate adaptation needs of LDCs and the LDC work programme, the LDCF is also mandated to support the NAP process, which is an iterative and ongoing process encapsulating medium and long-term planning for adaptation.²⁷ As of March 31, 2023, total funding from the LDCF toward LDCs' NAP formulation processes amounts to \$60.33 million.²⁸ This includes projects in Chad, Democratic Republic of the Congo, Djibouti, Guinea-Bissau, Lao PDR, Niger, Rwanda, São Tomé and Príncipe, and Senegal. This also includes three global projects with LDCF resources amounting to \$13.69 million approved to support the preparation of the NAP process in LDCs, and the implementation of elements of the LDC work programme other than NAPAs. The three global projects to support the preparation of the NAP process have all been fully implemented and financially closed.

15. The GCF and GEF have continued to work together to offer streamlined and coordinated support to countries and to avoid overlap, including as related to the NAP process. GCF and GEF coordination on climate change adaptation projects enable countries to move more effectively towards the integration of climate change adaptation considerations across key policies, plans, programs and decision-making processes, in line with guidance from the COP to the UNFCCC,²⁹ as well as a LDCF/SCCF Council decision to operationalize support towards NAP process.³⁰

²⁵ These countries are: Afghanistan, Angola, Bangladesh, Benin, Bhutan, Burkina Faso, Burundi, Cambodia, Cape Verde, Central African Republic, Chad, Comoros, Democratic Republic of the Congo, Djibouti, Equatorial Guinea, Eritrea, Ethiopia, Gambia, Guinea, Guinea Bissau, Haiti, Kiribati, Lao People's Democratic Republic, Lesotho, Liberia, Madagascar, Malawi, Maldives, Mali, Mauritania, Mozambique, Myanmar, Nepal, Niger, Rwanda, Samoa, Sao Tomé and Príncipe, Senegal, Sierra Leone, Solomon Islands, Somalia, South Sudan, Sudan, Timor-Leste, Togo, Tuvalu, Uganda, Tanzania, Vanuatu, Yemen, and Zambia.

²⁶ This is based on data provided by the GEF Portal at the end of the reporting period, exclusive of cancelled and dropped projects, and inclusive of project finance, agency fees, and PPG.

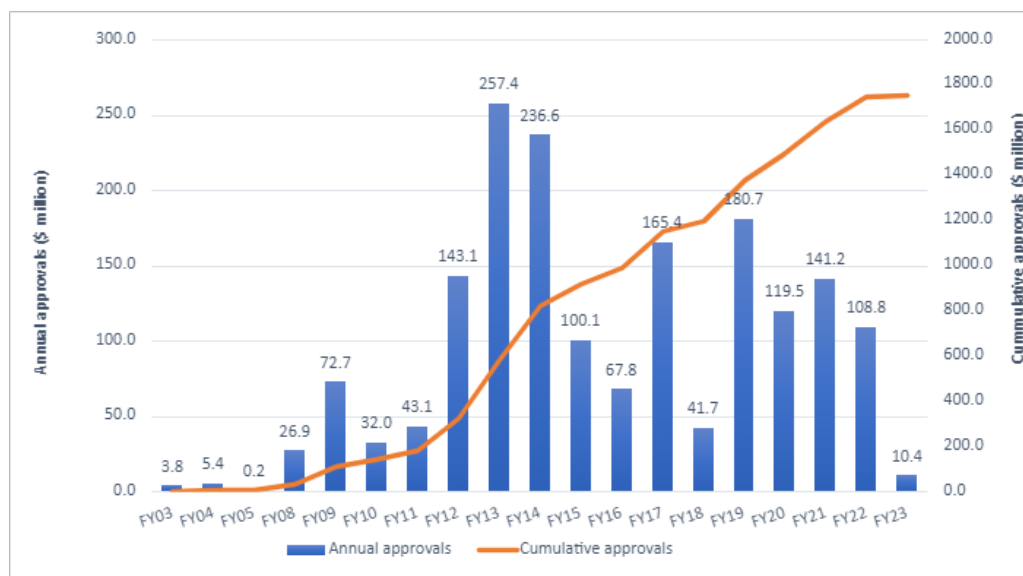
²⁷ UNFCCC, 2012, [Decision 12/CP.18](#).

²⁸ This figure reflects projects explicitly presented as NAP projects or with a NAP component. This includes GEF project financing and agency fees.

²⁹ UNFCCC, 2016, [Decision 6/CP.22](#); UNFCCC, 2012, [Decision 9/CP.18](#) and [Decision 12/CP.18](#); UNFCCC, 2011, [Decision 5/CP.17](#).

³⁰ GEF, 2013, [Operationalizing Support to the Preparation of the National Adaptation Plan Process in Response to Guidance from the UNFCCC COP](#), Council Document GEF/LDCF.SCCF.14/06.

Figure 2: Annual and Cumulative LDCF Funding Approvals by Fiscal Year as of March 31, 2023 (\$ million)³¹



LDCF Resource Access for GEF-8 Period

16. For the GEF-8 period starting on July 1, 2022, the LDCF initial resource access cap for which each LDC can draw has doubled to \$20 million. Table 3 shows the GEF-8 and cumulative status of LDCF resources accessed by each LDCF, as of March 31, 2023.

Table 3: Status of LDCF Resource Access as of March 31, 2023 (\$ million)³²

Country	Resources Accessed in GEF - 8	Cumulative Resources Accessed
Afghanistan	-	26.52
Angola	-	40.63
Bangladesh	-	38.39
Benin	-	40.67
Bhutan	-	40.39
Burkina Faso	-	40.14
Burundi	-	29.99
Cambodia	5.46	42.50
Central African Republic	-	21.37

³¹ The data reflected in this figure is updated based on information from the GEF Portal as of March 31, 2023, does not include cancelled and dropped projects, and is inclusive of agency fees and PPG.

The data in this table is updated based on information from the GEF Portal as of March 31, 2023. This table does not include cancelled and dropped projects, and is inclusive of agency fees and PPG.

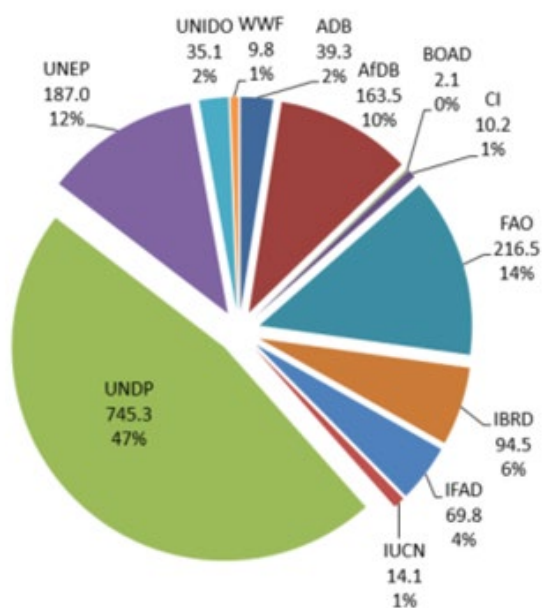
Chad	-	39.95
Comoros	-	40.16
Congo DR	-	40.11
Djibouti	-	32.43
Eritrea	-	23.98
Ethiopia	-	40.13
Gambia	-	39.64
Global	4.99	39.08
Guinea	-	35.57
Guinea-Bissau	-	27.10
Haiti	-	33.68
Kiribati	-	32.50
Lao PDR	-	37.87
Lesotho	-	40.85
Liberia	-	28.11
Madagascar	-	29.82
Malawi	-	40.15
Mali	-	39.17
Mauritania	-	35.27
Mozambique	-	32.06
Myanmar	-	22.05
Nepal	-	40.88
Niger	-	39.91
Regional	-	37.08
Rwanda	-	41.01
Sao Tome and Principe	-	36.94
Senegal	-	40.18
Sierra Leone	-	36.78
Solomon Islands	-	33.33
Somalia	-	39.87
South Sudan	-	19.77
Sudan	-	42.15
Tanzania	-	26.14
Timor Leste	-	37.27
Togo	-	30.20
Tuvalu	-	22.05
Uganda	-	40.20
Yemen	-	26.73
Zambia	-	37.29

Agency Involvement in LDCF Projects

17. Since the LDCF inception to March 31, 2023, 12 GEF Agencies have been involved in LDCF projects and programs. According to the GEF Trustee Report, United Nations Development Programme (UNDP) has the largest share of project funding approvals, with 47 percent, the Food and Agriculture Organization (FAO) at 14 percent and United Nations

Environment Programme (UNEP) at 12 percent, as shown in Figure 3. Other GEF Agencies implementing LDCF projects are Asian Development Bank (ADB), African Development Bank (AfDB), Banque Ouest Africaine de Développement (West African Development Bank, BOAD), Conservation International (CI), International Fund for Agricultural Development (IFAD), International Union for Conservation of Nature (IUCN), United Nations Industrial Development Organization (UNIDO), World Wildlife Fund-US (WWF-US) and World Bank.³³ During GEF-7, progress was made to increase the balanced distribution of LDCF financing among Agencies, which will be further enhanced in GEF-8.

Figure 3: Distribution of Cumulative LDCF Financing by GEF Agency as of March 31, 2023 (\$ million)³⁴



CEO Endorsements

18. During the reporting period, nineteen LDCF projects totaling \$98.39 million in GEF project financing were CEO endorsed/approved (see Table 4).

19. The revised Project Cancellation Policy that took effect March 1, 2019 has been applied to improve the operational efficiency of the GEF.³⁵ Under this revised policy, if a FSP has not been submitted for CEO endorsement within 12 months of the date of Council approval or if it has not been CEO endorsed after 18 months, the project may be subject to cancellation. All projects approved in the June 2019 LDCF Work Program and thereafter fall under the revised

³³ GEF Trustee, 2023, [Status Report for the LDCF](#), Council Document GEF/LDCF.SCCF.34/Inf.02.

³⁴ Ibid.

³⁵ GEF, 2018, [Program Cancellation Policy](#), Policy OP/PL/02.

Cancellation Policy. The actual time between the PIF approval and CEO endorsement of all FSPs during this reporting period ranged from 8 months to over 3 years, with the average time between PIF approval and CEO endorsement being 24 months.

Table 4: CEO Endorsed LDCF Projects during the Reporting Period (\$ millions)

GEF ID	Title	Country	PIF Approval Date	CEO Endorsement / Approval Date	LDCF amount (\$)*	Co-financing (\$)*
10974	A private investment facility for nature-based coastal climate resilience in the Least Developed Countries (LDCs)	Global	6/7/2022	3/22/2023	1.10 million	31.75 million
10933	Net-Zero Adaptation Finance (NZAF)	Global	4/29/2022	3/22/2023	0.95 million	2.41 million
10929	Public-Private Blended Finance Facility for Climate-Resilient Rice Landscapes	Regional	4/7/2022	1/25/2023	0.85 million	2.59 million
10927	Acceleration of financial technology-enabled climate resilience solutions	Rwanda, Uganda	6/3/2022	2/22/2023	0.40 million	4.39 million
10908	Building adaptation and resilience to climate change in the essential oil sector in Madagascar (ARCHE)	Madagascar	3/29/2022	1/25/2023	2.00 million	11.14 million
10823	Strengthening integrated approaches to build climate resilience of vulnerable rural communities and agricultural production systems in the central region of Segou in the Republic of Mali.	Mali	11/24/2021	12/5/2022**	2.00 million	31.17 million
10793	Building climate-resilient livelihoods and food systems	Lesotho	5/17/2021	12/5/2022**	10.00 million	40.20 million
10792	Adaptive Agriculture and Rangeland Rehabilitation Project (A2R2)	Somalia	5/17/2021	1/25/2023**	10.00 million	16.20 million

GEF ID	Title	Country	PIF Approval Date	CEO Endorsement / Approval Date	LDCF amount (\$)*	Co-financing (\$)*
10789	Building Community Based Integrated and Climate Resilient Natural Resources Management and Enhancing Sustainable Livelihood in the South-Eastern Escarpments and Adjacent Coastal Areas of Eritrea	Eritrea	5/17/2021	11/11/2022	10.00 million	19.66 million
10688	Restoring and Enhancing the Value of Degraded Lands and Forest Ecosystems for Enhanced Climate Resilience in Benin (PIRVaTEFoD-Benin)	Benin	11/8/2020	10/15/2022**	5.00 million	23.27 million
10742	Funafuti Water and Sanitation Project	Tuvalu	12/5/2020	11/11/2022**	4.59 million	8.33 million
10562	Resilient and sustainable livelihoods for rural Yemen	Yemen	5/19/2020	10/28/2022**	10.00 million	58.50 million
10516	Improving the climate resilience of agro-sylvo-pastoral production systems in Burkina Faso	Burkina Faso	5/19/2020	12/5/2022**	10.00 million	42.42 million
10418	Building resilience through sustainable land management and climate change adaptation in Dodoma	Tanzania	12/13/2019	12/13/2022**	4.23 million	105.11 million
10362	Resilient, productive and sustainable landscapes in Mali's Kayes Region	Mali	12/12/2019	12/5/2022**	2.56 million	9.48 million
10178	Watershed approaches for climate resilience in agro-pastoral landscapes	South Sudan	12/13/2019	12/20/2022**	9.39 million	21.68 million
10175	Building Resilience in the Wake of Climate Disasters in Southern Haiti	Haiti	11/6/2020	11/11/2022**	4.90 million	24.34 million

GEF ID	Title	Country	PIF Approval Date	CEO Endorsement / Approval Date	LDCF amount (\$)*	Co-financing (\$)*
10166	Strengthening human and natural systems resilience to climate change through mangrove ecosystems conservation and sustainable use in southern Benin	Benin	11/6/2020	10/22/2022**	9.91 million	41.42 million
10160	Increased resilience and adaptive capacity of the most vulnerable communities to climate change in Forested Guinea	Guinea	12/13/2019	12/19/2022**	9.91 million	28.10 million

* Includes GEF agency fees, PPG, and PPG fees.

** Extension was requested and approved for the CEO Approval deadline, citing *force majeure* due to the COVID-19 pandemic.

20. In total, 333 projects³⁶ had been CEO endorsed or approved as of March 31, 2023, including the nineteen projects during this reporting period as reflected in Table 3.

21. Since the revised cancellation policy took effect on March 1, 2019, based on information in the AMR, during the reporting period thirteen projects submitted notifications of delayed submission of CEO endorsement request to delay the final date required for CEO endorsement or approval of LDCF projects by invoking *force majeure*.³⁷

³⁶ 53 projects are NAPA preparation projects, comprising of 51 national and two global support projects.

³⁷ GEF, 2023, [FY22 Annual Monitoring Review of the Least Developed Countries Fund and Special Climate Change Fund](#), Council Document GEF/LDCF.SCCF.34/04.

Expected Results under the LDCF

22. Key expected results of the approved LDCF projects are summarized in Table 4.³⁸ Full expected results can be found in the results frameworks specific to each project, available in the project documents posted on the GEF website.³⁹

23. In response to the request made at the 14th LDCF/SCCF Council meeting in June 2013, the GEF Secretariat, in its Annual Monitoring Review (AMR) of the LDCF and the SCCF, continues to provide a summary of actual, portfolio-level results of projects that have been completed or that are under implementation. A new AMR, reporting results from the 2022 fiscal year will be presented at the June 2023 LDCF/SCCF Council.⁴⁰

24. The LDCF's portfolio of approved projects seek to directly reduce the vulnerability of more than 60.17 million people. LDCF projects are supporting countries in their efforts to integrate climate change adaptation into an expected 3,164 policies, plans, and processes to identify, prioritize, and integrate adaptation strategies and measures. The LDCF also assists countries in laying the groundwork for climate-resilient development by training an expected 2.11 million people to identify, prioritize, implement, monitor and/or evaluation adaptation strategies and measures.

Table 5: Expected Results for Approved LDCF Projects as of March 31, 2023⁴¹

Indicator	Total Value ⁴²
Direct beneficiaries	60.17 million people ⁴³
Land better managed to withstand the effects of climate change	9.62 million hectares
People trained to identify, prioritize, implement, monitor and/or evaluate adaptation strategies and measures	2.11 million people ⁴⁴
Policies, plans, and processes developed or strengthened to identify, prioritize, and integrate adaptation strategies and measures	3,164

25. Since the start of GEF-6 in July 2014, which is when LDCF/SCCF began systematically tracking sex disaggregated data, 19.16 million of the 42.14 million (45.5 percent) expected

³⁸ The LDCF SCCF core indicators have been revised for GEF-8 and expected impacts will be reflected accordingly when projects are approved during the GEF-8 period.

³⁹ Project documents may be found on <https://www.thegef.org/projects>.

⁴⁰ GEF, 2023, [FY22 Annual Monitoring Review of the Least Developed Countries Fund and Special Climate Change Fund](#), Council Document GEF/LDCF.SCCF.34/04.

⁴¹ These estimated results are for core indicators, including figures from multi trust fund (MTF) projects financed by the LDCF. The integrity of reporting on expected results has continued to improve with increasingly analysis of all LDCF projects since inception.

⁴² These values refer to all approved projects, including PIF approvals and CEO endorsements/approvals.

⁴³ Please see paragraph 25 for sex disaggregated data for the period tracked starting in July 2014 at the beginning of GEF-6. Please note the GEF starting systematically tracking sex disaggregated data in July 2014 at the beginning of GEF-6.

⁴⁴ Ibid.

project beneficiaries of LDCF projects are female, and 679,959 of the 1.41 million (48.2 percent) expected people trained are female.

26. The LDCF and SCCF results framework has been updated for GEF-8 projects, as presented in the GEF-8 Strategy on Adaptation to Climate Change. Updates include a new core indicator related to private sector engagement, a new core sub-indicator on hectares of coastal or marine area managed climate resilience and tracking of age disaggregation. The updated results framework is used for all newly approved projects LDCF and SCCF projects in GEF-8.

27. The two LDCF projects approved in the reporting period are expected to directly benefit 90,000 people (50.0 percent women), bring 20,000 hectares of land under climate resilience, strengthen climate adaptation in 3 policies or frameworks, train 22,000 people (50.0 percent women), and result in 30 private sector enterprises engaged in climate change adaptation and resilience action.²⁸ The GEF Policy on Gender Equality and GEF Policy on Stakeholder Engagement also apply to LDCF projects.⁴⁵

29. The following are examples of projects that were CEO endorsed during this reporting period, with a brief description of their expected results and impacts.

30. *Building climate-resilient livelihoods and food systems in Lesotho* (GEF ID: 10793); GEF Agency: FAO; GEF project financing: \$10.00 million; Co-financing: \$40.20 million. The project will enhance climate resilience of landscapes and communities for food and nutrition security through sustainable water management. This will be achieved through strengthening policy and institutional capacities, promoting innovative, sustainable land and climate resilient agricultural water management, and strengthening resilience of agricultural and food value chains. The project is expected to reduce the vulnerabilities of an estimated 40,000 direct beneficiaries and manage 15,000 hectares of land for climate resilience.

31. *Restoring and Enhancing the Value of Degraded Lands and Forest Ecosystems for Enhanced Climate Resilience in Benin* (PIRVaTEFoD) in Benin (GEF ID:10688); GEF Agency: UNDP; GEF project financing (LDCF): \$5 million; Co-financing: \$16.70 million. The MTF project will support the achievement of Benin's Land Degradation Neutrality (LDN) targets through climate risk integrated sustainable land and forest management practices and strengthen the climate resilience of vulnerable populations in the Niger Valley, *Alibori Sud-Borgou Nord-2KP* and *Zou-Couffo* agricultural development Areas. The LDCF financing will Strengthen ed national policy, governance and financial frameworks and capacity to implement climate risk informed Sustainable Land Management and Sustainable Forest Management, and climate-proofed sustainable livelihoods contributes to achievement of LDN, Integrated climate risk informed gender-responsive management and restoration of target degraded lands, forests and ecosystems in selected agricultural development areas and communities at pilot sites receive tangible benefits from engagement in diversified, climate resilient and gender-responsive

⁴⁵ GEF, 2017, [Policy on Gender Equality](#), Document: SD/PL/02; and GEF, 2017, [Policy on Stakeholder Engagement](#), Policy document: SD/PL/01.

income generating activities (with supporting value chains that promote LDN). The project will deliver direct adaptation benefits to 48,000 people and increase areas managed for climate resilience by 30,000 hectares. It will mainstream climate resilience in 5 policies and plans, and train over 1,000 people in climate risk management approaches.

Impacts of the COVID-19 Pandemic

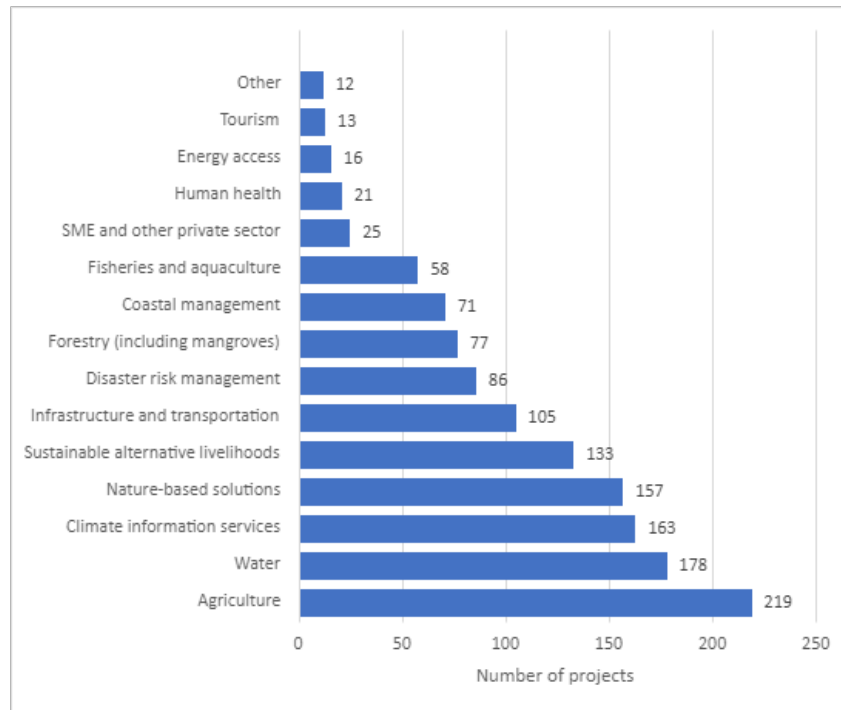
32. As the GEF continues to adapt to the evolving impacts the COVID-19 crisis is having on its business, a set of issues have been identified and specific actions have been incorporated in the different phases of the project review cycle of the GEF Trust Fund, LDCF, and SCCF projects. These actions have been developed and continuously updated in active consultation within the GEF Partnership to mitigate COVID-19 risks and ensure efficient and effective design and implementation of LDCF and SCCF resources. Each project is reviewed by applying additional guidance on COVID-19 to ensure that it has identified key impacts, as well as taken into account the risks and opportunities of the pandemic on the project outcomes. This practice has continued into GEF-8.

33. Since June 2020, the GEF Partnership has been investigating opportunities and taking actions to ensure GEF investments in climate adaptation contribute to addressing the full effect of the COVID-19 pandemic. This includes analyzing and integrating pandemic associated risks, impacts and opportunities into the business of the LDCF and SCCF. The LDCF and SCCF will continue to deepen its investment in opportunities to mitigate impacts of COVID-19 to deliver climate adaptation and resilience benefits and contribute toward green recovery and building back better.

Sectoral Distribution

34. Each LDCF project is focused on one or more sectors. Figure 4 provides a breakdown of the cumulative sectoral distribution of all LDCF projects since inception. Agriculture, water, and climate information services are the sectors with the greatest focus among all LDCF projects, followed by the nature-based solutions.

Figure 4: Sectoral Distribution of LDCF Projects since Inception



SPECIAL CLIMATE CHANGE FUND

Pledges and Contributions to the SCCF

37. As of March 31, 2023, 16 donors pledged and signed Contribution Agreements or Contribution Arrangements amounting to \$396.17 million. The Trustee has received \$362.82 million in cash receipts to date from these donors, which is equivalent to 91.6 percent of all resources pledged.⁴⁶ Figure 5 presents annual SCCF contributions and cumulative resources received by fiscal year.

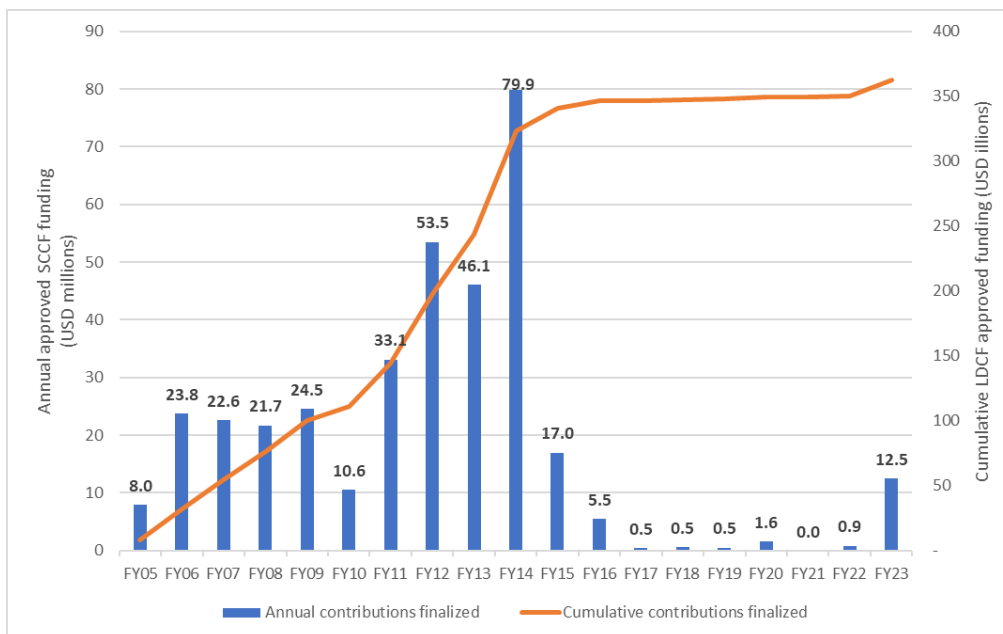
38. Alliance of Small Island States (AOSIS), Ireland, and Switzerland issued a joint appeal at COP27, on November 11, 2022, to encourage all contributors in a position to do so to help mobilize timely support for the adaptation priorities of SIDS, by making voluntary contributions to the SCCF. A pledging session was held on November 15, 2022, at COP 27, in which \$35.0

⁴⁶ GEF Trustee, 2022, [Status Report for the SCCF](#), LDCF.SCCF.33/Inf.03.

million was committed for the SCCF, by Denmark, Germany, Ireland, Slovenia, and Switzerland.⁴⁷ This marks the first time that Slovenia has contributed to the SCCF.

39. During the reporting period, \$12.53 million in new contributions were received to the SCCF, from Canada, Denmark, Ireland, Slovenia, Switzerland, and the United Kingdom. Funds available to support the Council or CEO decision were \$23.89 million as of March 31, 2023.

Figure 5: Annual SCCF Contributions and Cumulative Resources Received by Fiscal Year as of March 31, 2023 (USDeq million)⁴⁸



Progress in SCCF Operations

40. As of March 31, 2023, cumulative funding decisions by the Council and the CEO amounted to a total of \$365.14 million, according to the Trustee Status Report for the SCCF. Of the total amount approved, \$321.67 million was for projects and project preparation activities, \$31.81 million was for fees, and \$11.66 million was for administrative expenses and corporate activities of the SCCF.⁴⁹ There is a total of 94 projects approved under the SCCF since

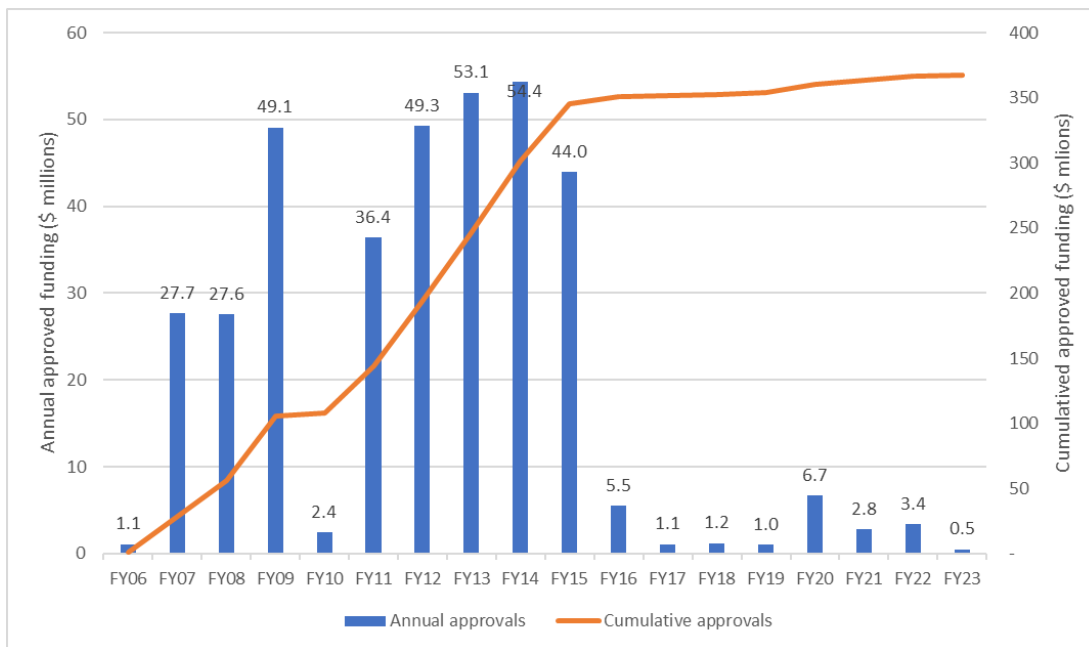
⁴⁷ During this reporting period, at UNFCCC COP27 in November 2022, the following countries announced the new contributions to the SCCF: 75 million Danish Kroner from Denmark subject to parliamentary approval, 10 million Euros from Germany subject to parliamentary approval, 2 million Euros from Ireland, 70,000 Euros from Slovenia subject to the approval of the government, and 10 million Swiss Francs from Switzerland subject to parliamentary approval. More information about pledges made to the SCCF at UNFCCC COP27 is provided in provided in a [Joint statement on donors' pledge of \\$105.6 million and confirmation of support to the LDCF and SCCF made on November 15, 2022](#).

⁴⁸ Amounts in this table are provided by the Trustee based on the USD equivalence at the time of cash receipt.

⁴⁹ Ibid.

inception.⁵⁰ Annex II presents a complete list of approved projects to date under SCCF-A and B. Figure 6 shows SCCF approvals by fiscal year.

Figure 6: Annual and Cumulative SCCF Funding Approvals by Fiscal Year as of March 31, 2023 (\$ million)⁵¹



Approvals and CEO Endorsements

41. During the reporting period, one new FSP had its PIF approved with \$0.51 million in support from the SCCF. This was an MTF with the LDCF, titled *Vulnerable Twenty Group Funding Programme to Leverage Adaptation by Averting and Minimizing Impacts of Climate Change*.

42. Also during this reporting period, two MSPs were CEO approved though the two-step approach. These two projects have a total value of \$0.90 million in SCCF finance. Both projects are MTFs with the LDCF and are supported through the Challenge Program for Adaptation Innovation.

⁵⁰ This data is based on information from the GEF Portal as of March 31, 2023.

⁵¹ The data reflected in this figure is based on reporting information from the GEF Portal as of March 31, 2023.

Table 6: CEO Endorsed SCCF Projects during the Reporting Period

GEF ID	Project Title	Agency	PIF approval date	CEO approval date	MTF with LDCF	Total SCCF Amount (\$)*	Co-financing at CER (\$)
10929	Public-Private Blended Finance Facility for Climate-Resilient Rice Landscapes	FAO	4/27/2022	1/25/2023	Yes	0.30 million	0.91 million
10927	Acceleration of financial technology-enabled climate resilience solutions	UNIDO	6/03/2022	2/22/2023	Yes	0.60 million	5.25 million

*Includes GEF project grant, agency fees, PPG, and PPG fees.

43. While the SCCF window A for SIDS received increased support during this reporting period, window B for technology transfer, innovation and private sector engagement continues to be resource constrained. The lack of funds in SCCF window B continues to limit the GEF’s programming potential to address climate adaptation priorities, particularly for countries that are not LDCs or SIDS, as well as for the areas of technology transfer, innovation, and private sector engagement.

44. In total, 91 SCCF projects had been CEO endorsed or approved as of March 31, 2023, including the two projects that were CEO approved during this reporting period and reflected in Table 6 above.

45. The following is the project that was PIF approved during this reporting period, with a brief description of its expected results and impacts.

46. *Vulnerable Twenty Group Funding Programme to Leverage Adaptation by Averting and Minimizing Impacts of Climate Change* (GEF ID 11055, Global, Agency: UNIDO, SCCF financing: \$514,782⁵²). This MTF project financed with the LDCF will enhance access to finance for adaptation by supporting the deployment of innovative adaptation solutions. As a dedicated cooperative initiative of 58 vulnerable countries to the impacts of climate change, the Vulnerable Twenty Group (V20) will work through dialogue and action to tackle climate actions that can address the 25.0 percent decline of their economies attributed to climate change. The project will provide resources directly into affected communities of the V20 group's member countries through innovative climate adaptation projects and interventions supported by micro, small and medium-sized enterprises (MSMEs) and civil society organizations (CSOs). The V20

⁵² Including Agency fees and PPG.

will also mobilize additional resources for addressing loss and damage in its member states, thus contributing to the goal of doubling the adaptation finance for vulnerable countries by 2025. The project will further create and operationalize a V20 Funding Programme (VFP) that will directly support a range of innovative adaptation interventions such as community infrastructure and livelihood asset repair, climate resilient reconstruction and rehabilitation for communities most recently impacted by extreme weather events to build back better standards. This will be achieved through enhanced access to knowledge and building capacity of decision makers and beneficiaries to implement adaptation action, by (i) creating distribution and support channels of adaptation technologies, and services, (ii) generating and disseminating knowledge material and (iii) raising awareness of key stakeholders on climate change vulnerability and availability of climate adaptation technologies and services.

47. There was no new MSP supported by only SCCF that had CEO approval or being prepared for CEO approval during this reporting period. The June 2023 Work Plan is expected to include one project supported by the SCCF that is focused on a SIDS, and one project focused on technology, innovation, and private sector engagement.

Agency Involvement in SCCF Projects

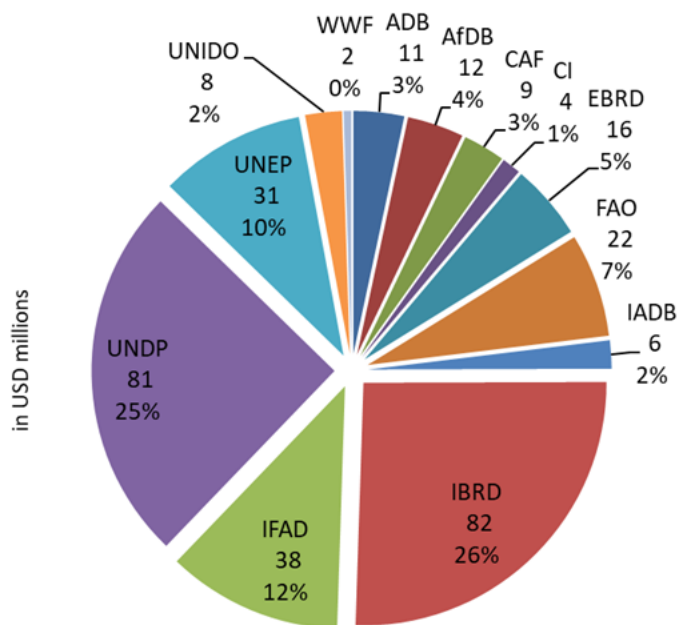
48. As of March 31, 2023, thirteen GEF Agencies were involved in SCCF projects.⁵³ The World Bank holds the largest share of the portfolio at 26 percent, followed by UNDP at 25 percent, 12 percent by IFAD, and 10 percent by UNEP, as shown in Figure 7.⁵⁴

49. No changes in the number of Agencies involved in SCCF projects was recorded during this reporting period. The total share of SCCF resources by MDBs and IFAD remained significant, with 55 percent of all resources.

⁵³ This figure is based on information provided in the Trustee Report

⁵⁴ GEF Trustee, 2023, [Status Report of the SCCF](#), GEF/LDCF.SCCF.34/Inf.03.

Figure 7: Distribution of SCCF Financing by Agency as of March 31, 2023 (\$ million)⁵⁵



Expected Results under the SCCF

50. By the end of the reporting period, all 91 of 94 SCCF projects have been endorsed or approved by the CEO.⁵⁶ Of these projects, 47 have completed implementation.⁵⁷

51. Table 7 provides a summary of the quantitative results indicators from SCCF projects.⁵⁸ Full expected results are detailed in the results frameworks specific to each project, available in the project documents posted on the GEF website.⁵⁹ In response to a request made at the 14th LDCF/SCCF Council in June 2013, the Secretariat, in its Annual Monitoring Reviews of the LDCF and the SCCF, continues to provide a summary of actual portfolio-level results of projects.⁶⁰

52. Projects approved for SCCF support aim to directly reduce the vulnerability of 8.91 million people. Furthermore, SCCF projects support countries in their efforts to develop or strengthen an estimated 486 policies, plans, and processes that identify, prioritize, and

⁵⁵ Ibid.

⁵⁶ This includes one-step approvals of MSPs.

⁵⁷ From the GEF Portal.

⁵⁸ The LDCF SCCF core indicators have been revised for GEF-8 and expected impacts for new core indicators will be reflected as projects are approved during the GEF-8 period.

⁵⁹ Project documents can be found on <https://www.thegef.org/projects>.

⁶⁰ GEF, 2023, *FY22 Annual Monitoring Review of the Least Developed Countries Fund and the Special Climate Change Fund*, Council Document GEF/LDCF.SCCF.34/04.

integrate climate change adaptation strategies and measures. Additionally, SCCF projects train an estimated 219,765 people to identify, prioritize, implement, monitor and/or evaluate adaptation strategies and measures.

Table 7: Expected Results for approved SCCF projects as of March 31, 2023⁶¹

Indicator	Total Value ⁶²
Direct beneficiaries	8.91 million people ⁶³
Land better managed to withstand the effects of climate change ⁶⁴	5.16 million hectares
People trained to identify, prioritize, implement, monitor and/or evaluate adaptation strategies and measures	219,765 ⁶⁵
Policies, plans, and processes developed or strengthened to identify, prioritize, and integrate adaptation strategies and measures	486

53. Since the start of GEF-6 in July 2014, which is when LDCF/SCCF began systematically tracking sex disaggregated data, 1.19 million of the 2.52 million (47.2 percent) expected project beneficiaries of SCCF projects during this time period are female, and 26,789 of the 58,623 thousand (45.6 percent) expected people trained are female.

Sectoral Distribution

54. Each SCCF project focusses on one or more sectors. Table 8 provides a breakdown of the cumulative sectoral focus on all SCCF projects since inception. Water, agriculture, and climate information are the sectors with the greatest focus among all SCCF projects, followed by the sector of nature-based solutions.

⁶¹ These estimated results for core indicators include figures from MTF projects financed by the SCCF. The integrity of reporting on expected results has continued to improve with in depth analysis of all SCCF projects since inception.

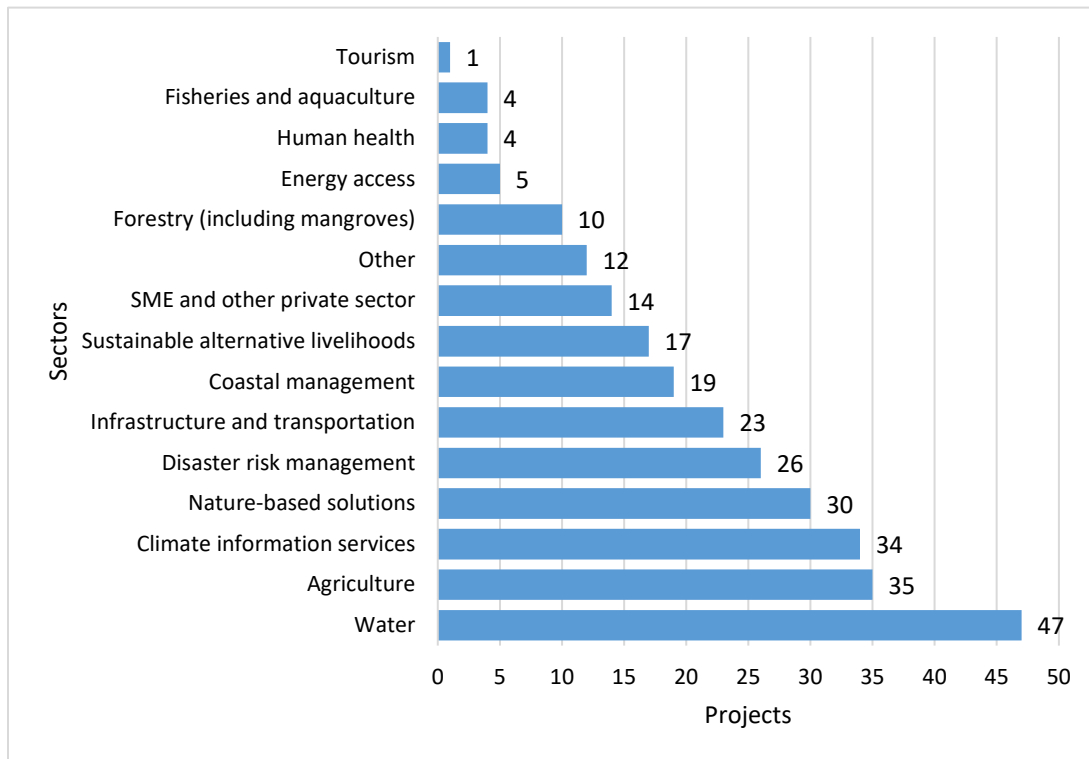
⁶² These values refer to all approved projects, including PIF approvals and CEO endorsements/approvals.

⁶³ For information on sex disaggregated data, please see paragraph 54 which provides relevant data for the GEF-6 and GEF-7 period. The GEF started systematically tracking sex disaggregated data in July 2014 at the beginning of GEF-6.

⁶⁴ Given the significant share of projects that target agriculture and food systems as a priority sector, this figure includes production systems, as well as other vulnerable land such as catchments and coastal zones.

⁶⁵ For information on sex disaggregated data, please see paragraph 54 which provides relevant data for the GEF-6 and GEF-7 period. Please note the GEF starting systematically tracking sex disaggregated data in July 2014 at the beginning of GEF-6.

Figure 8: Sectoral Distribution of SCCF Projects Since Inception



MULTI-TRUST FUND PROJECTS (MTFs)

55. To date, there have been a total of 41 projects and six programmatic approaches that draw resources from multiple trust funds involving the LDCF and/or SCCF. Of these 41 MTF projects, 10 draw resources from both the LDCF and SCCF, 21 draw from the LDCF and GEF Trust Fund, and 8 draw from the SCCF and GEF Trust Fund.

56. The ability to advance integration and mainstreaming of adaptation with support from multiple trust funds is a unique and positive feature of the GEF, as this supports integration and seek synergy across different climate and global environmental dimensions. The GEF Secretariat will continue its efforts to facilitate such programming as appropriate, taking into consideration national needs, opportunities for systemic impact, and programming priorities.

IMPLEMENTATION OF GEF-8 STRATEGY ON ADAPTATION TO CLIMATE CHANGE: DEDICATED PROGRAMS

57. The GEF-8 Programming Strategy include a new initiative called the Dedicated Programs, a corporate program that provides targeted support for communications and visibility enhancement, outreach and capacity support for country planning and programming with a focus on enabling access, and organizational learning and coordination.

58. During this reporting period, work continued to further elaborate these Dedicated Programs and to implement activities, as part of the Secretariat efforts for the GEF-8 launch.

Dedicated Program I. Communications and Visibility Enhancements

59. The GEF-8 Strategy on Adaptation to Climate Change identifies the need to enhance the profile and visibility of the LDCF and SCCF. This includes development of a robust communications strategy for the funds to meet their growing ambitions and highlight their work and results. Planned efforts to enhance visibility include the elaboration and execution of the communications strategy, which will aim to bolster public and stakeholder awareness about the LDCF and SCCF and the projects they support in LDCs, SIDS, and other climate-vulnerable countries.

60. This communications strategy will amplify efforts already underway to create and distribute editorial and social media content related to LDCF- and SCCF-funded projects. This includes broadening outreach by developing and strengthening partnerships with communications counterparts in the climate change and adaptation space, including past Challenge Program for Adaptation Innovation winners. Visibility and outreach efforts related to donor commitments and the outcomes of LDCF/SCCF Council meetings will continue, supported by the monthly GEF newsletter, updated GEF website, and GEF social media channels - using the hashtags #LDCF and #SCCF.

61. After the current reporting period and prior to publication of this Progress Report, the GEF Secretariat has taken further action on communicating the value and progress of the LDCF and SCCF. This has included updating the climate change adaptation section of the GEF website and associated content,⁶⁶ production of introductory videos to the LDCF and SCCF in English, French, and Spanish⁶⁷, and hiring of a full-time consultant to strengthen communications related to the LDCF and SCCF, and the preparation of the detailed draft communication strategy referenced above.

Dedicated Program II. Outreach and Capacity Support for LDCF and SIDS Planning and Programming

62. Notable progress has been made during this reporting period under the Dedicated Program on “Outreach and Capacity Support for LDC and SIDS Planning and Programming”. Of the series of regional programming workshops envisioned for LDCs and SIDS during GEF-8, one took place during the reporting period, discussed below, and another was in advanced stages of preparation.⁶⁸

⁶⁶ GEF, 2023, [Climate Change Adaptation](#).

⁶⁷ LDCF video is available links here in English, French, Spanish; SCCF video is available linked here in English, French, Spanish

⁶⁸ A workshop for francophone LDCs was held for 16 francophone African LDCs and Haiti, in Dakar, Senegal, after this reporting period, from April 24-27, 2023.

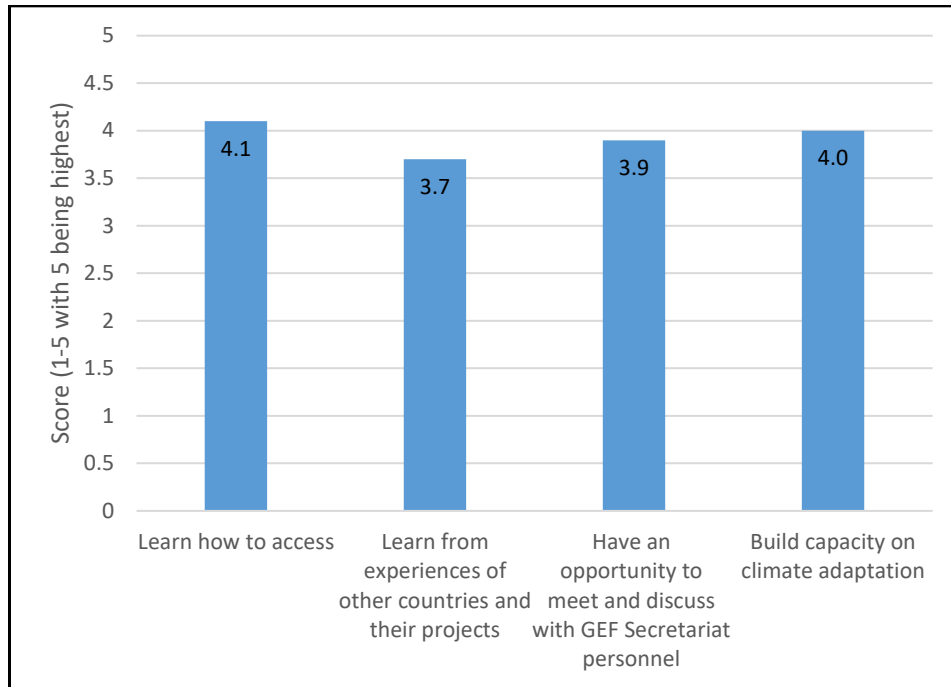
63. The GEF organized the first sub-regional adaptation programming and strategy workshop on March 23-24, 2023, in Maputo, Mozambique. It was held back-to-back with the GEF's Southern Africa Expanded Constituency Workshop (ECWs), and was attended by participants from five LDCs (Angola, Lesotho, Malawi, Mozambique and Zambia). This workshop was attended by over 30 participants, of which 48 percent were female. Participants included GEF Operational Focal Points, UNFCCC national focal points, climate adaptation experts from various ministries and national institutions, civil society organization (CSO) representatives, and GEF Agencies.

64. The objective of the programming workshops is to help countries strengthen the design of LDCF project concepts for greater adaptation impact, and to enhance access to adaptation finance and enable coordinated programming across various funding sources. The workshop in Maputo covered key topics such as requirements for accessing LDCF and SCCF finance, the LDCF/SCCF project cycle, designing for impact, strengthening the scientific basis of project concepts coordination with GCF programming, and other key topics. The Chair of the LDC Group under the UN Climate process also shared guidance and insights on the adaptation landscape.

65. The GEF agencies shared lessons from implementation of projects through Learning Stations that showcased an LDCF project in Mozambique and provided participants the opportunity to learn about the project activities, success stories, lessons learned, and challenges. The interactive session also allowed participants to reflect and share experiences from other projects, highlighting achievements, challenges, and sustainability of project interventions. The workshop was delivered through interactive sessions including videos, PowerPoint presentations, online polls and project concept brainstorming sessions among participants. Participants gained insights on the entire project development process. Figure 10 below shows positive feedback received from the participants on the value of the workshop. All participants expressed a strong interest in attending similar workshops in the future.

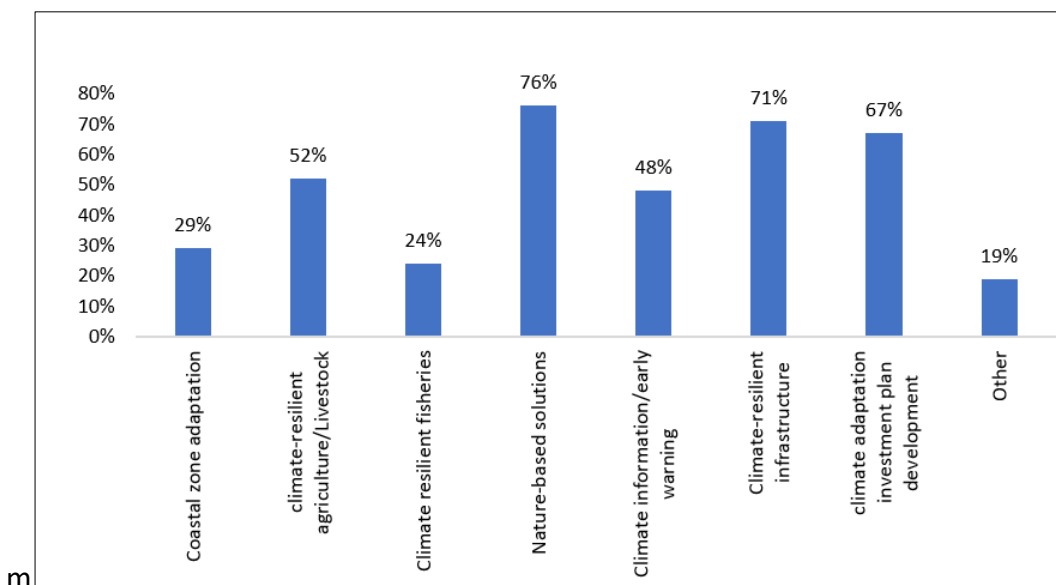
66. Participants engaged in vibrant discussions about the sustainability of farmer field schools, early warning systems (including building technical capacity for operations and maintenance), and safeguarding adaptation projects from the impacts of imminent climate disasters, amongst other topics.

Figure 9: Participants' Perceived Value of the Workshop



67. Participants were also asked about their interests in specific themes related to climate change adaptation. The results of their responses showed that many of the participants were interested in nature-based solutions (76.2 percent), followed by climate resilient infrastructure (71.4 percent, and climate adaptation investment (66.7 percent). This insight provided by participants will help define areas of focus for further learning activities.

Figure 10: Participants Interests in Themes for Further Learning



Dedicated Program III. Organizational Learning and Coordination

68. With almost 500 approved projects, many of which have been completed or are under implementation, the LDCF and SCCF portfolios provide an invaluable resource of climate change adaptation experiences and learning. In the GEF-8 period, the Secretariat will enhance portfolio- and partnership-oriented learning. The objective of this dedicated program is to enable the fund- and portfolio-level learning by creating, acquiring, and sharing knowledge and insights, with a strong focus on projects in the field. This learning gained will drive ongoing design and performance improvements of the LDCF and SCCF.

69. An implementation plan and small technical advisory group will be formed to ensure most critical priorities and emerging needs for climate adaptation learning are addressed. The advisory group will build on the series of consultations that took place during the process of developing the GEF-8 LDCF/SCCF Programming Strategies, as well as the regional workshop series as part of Dedicated Program 2. Advisory group members will be selected based on their thought leadership and expertise in key GEF-8 themes, focus areas, and programming entry points. Attention will also be given to ensuring an appropriate balance of regions and genders, as well as representation of youth, indigenous peoples, civil society, and private sector actors. Other funds that support climate change adaptation, such as GCF, Adaptation Fund, and Climate Investment Funds may also be invited to the advisory group, to learn from their experience as well as to share LDCF and SCCF learning with them.

70. During this reporting period, GEF OFPs, UNFCCC OFPs, other country representatives, and thematic technical specialists, provided initial reflections on priorities for learning focus areas through regional workshops as part of Delivery Program II outlined above, and other forums. Topics that were highlighted in these initial consultations as being of particular interest included nature-based solutions, climate resilient infrastructure, climate adaptation investment plan development, and opportunities for catalyzing private sector engagement. Learning topics will be further identified at other regional workshops and will serve as input to the advisory group in defining learning focus areas.

71. Learning focus areas will be determined based on criteria such as importance in GEF-8 period, significance and urgency of knowledge gaps, and potential areas of importance looking into GEF-9 period. For example, learning focus areas may include, but not limited to: national climate adaptation investment plan development; policy coherence for climate adaptation and resilience; climate adaptation impact measures and monitoring agriculture, food security and health; nature-based solutions; early warning and climate information systems; climate resilience of energy production, transmission, and storage; gender considerations for climate adaptation and resilience; locally-led adaptation; climate resilience debt swaps; climate resilience impact bonds, investment funds for climate adaptation and resilience; green banking for localized climate adaptation and resilience; and climate resilience insurance. Learning and knowledge sharing activities will be carried out with a strong view to enabling south-south learning.

72. Findings will be shared through white papers, blogs, journal articles, regional workshops, and technical clinics through Dedicated Program 2, as well as UNFCCC and other global and regional fora, with close collaboration and support from the Dedicated Program 1 on Communications and Visibility Enhancement. Learning and knowledge sharing activities will be carried out with a strong view to enabling south-south learning.

CHALLENGE PROGRAM FOR ADAPTATION INNOVATION

73. The Challenge Program for Adaptation Innovation was launched in 2019, in alignment with the approved adaptation programming strategy for GEF-7. The objective of this program is to catalyze innovation to harness the power of private sector actors for achieving adaptation results. The Challenge Program aims to test and validate potentially scalable, bankable, or otherwise fundable investment approaches, business models, partnerships, and technologies.

74. The Challenge Program for Adaptation Innovation has been successful in attracting and engaging a range of new partners with whom the GEF had not yet been able to directly partner with through conventional programming. Several private sector and other partners involved in this program are engaging directly for the first time in a GEF project. The Challenge Program has served as a model for design of the Small Grants Program and the Competition window under the GEF Trust Fund for the GEF-8 period.

75. In total, 19 winning projects have been invited to partner with GEF Agencies in submitting projects, consistent with GEF standard policies and procedures. All projects supported through the first round of this program are under implementation. Of the ten projects selected through the second round, four were CEO approved by the end of this reporting period. At the time of publication of this report, an additional five projects had been CEO approved.

76. A project was included in the June 2023 Work Program being considered by the LDCF/SCCF Council, titled Amplifying the Impact of the GEF “Challenge Programme for Adaptation Innovation” through Learning and Knowledge Management. This project will strengthen innovation and the role of the private sector in accelerating climate adaptation innovation through learning and knowledge management. The project will capture and share learning from projects supported through the Challenge Program for Adaptation Innovation, to strengthen design and implementation of other LDCF and SCCF projects, including but not limited to the Challenge Program for Adaptation Innovation, as well as help advance the practices of engaged stakeholders more broadly. Supported by a central website and learning strategy, three communities of practice will be managed by key partners throughout the life of the project to overcome timely challenges and opportunities for innovation and private sector engagement in climate adaptation. These will focus on design, capitalization, and management of investment funds; MSME incubation and acceleration; and impacts and measures metrics with private sector perspectives.

77. The GEF-8 Strategy for Climate Change Adaptation calls for a four-fold increase in LDCF and SCCF support to climate adaptation innovation and private sector engagement through this

challenge program up to \$80.00 million, to be financed equally by the LDCF and SCCF, subject to availability of resources.

OVERVIEW OF CONTRIBUTIONS, COST STRUCTURE AND VISIBILITY

78. The tables presented in this section provide an analysis on contribution levels and diversification, efficiency of cost structure, and visibility of the LDCF and the SCCF. This information is based on a fiscal year cycle, and therefore is updated in each Progress Reports presented to the LDCF/SCCF Council held in November or December of each calendar year. As such, the figures below were presented in the Progress Report to the 33rd LDCF/SCCF Council.⁶⁹

79. The number of media stories and mentions in the media of LDCF and SCCF increased to a total of 975 in FY22 from 240 in FY21, which represents an increase of 406.3 percent. With regards to the SCCF specifically, it is noteworthy that although this trust fund has been resourced constrained in recent years, it received the attention of 325 media stories in FY22. This media attention for SCCF projects suggests there may be strong visibility value to be gained if this trust fund would become well-funded.

Table 8: Contributions to the LDCF and the SCCF in FY22⁷¹

	LDCF	SCCF	Total
Value of pledges in FY22 (USD eq million)	\$207.45	\$0.85	\$208.30
Number of donors that pledged in FY22	11	1	11 ⁷⁰
Contributions finalized in FY22 (USD eq million)	\$169.59	\$0.85	\$170.75
Cumulative pledges and contributions at end of FY22 (USD eq million)	\$1,943.15	\$356.94	\$2,300.09
Cumulative contributions finalized at end of FY22 (USD eq million)	\$1,824.00	\$355.27	\$2,179.27
Contributions against pledges	93.9 percent	99.5 percent	

Table 9: Cost Structure for FY22

	LDCF	SCCF
Project management cost (PMC) against project financing approved ⁷²	4.7 percent	8.1 percent

⁶⁹ GEF, 2022, [Progress Report on the Least Developed Countries Fund and the Special Climate Change Fund](#), LDCF.SCCF.33/04.

⁷⁰ Switzerland contributed to both the LDCF and the SCCF.

⁷¹ Based on figures provided by the Trustee.

⁷² As indicated in the [Guidelines on the Project and Program Cycle Policy \(2020 Update\)](#), PMCs for FSPs are not recommended to exceed five percent of GEF project financing; while PMCs for MSPs shall not exceed ten percent of GEF project financing. Inclusive of project financing, PPG, and Agency fees.

GEF Secretariat administrative expenses as a share of total project financing approved ⁷³	1.4 percent	23.5 percent ⁷⁴
------------------------------------------------------------------------------------------------------	-------------	----------------------------

Table 10: Visibility of the LDCF and the SCCF for FY22

	LDCF	SCCF	Total
Number of page views on the GEF Web site containing keywords 'adaptation', 'LDCF', or 'SCCF'			22,956
Number of stories/mentions in media	531	325	975 ⁷⁵

⁷³ Inclusive of project financing, PPG, and Agency fees.

⁷⁴ The difference in the percentage of GEF Secretariat administrative expenses as a share of total project financing approved for LDCF and SCCF is due to the relatively high amount of LDCF project finance approved in FY22, in comparison to the relatively small amount of SCCF finance approved in FY22.

⁷⁵ 531 LDCF media mentions, 325 media mentions, and 19 climate change adaptation pieces of relevance to both LDCF and SCCF.

ANNEX I: APPROVED PROJECTS AND PROGRAMS UNDER THE LDCF AS OF MARCH 31, 2023

- This list excludes Enabling Activity projects, most of which are NAPA preparation projects.
- The list includes Programmatic Approaches (PFDs) and does not list individual child projects to avoid double counting.
- The data are from the GEF Portal, which may include some discrepancies and are under review.
- The financial figures are at the time of the Council Approval and CEO approval for MSPs.
- Projects that had PIFs approved during the reporting period (October 1, 2022 to March 31, 2023) are identified with “*”.

GEF ID	Project Title	GEF Phase	Agency	Countries	Type	Implementation Status	Project Financing (\$)	Agency Fee (\$)	PPG (\$)	PPG Fee (\$)	Co-Financing (\$)
2040	Technical Assistance to Least Developed Countries (LDCs) to Implement the UNFCCC/CP8 Decision	GEF - 3	UNDP	Global	MSP	Project Implemented	633,538	60,206	-	-	238,000
2190	Technical Assistance to Francophone LDCs to Implement the UNFCCC/CP8 Decision	GEF - 3	UNDP	Angola, Benin, Burkina Faso, Burundi, Cabo Verde, Comoros, Djibouti, Guinea, Guinea-Bissau, Equatorial Guinea, Haiti, Madagascar, Mali, Mauritania, Niger, Central African Republic, Congo DR, Sao Tome and Principe, Senegal, Togo, Chad	MSP	Project Implemented	211,126	-	-	-	38,000
3219	Reducing Climate Change-induced Risks and Vulnerabilities from Glacial Lake Outbursts in the Punakha-Wangdi and Chamkhar Valleys	GEF - 4	UNDP	Bhutan	FSP	Project Implemented	3,445,050	362,505	180,000	-	3,486,224
3287	Community Based Adaptation to Climate Change through Coastal Afforestation	GEF - 4	UNDP	Bangladesh	FSP	Project Implemented	3,300,000	340,000	100,000	-	6,080,000
3302	Climate Adaptation for Rural Livelihoods and Agriculture (CARLA)	GEF - 4	AfDB	Malawi	FSP	Project Implemented	3,000,000	327,448	274,475	-	24,505,000

GEF ID	Project Title	GEF Phase	Agency	Countries	Type	Implementati on Status	Project Financing (\$)	Agency Fee (\$)	PPG (\$)	PPG Fee (\$)	Co-Financing (\$)
3358	Integrating Climate Change Risks into the Agriculture and Health Sectors in Samoa	GEF - 4	UNDP	Samoa	MSP	Project Implemented	2,000,000	205,000	50,000	-	2,100,000
3404	Promoting Climate-Resilient Water Management and Agricultural Practices	GEF - 4	UNDP	Cambodia	MSP	Project Implemented	1,850,000	195,000	100,000	-	1,950,000
3408	Implementing NAPA Priority Interventions to Build Resilience in the most Vulnerable Coastal Zones in Djibouti	GEF - 4	UNEP	Djibouti	FSP	Project Implemented	2,070,000	214,500	75,000	-	1,897,000
3430	Implementing NAPA Priority Interventions to Build Resilience in the Agriculture and Water Sectors to the Adverse Impacts of Climate Change	GEF - 4	UNDP	Sudan	FSP	Project Implemented	3,300,000	340,000	100,000	-	3,000,000
3581	Building Adaptive Capacity and Resilience to Climate Change in the Water Sector in Cape Verde	GEF - 4	UNDP	Cabo Verde	FSP	Project Implemented	3,000,000	310,000	100,000	-	13,680,000
3684	Strengthening Adaptation Capacities and Reducing the Vulnerability to Climate Change in Burkina Faso	GEF - 4	UNDP	Burkina Faso	FSP	Project Implemented	2,900,000	300,000	100,000	-	6,300,000
3689	Adaptation to the effects of drought and climate change in Agro-ecological Zone 1 and 2 in Zambia	GEF - 4	UNDP	Zambia	FSP	Project Implemented	3,795,000	389,500	100,000	-	7,000,000
3694	Increasing Resilience of Coastal Areas and Community Settlements to Climate Change	GEF - 4	UNDP	Tuvalu	FSP	Project Implemented	3,300,000	336,000	60,000	-	3,080,000
3701	Enhancing Climate Risk Management and Adaptation in Burundi (ECRAMB)	GEF - 5	AfDB	Burundi	FSP	Project Implemented	3,080,000	308,000	125,610	12,561	15,660,000
3703	Increased Resilience and Adaptation to Adverse Impacts of Climate Change in Guinea's Vulnerable Coastal Zones	GEF - 4	UNDP	Guinea	FSP	Project Implemented	2,970,000	307,000	100,000	-	5,150,000
3704	Integrated Adaptation Programme to Combat the Effects of Climate	GEF - 4	UNDP	Benin	FSP	Project Implemented	3,410,000	349,000	80,000	-	6,920,000

GEF ID	Project Title	GEF Phase	Agency	Countries	Type	Implementati on Status	Project Financing (\$)	Agency Fee (\$)	PPG (\$)	PPG Fee (\$)	Co-Financing (\$)
	Change on Agricultural Production and Food Security										
3716	Integrating Adaptation to Climate Change into Agricultural Production and Food Security in Sierra Leone	GEF - 4	IFAD	Sierra Leone	FSP	Project Implemented	2,644,800	264,480	100,000	10,000	2,775,000
3718	Building the Capacity of the Agriculture Sector in DR Congo to Plan for and Respond to the Additional Threats Posed by Climate Change on Food Production and Security	GEF - 4	UNDP	Congo DR	FSP	Project Implemented	3,000,000	310,000	100,000	-	4,000,000
3728	Strengthening of The Gambia's Climate Change Early Warning Systems	GEF - 4	UNEP	Gambia	MSP	Project Implemented	930,000	-	30,000	3,000	1,085,000
3733	Strengthening Adaptive Capacities to Address Climate Change Threats on Sustainable Development Strategies for Coastal Communities in Haiti	GEF - 4	UNDP	Haiti	FSP	Project Implemented	3,500,000	360,000	100,000	-	7,000,000
3776	Enhancing Adaptive Capacity and Resilience to Climate Change in the Agriculture Sector in Mali	GEF - 4	UNDP	Mali	FSP	Project Implemented	2,340,000	234,000	100,000	10,000	6,765,000
3798	Increasing Resilience to Climate Change and Natural Hazards	GEF - 4	World Bank	Vanuatu	FSP	Under Implementati on	5,580,000	573,000	150,000	-	3,150,000
3838	Reducing Vulnerability to Climate Change by Establishing Early Warning and Disaster Preparedness Systems and Support for Integrated Watershed Management in Flood Prone Areas	GEF - 4	UNEP	Rwanda	FSP	Project Implemented	3,486,000	348,600	150,000	15,000	3,300,000
3841	Improvement of Early Warning System to Reduce Impacts of Climate Change and Capacity Building to Integrate Climate Change into Development Plans	GEF - 4	UNEP	Lesotho	FSP	Project Implemented	1,735,000	173,500	50,000	5,000	1,763,000

GEF ID	Project Title	GEF Phase	Agency	Countries	Type	Implementati on Status	Project Financing (\$)	Agency Fee (\$)	PPG (\$)	PPG Fee (\$)	Co-Financing (\$)
3847	Integrating Climate Change Risks into Resilient Island Planning	GEF - 4	UNDP	Maldives	FSP	Project Implemented	4,485,000	448,500	60,000	6,000	4,250,000
3857	Adapting Water Resource Management in Comoros to Increase Capacity to Cope with Climate Change	GEF - 4	UNDP	Comoros	FSP	Project Implemented	3,400,000	340,000	100,000	10,000	5,500,000
3885	Enhancing Resilience of Vulnerable Coastal Areas to Climate Change Risks	GEF - 4	UNDP	Liberia	FSP	Project Implemented	4,900,000	490,000	100,000	10,000	2,900,000
3890	Vulnerability Assessment and Adaptation Programme for Climate Change in the Coastal Zone of Cambodia Considering Livelihood Improvement and Ecosystems	GEF - 4	UNEP	Cambodia	MSP	Project Implemented	1,635,000	163,500	50,000	5,000	2,985,000
3893	Support to the Adaptation of Vulnerable Agricultural Production Systems	GEF - 4	IFAD	Mauritania	FSP	Under Implementation	3,500,000	350,000	100,000	10,000	4,500,000
3916	Implementing NAPA Priority Interventions to Build Resilience and Adaptive Capacity of the Agriculture Sector to Climate Change	GEF - 4	UNDP	Niger	FSP	Project Implemented	3,500,000	360,000	-	-	10,950,000
3979	Integrating Climate Resilience into Agricultural Production for Food Security in Rural Areas	GEF - 4	FAO	Mali	FSP	Project Implemented	2,106,818	210,682	75,000	7,500	4,150,000
4018	Sao Tome and Principe Adaptation to Climate Change	GEF - 4	World Bank	Sao Tome and Principe	FSP	Project Implemented	4,147,800	414,780	282,500	28,250	3,290,000
4019	Strengthening Resilience and Adaptive Capacity to Climate Change in Guinea-Bissau's Agrarian and Water Sectors	GEF - 4	UNDP	Guinea-Bissau	FSP	Project Implemented	4,000,000	400,000	130,000	13,000	12,710,000
4034	Improving the Resilience of the Agriculture Sector in Lao PDR to Climate Change Impacts	GEF - 4	UNDP	Lao PDR	FSP	Project Implemented	4,445,450	444,545	100,000	10,000	4,445,450
4068	Increasing Resilience to Climate Variability and Hazards	GEF - 4	World Bank	Kiribati	FSP	Project Implemented	3,000,000	300,000	-	-	3,300,000

GEF ID	Project Title	GEF Phase	Agency	Countries	Type	Implementation Status	Project Financing (\$)	Agency Fee (\$)	PPG (\$)	PPG Fee (\$)	Co-Financing (\$)
4141	Developing Core Capacity to Address Adaptation to Climate Change in Productive Coastal Zones	GEF - 4	UNEP	Tanzania	FSP	Project Implemented	3,356,300	335,630	100,000	10,000	7,650,000
4216	Integration of Climate Change Risk and Resilience into Forestry Management (ICCRIFS)	GEF - 4	UNDP	Samoa	FSP	Project Implemented	2,400,000	240,000	50,000	5,000	2,400,000
4222	Promoting Autonomous Adaptation at the community level in Ethiopia	GEF - 4	UNDP	Ethiopia	FSP	Project Implemented	5,307,885	530,788	101,500	10,150	22,650,000
4227	Building Adaptive Capacity and Resilience to Climate Change in Afghanistan.	GEF - 4	UNEP	Afghanistan	FSP	Under Implementation	5,390,000	539,000	100,000	10,000	16,000,000
4234	Climate Change adaptation project in the areas of watershed management and water retention	GEF - 5	IFAD	Senegal	FSP	Project Implemented	5,000,000	500,000	120,000	12,000	8,825,000
4268	Enhancing Resilience to Climate Change by Mainstreaming Adaption Concerns into Agricultural Sector Development in Liberia	GEF - 4	UNDP	Liberia	FSP	Project Implemented	2,381,400	238,140	75,000	7,500	6,080,000
4274	Strengthening the Adaptive Capacity of Most Vulnerable Sao Tomean's Livestock-keeping Households	GEF - 5	AfDB	Sao Tome and Principe	FSP	CEO Endorsement Cleared	1,985,000	198,500	125,250	12,525	7,650,000
4276	Adaptation in the Coastal Zones of Mozambique	GEF - 5	UNDP	Mozambique	FSP	Project Implemented	4,433,000	443,300	91,000	9,100	8,866,000
4318	Integrated Adaptation Programme to Combat the Effects of Climate Change on Agricultural Production and Food Security in CAR	GEF - 5	UNDP	Central African Republic	FSP	CEO Endorsement Cleared	2,780,000	278,000	70,000	7,000	5,560,000
4431	Increasing Climate Change Resilience of Maldives through Adaptation in the Tourism Sector	GEF - 5	UNDP	Maldives	MSP	Project Implemented	1,650,438	165,043	-	-	1,650,438
4434	Strengthening the Adaptive Capacity and Resilience of Rural Communities Using Micro Watershed Approaches to Climate Change and Variability to Attain Sustainable Food Security	GEF - 5	FAO	Cambodia	FSP	Under Implementation	5,174,364	517,436	-	-	18,805,395

GEF ID	Project Title	GEF Phase	Agency	Countries	Type	Implementation Status	Project Financing (\$)	Agency Fee (\$)	PPG (\$)	PPG Fee (\$)	Co-Financing (\$)
4447	Strengthening Climate Resilience and Reducing Disaster Risk in Agriculture to Improve Food Security in Haiti Post Earthquake	GEF - 5	FAO	Haiti	FSP	Project Implemented	2,727,000	272,700	-	-	5,300,000
4453	Adaptation of Small-scale Agriculture (LASAP)	GEF - 5	IFAD	Lesotho	FSP	Under Implementation	4,330,000	433,000	117,340	11,734	13,000,000
4551	Community Based Flood and Glacial Lake Outburst Risk Reduction	GEF - 5	UNDP	Nepal	FSP	Project Implemented	6,300,000	630,000	63,500	6,350	18,900,000
4554	Effective Governance for Small Scale Rural Infrastructure and Disaster Preparedness in a Changing Climate	GEF - 5	UNDP	Lao PDR	FSP	Project Implemented	4,700,000	470,000	120,000	12,000	25,927,478
4568	Adapting Coastal Zone Management to Climate Change in Madagascar Considering Ecosystem and Livelihoods	GEF - 5	UNEP	Madagascar	FSP	Under Implementation	5,337,500	533,750	129,650	12,965	11,965,000
4570	Adapting Agriculture Production in Togo (ADAPT)	GEF - 5	IFAD	Togo	FSP	Project Implemented	5,354,546	535,454	100,000	10,000	13,000,000
4585	Enhancing the Resilience of Tourism-reliant Communities to Climate Change Risks	GEF - 5	UNDP	Samoa	MSP	Project Implemented	1,950,000	195,000	50,000	5,000	7,100,000
4599	Building Adaptive Capacity to Catalyze Active Public and Private Sector Participation to Manage the Exposure and Sensitivity of Water Supply Services to Climate Change	GEF - 5	UNDP	Sierra Leone	FSP	Under Implementation	2,940,000	294,000	70,000	7,000	25,600,000
4692	Strengthening Resilience of Farming Communities' Livelihoods against Climate Changes in the Guinean Prefectures of Gaoual, Koundara and Mali	GEF - 5	UNDP	Guinea	FSP	Project Implemented	3,716,364	371,636	100,000	10,000	50,630,000
4696	Strengthening the Resilience of Small-Scale Rural Infrastructure and Local Government Systems to Climatic Variability and Risk	GEF - 5	UNDP	Timor Leste	FSP	Project Implemented	4,600,000	460,000	120,000	12,000	24,527,763

GEF ID	Project Title	GEF Phase	Agency	Countries	Type	Implementation Status	Project Financing (\$)	Agency Fee (\$)	PPG (\$)	PPG Fee (\$)	Co-Financing (\$)
4700	Integrating Community-based Adaptation into Afforestation and Reforestation Programmes in Bangladesh	GEF - 5	UNDP	Bangladesh	FSP	Under Implementation	5,650,000	565,000	50,000	5,000	41,619,000
4701	Scaling up Community-Based Adaptation (CBA) in Niger	GEF - 5	UNDP	Niger	FSP	Project Implemented	3,750,000	375,000	50,000	5,000	13,250,000
4702	Integrating Climate Resilience into Agricultural and Pastoral Production for Food Security in Vulnerable Rural Areas through the Farmers Field School Approach	GEF - 5	FAO	Niger	FSP	Under Implementation	3,800,000	-	50,000	4,750	15,200,000
4714	Effective and Responsive Island-level Governance to Secure and Diversify Climate Resilient Marine-based Coastal Livelihoods and Enhance Climate Hazard Response Capacity	GEF - 5	UNDP	Tuvalu	FSP	Project Implemented	4,200,000	420,000	125,000	12,500	19,601,596
4724	Enhancing Resilience of Vulnerable Coastal Areas and Communities to Climate Change in the Republic of Gambia	GEF - 5	UNDP	Gambia	FSP	Project Implemented	8,900,000	890,000	150,000	15,000	41,388,000
4725	Solomon Islands Water Sector Adaptation Project (SIWSAP)	GEF - 5	UNDP	Solomon Islands	FSP	Project Implemented	6,850,000	685,000	150,000	15,000	40,255,000
4797	Climate Proofing Local Development Gains in Rural and Urban Areas of Machinga and Mangochi Districts	GEF - 5	UNDP	Malawi	FSP	Under Implementation	5,318,200	531,820	150,000	15,000	36,000,000
4822	Strengthening Resilience to Climate Change through Integrated Agricultural and Pastoral Management in the Sahelian zone in the Framework of the Sustainable Land Management Approach	GEF - 5	FAO	Mali	FSP	Project Implemented	2,172,727	-	100,000	9,500	9,670,000
4950	Strengthening Liberia's Capability to Provide Climate Information and Services to Enhance Climate Resilient Development and Adaptation to Climate Change	GEF - 5	UNDP	Liberia	FSP	Project Implemented	6,730,000	673,000	100,000	10,000	28,428,289

GEF ID	Project Title	GEF Phase	Agency	Countries	Type	Implementati on Status	Project Financing (\$)	Agency Fee (\$)	PPG (\$)	PPG Fee (\$)	Co-Financing (\$)
4958	Climate Risk Finance for Sustainable and Resilient Rainfed Farming and Pastoral Systems	GEF - 5	UNDP	Sudan	FSP	Under Implementati on	5,700,000	570,000	100,000	10,000	12,200,000
4971	Adapting Natural Resource Dependent Livelihoods to Climate induced Risks in Selected Landscapes in Burkina Faso	GEF - 5	UNDP	Burkina Faso	FSP	Under Implementati on	7,000,000	700,000	120,000	11,400	21,407,000
4974	Enhancing Adaptive Capacity and Resilience to Climate Change in the Agriculture Sector in Comoros	GEF - 5	UNDP	Comoros	FSP	Under Implementati on	8,990,890	899,091	100,000	10,000	35,000,000
4976	Addressing the Risk of Climate-induced Disasters through Enhanced National and Local Capacity for Effective Actions	GEF - 5	UNDP	Bhutan	FSP	CEO Endorsement Cleared	11,491,200	1,149,120	100,000	10,000	45,798,000
4990	Community Disaster Risk Management in Burundi	GEF - 5	UNDP	Burundi	FSP	Under Implementati on	8,715,000	871,500	70,000	7,000	31,300,000
4991	Strengthening Climate Information and Early Warning Systems in Tanzania to Support Climate Resilient Development and Adaptation to Climate Change	GEF - 5	UNDP	Tanzania	FSP	Project Implemented	4,000,000	400,000	100,000	10,000	19,790,000
4992	Strengthening Climate Information and Early Warning Systems to Support Climate Resilient Development and Adaptation to Climate Change	GEF - 5	UNDP	Ethiopia	FSP	Project Implemented	4,900,000	490,000	100,000	10,000	20,750,000
4993	Strengthening Climate Information and Early Warning Systems in Africa to Support Climate Resilient Development and Adaptation to Climate Change	GEF - 5	UNDP	Uganda	FSP	Project Implemented	4,000,000	400,000	100,000	10,000	23,664,000
4994	Strengthening Climate Information and Early Warning Systems in Malawi to Support Climate Resilient Development and Adaptation to Climate Change	GEF - 5	UNDP	Malawi	FSP	CEO Endorsement Cleared	4,000,000	400,000	100,000	10,000	17,136,749

GEF ID	Project Title	GEF Phase	Agency	Countries	Type	Implementati on Status	Project Financing (\$)	Agency Fee (\$)	PPG (\$)	PPG Fee (\$)	Co-Financing (\$)
4995	Strengthening Climate Information and Early Warning Systems in Eastern and Southern Africa for Climate Resilient Development and Adaptation to Climate Change - Zambia	GEF - 5	UNDP	Zambia	FSP	CEO Endorsement Cleared	4,000,000	400,000	100,000	10,000	23,710,000
5002	Strengthening Climate Information and Early Warning Systems in Western and Central Africa for Climate Resilient Development and Adaptation to Climate Change	GEF - 5	UNDP	Benin	FSP	Project Implemented	4,000,000	400,000	100,000	10,000	18,087,302
5003	Strengthening Climate Information and Early Warning Systems in Africa for Climate Resilient Development and Adaptation to Climate Change - Burkina Faso	GEF - 5	UNDP	Burkina Faso	FSP	Project Implemented	4,000,000	400,000	100,000	10,000	24,305,000
5004	Strengthening Climate Information and Early Warning Systems in Sao Tome and Principe for Climate Resilient Development and Adaptation to Climate Change	GEF - 5	UNDP	Sao Tome and Principe	FSP	Project Implemented	4,000,000	400,000	100,000	10,000	17,850,000
5006	Strengthening Climate Information and Early Warning Systems in Africa for Climate Resilient Development and Adaptation to Climate Change	GEF - 5	UNDP	Sierra Leone	FSP	Project Implemented	4,000,000	400,000	100,000	10,000	18,389,000
5014	Integrating Climate Resilience into Agricultural and Pastoral Production for Food Security in Vulnerable Rural Areas Through the Farmers Field School Approach.	GEF - 5	FAO	Burkina Faso	FSP	Project Implemented	3,810,000	381,000	100,000	9,500	19,470,000
5015	Implementing Urgent Adaptation Priorities Through Strengthened Decentralized and National Development Plans.	GEF - 5	UNDP	Malawi	FSP	Project Implemented	4,500,000	450,000	100,000	10,000	15,500,000
5021	Implementing Adaptation Technologies in Fragile Ecosystems of Djibouti's Central Plains	GEF - 5	UNEP	Djibouti	FSP	Under Implementati on	7,360,000	736,000	78,500	7,850	22,080,000

GEF ID	Project Title	GEF Phase	Agency	Countries	Type	Implementati on Status	Project Financing (\$)	Agency Fee (\$)	PPG (\$)	PPG Fee (\$)	Co-Financing (\$)
5037	CPDP: Climate Proofing Development in the Pacific	GEF - 5	ADB	Tuvalu, Vanuatu, Timor Leste	PFD	Council Approved	190,000	15,200	-	-	-
5049	Adaptation to Climate Change in the Coastal Zone in Vanuatu	GEF - 5	UNDP	Vanuatu	FSP	Project Implemented	8,030,000	803,000	250,000	25,000	34,431,217
5056	Strengthening Community Resilience to Climate-induced Disasters in the Dili to Ainaro Road Development Corridor, Timor Leste	GEF - 5	UNDP	Timor Leste	FSP	Project Implemented	5,250,000	498,750	120,000	11,400	78,726,780
5071	Strengthening Climate Services and Early Warning Systems in the Gambia for Climate Resilient Development and Adaptation to Climate Change – 2nd Phase of the GOTG/GEF/UNEP LDCF NAPA Early Warning Project	GEF - 5	UNEP	Gambia	FSP	Under Implementati on	8,000,000	800,000	100,000	10,000	25,360,000
5075	Reducing Vulnerability from Climate Change in the Foothills, Lowlands and the Lower Senqu River Basin	GEF - 5	UNDP	Lesotho	FSP	Under Implementati on	8,398,172	797,828	-	-	26,000,000
5111	Reducing Vulnerability and Increasing Adaptive Capacity to Respond to Impacts of Climate Change and Variability for Sustainable Livelihoods in Agriculture Sector in Nepal	GEF - 5	FAO	Nepal	FSP	Project Implemented	2,689,498	-	50,000	4,750	9,246,506
5124	Strengthening Capacity for Climate Change Adaptation through Support to Integrated Watershed Management Programme in Lesotho	GEF - 5	FAO	Lesotho	FSP	Project Implemented	3,592,694	341,306	60,000	5,700	7,763,000
5174	Rural Adaptation in Yemen	GEF - 5	IFAD	Yemen	FSP	CEO Endorsement Cleared	10,000,000	950,000	80,000	7,600	55,000,000
5177	Promoting Climate-resilient Development and Enhanced Adaptive Capacity to Withstand Disaster Risks in Angola's Cuvelai River Basin	GEF - 5	UNDP	Angola	FSP	Under Implementati on	8,200,000	779,000	150,000	14,250	28,050,000

GEF ID	Project Title	GEF Phase	Agency	Countries	Type	Implementation Status	Project Financing (\$)	Agency Fee (\$)	PPG (\$)	PPG Fee (\$)	Co-Financing (\$)
5184	Enhancing Capacities of Rural Communities to Pursue Climate Resilient Livelihood Options in the Sao Tome and Principe Districts of Caué, Me-Zochi, Principe, Lemba, Cantagalo, and Lobata (CMPLCL)	GEF - 5	UNDP	Sao Tome and Principe	FSP	Under Implementation	4,000,000	380,000	75,000	7,125	16,200,000
5190	Improving Climate Resilience of Water Sector Investments with Appropriate Climate Adaptive Activities for Pastoral and Forestry Resources in Southern Mauritania	GEF - 5	AfDB	Mauritania	FSP	Under Implementation	6,350,000	635,000	250,000	23,750	14,580,000
5192	Strengthening the Resilience of Women Producer Group's and Vulnerable Communities in Mali	GEF - 5	UNDP	Mali	FSP	Project Implemented	5,460,000	546,000	100,000	10,000	16,500,000
5194	Building Resilience of Communities Living in Degraded Forests, Savannahs and Wetlands of Rwanda Through an Ecosystem Management Approach	GEF - 5	UNEP	Rwanda	FSP	Under Implementation	5,500,000	522,500	100,000	9,500	10,744,000
5202	Strengthening the Resilience of Rural Livelihood Options for Afghan Communities in Panjshir, Balkh, Uruzgan and Herat Provinces to Manage Climate Change-induced Disaster Risks	GEF - 5	UNDP	Afghanistan	FSP	Project Implemented	9,000,000	855,000	100,000	9,500	30,500,000
5203	Catalysing Ecosystem Restoration for Climate Resilient Natural Capital and Rural Livelihoods in Degraded Forests and Rangelands of Nepal.	GEF - 5	UNEP	Nepal	FSP	Under Implementation	5,246,475	498,415	100,000	9,500	11,473,000
5204	Building Resilience to Climate Change in the Water and Sanitation Sector	GEF - 5	AfDB	Uganda	FSP	Under Implementation	8,370,000	-	250,000	23,750	38,000,000
5209	Building Resilience to Climate Change in the Water and Sanitation Sector	GEF - 5	AfDB	Sierra Leone	FSP	Under Implementation	4,000,000	-	200,000	19,000	28,735,000

GEF ID	Project Title	GEF Phase	Agency	Countries	Type	Implementation Status	Project Financing (\$)	Agency Fee (\$)	PPG (\$)	PPG Fee (\$)	Co-Financing (\$)
5211	Integrated Water Harvesting Technologies to Adapt to Climate Change Induced Water Shortage	GEF - 5	UNDP	Yemen	FSP	Council Approved	4,919,999	467,400	100,000	9,500	19,601,596
5226	Improving Women and Children's Resilience and Capacity to Adapt to Climate Change in the Democratic Republic of the Congo.	GEF - 5	UNDP	Congo DR	FSP	Under Implementation	4,725,000	448,875	100,000	9,500	15,500,000
5230	Addressing Urgent Coastal Adaptation Needs and Capacity Gaps in Angola	GEF - 5	UNEP	Angola	FSP	Under Implementation	6,180,000	587,100	150,000	14,250	11,520,000
5231	Integrating Climate Change into Environment and Sustainable Land Management Practices (ICE-SLM)	GEF - 5	AfDB	Angola	FSP	CEO Endorsement Cleared	4,416,210	419,540	150,000	14,250	19,995,000
5232	Flood Control and Climate Resilience of Agriculture Infrastructures in Oueme Valley	GEF - 5	AfDB	Benin	FSP	Under Implementation	7,200,000	-	250,000	23,750	44,000,000
5233	Enabling Climate Resilience in the Agriculture Sector in the Southwest Region of Madagascar	GEF - 5	AfDB	Madagascar	FSP	Under Implementation	6,272,000	-	129,095	12,264	33,000,000
5279	Strengthening Climate Resilience of Infrastructure in Coastal Areas in Togo	GEF - 5	AfDB	Togo	FSP	Under Implementation	8,932,420	848,580	200,000	19,000	90,000,000
5280	Resilience of Muanda's Communities from Coastal Erosion, Democratic Republic of Congo	GEF - 5	UNDP	Congo DR	FSP	Under Implementation	5,355,000	508,725	100,000	9,500	16,500,000
5318	Strengthening Climate Information and Early Warning Systems in Cambodia to Support Climate Resilient Development and Adaptation to Climate Change	GEF - 5	UNDP	Cambodia	FSP	Project Implemented	4,910,285	466,477	-	-	16,672,931
5320	Assisting Least Developed Countries (LDCs) with country-driven processes to advance National Adaptation Plans (NAPS)	GEF - 5	UNEP	Global	MSP	Financially Closed	1,998,000	189,810	-	-	8,400,000
5328	Building Climate Change Resilience in the Fisheries Sector in Malawi	GEF - 5	FAO	Malawi	FSP	Under Implementation	5,460,000	518,700	120,000	11,400	4,480,000

GEF ID	Project Title	GEF Phase	Agency	Countries	Type	Implementation Status	Project Financing (\$)	Agency Fee (\$)	PPG (\$)	PPG Fee (\$)	Co-Financing (\$)
5332	Supporting Rural Community Adaptation to Climate Change in Mountain Regions of Djibouti	GEF - 5	UNDP	Djibouti	FSP	Project Implemented	5,379,452	511,048	100,000	9,500	28,110,000
5376	Enhancing the Resilience of the Agricultural Ecosystems	GEF - 5	IFAD	Chad	FSP	Under Implementation	7,305,936	694,064	-	-	20,200,000
5382	Ecosystem-Based Adaptation Targeting Vulnerable Communities of the Upper Guinea Region	GEF - 5	UNDP	Guinea	FSP	Under Implementation	8,000,000	760,000	200,000	19,000	27,600,000
5394	Climate Resilient Livestock Management Project	GEF - 5	AfDB	Zambia	FSP	Under Implementation	6,210,000	589,950	182,695	17,355	20,832,000
5414	Enhancing National Food Security in the Context of Global Climate Change	GEF - 5	UNDP	Kiribati	FSP	Under Implementation	4,446,210	422,390	120,000	11,400	8,390,000
5419	Reducing the Vulnerability of Cambodian Rural Livelihoods through Enhanced sub-national Climate Change Planning and Execution of Priority Actions	GEF - 5	UNDP	Cambodia	FSP	Project Implemented	4,567,500	433,913	150,000	14,250	14,347,850
5431	Strengthening the Resilience of the Energy Sector in Benin to the Impacts of Climate Change	GEF - 5	UNDP	Benin	FSP	Under Implementation	8,000,000	760,000	200,000	19,000	30,000,000
5432	Integrating Climate Resilience into Agricultural and Agropastoral Production Systems through Soil Fertility Management in Key Productive and Vulnerable Areas Using the Farmers Field School Approach	GEF - 5	FAO	Angola	FSP	Under Implementation	6,668,182	-	150,000	14,250	25,325,000
5433	Strengthening Capacities of Agricultural Producers to Cope with Climate Change for Increased Food Security through the Farmers Field School Approach	GEF - 5	FAO	Mozambique	FSP	Under Implementation	9,000,000	855,000	200,000	19,000	30,000,000

GEF ID	Project Title	GEF Phase	Agency	Countries	Type	Implementation Status	Project Financing (\$)	Agency Fee (\$)	PPG (\$)	PPG Fee (\$)	Co-Financing (\$)
5435	Promoting Climate Resilient Community-based Regeneration of Indigenous Forests in Zambia's Central Province	GEF - 5	UNDP	Zambia	FSP	Project Implemented	3,885,000	369,075	100,000	9,500	23,698,776
5436	Disaster Risk Management and Urban Development Project	GEF - 5	World Bank	Niger	FSP	Project Implemented	6,649,315	631,685	200,000	19,000	100,000,000
5451	Strengthening Hydro-Meteorological and Climate Services	GEF - 5	World Bank	Congo DR	FSP	Under Implementation	5,329,452	506,298	150,000	14,250	30,000,000
5456	Ecosystem-based Approaches to Adaptation (EbA) in the Drought-prone Barind Tract and Haor "Wetland" Area	GEF - 5	UNEP	Bangladesh	FSP	Under Implementation	5,200,000	494,000	100,000	9,500	17,000,000
5462	Strengthening Agro-climatic Monitoring and Information Systems to Improve Adaptation to Climate Change and Food Security in Lao PDR	GEF - 5	FAO	Lao PDR	FSP	Under Implementation	5,479,452	520,548	150,000	14,250	16,755,500
5489	Climate Adaptation in Wetlands Areas (CAWA)	GEF - 5	FAO	Lao PDR	FSP	Under Implementation	4,717,579	448,171	150,000	14,250	16,905,000
5495	Increasing the Capacity of Vulnerable Rwandan Communities to Adapt to Adverse Effects of Climate Change: Livelihood Diversification and Investment in Rural Infrastructures	GEF - 5	AfDB	Rwanda	FSP	Under Implementation	8,824,749	838,351	200,000	19,000	45,386,000
5503	Mainstreaming Ecosystem-based Approaches to Climate-resilient Rural Livelihoods in Vulnerable Rural Areas through the Farmer Field School Methodology	GEF - 5	FAO	Senegal	FSP	Under Implementation	6,228,995	591,755	150,000	14,250	20,895,000
5504	Reducing Rural and Urban Vulnerability to Climate Change by the Provision of Water Supply	GEF - 5	AfDB	Central African Republic	FSP	Under Implementation	7,140,000	678,300	200,000	19,000	23,300,000

GEF ID	Project Title	GEF Phase	Agency	Countries	Type	Implementation Status	Project Financing (\$)	Agency Fee (\$)	PPG (\$)	PPG Fee (\$)	Co-Financing (\$)
5566	Strengthening Land & Ecosystem Management Under Conditions of Climate Change in the Niayes and Casamance regions- Republic of Senegal	GEF - 5	UNDP	Senegal	FSP	Project Implemented	4,100,000	389,500	150,000	14,250	43,700,000
5567	Adapting Community Forestry Landscapes and Associated Community Livelihoods to a Changing Climate, in Particular an Increase in the Frequency and Intensity of Extreme Weather Events	GEF - 5	UNEP	Myanmar	FSP	Under Implementation	4,987,500	473,812	100,000	9,500	19,211,000
5580	Development of an Improved and Innovative Management System for Sustainable Climate-resilient Livelihoods in Mauritania	GEF - 5	UNEP	Mauritania	FSP	Under Implementation	5,000,000	-	100,000	9,500	11,900,000
5581	Community Resilience to Climate and Disaster Risk	GEF - 5	World Bank	Solomon Islands	FSP	Under Implementation	7,300,000	693,500	-	-	7,348,000
5592	Enhancing Climate Resilience of the Vulnerable Communities and Ecosystems in Somalia	GEF - 5	UNDP	Somalia	FSP	Project Implemented	8,000,000	760,000	200,000	19,000	37,121,000
5603	Reducing Vulnerability of Banana Producing Communities to Climate Change Through Banana Value Added Activities	GEF - 5	UNIDO	Uganda	FSP	Under Implementation	2,820,000	253,800	100,000	9,000	7,737,533
5615	Building Capacity for LDCs to Participate Effectively in Intergovernmental Climate Change Processes	GEF - 5	UNDP	Global	FSP	Financially Closed	4,000,000	380,000	150,000	14,250	19,671,396
5632	Enhancing the Adaptation Capacities and Resilience to Climate Change in Rural Communities in Analamanga, Atsinanana, Androy, Anosy, and Atsimo Andrefana	GEF - 5	UNDP	Madagascar	FSP	Under Implementation	5,877,397	558,353	150,000	14,250	34,300,000
5636	Community-based Climate Resilient Fisheries and Aquaculture Development in Bangladesh	GEF - 5	FAO	Bangladesh	FSP	Under Implementation	5,425,114	515,386	100,000	9,500	15,200,000

GEF ID	Project Title	GEF Phase	Agency	Countries	Type	Implementation Status	Project Financing (\$)	Agency Fee (\$)	PPG (\$)	PPG Fee (\$)	Co-Financing (\$)
5651	Livestock and Rangeland Resilience Program	GEF - 5	IFAD	Sudan	FSP	Under Implementation	8,526,000	809,970	73,059	6,941	25,000,000
5664	Building Resilience of Communities Living Around the Northern Pistachio Belt and Eastern Forest Complex of Afghanistan through an EbA Approach.	GEF - 5	UNEP	Afghanistan	FSP	Under Implementation	6,900,000	655,500	100,000	9,500	7,000,000
5671	Building Shoreline Resilience of Timor Leste to Protect Local Communities and their Livelihoods	GEF - 5	UNDP	Timor Leste	FSP	Under Implementation	7,000,000	665,000	150,000	14,250	27,526,090
5694	Building Climate Resilience through Rehabilitated Watersheds, Forests and Adaptive Livelihoods	GEF - 5	UNEP	Comoros	FSP	Under Implementation	5,140,000	488,300	100,000	9,500	12,634,000
5695	Ecosystem-Based Adaptation for Rural Resilience	GEF - 5	UNEP	Tanzania	FSP	Under Implementation	7,571,233	719,267	100,000	9,500	21,550,000
5702	FishAdapt: Strengthening the Adaptive Capacity and Resilience of Fisheries and Aquaculture-dependent Livelihoods in Myanmar	GEF - 5	FAO	Myanmar	FSP	Suspended	6,000,000	570,000	150,000	14,250	12,385,000
5703	Enhancing the Resilience of Communities Living in Climate Change Vulnerable Areas of Sudan Using Ecosystem Based Approaches to Adaptation (EbA)	GEF - 5	UNEP	Sudan	FSP	Under Implementation	4,284,000	406,980	100,000	9,500	11,100,000
5710	Rural Livelihoods's Adaptation to Climate Change in the Horn of Africa -Phase II (RLACC II)	GEF - 5	AfDB	Somalia, Sudan	PFD	Council Approved	-	-	-	-	30,000,000
5782	Adapting Agriculture to Climate Change in the Gambia	GEF - 5	FAO	Gambia	FSP	Under Implementation	6,288,356	597,394	150,000	14,250	21,794,528
5815	Building Climate Resilience of Urban Systems through Ecosystem-based Adaptation (EbA) in the Asia-Pacific Region	GEF - 5	UNEP	Bhutan, Cambodia, Lao PDR, Myanmar	FSP	Under Implementation	6,000,000	570,000	150,000	14,248	8,700,000

GEF ID	Project Title	GEF Phase	Agency	Countries	Type	Implementation Status	Project Financing (\$)	Agency Fee (\$)	PPG (\$)	PPG Fee (\$)	Co-Financing (\$)
5855	Flood Hazard and Climate Risk Management to Secure Lives and Assets in Mali	GEF - 5	UNDP	Mali	FSP	Under Implementation	8,925,000	847,875	150,000	14,250	27,000,000
5867	Promoting Innovative Finance and Community Based Adaptation in Communes Surrounding Community Natural Reserves	GEF - 5	UNDP	Senegal	FSP	Under Implementation	5,460,000	518,700	150,000	14,250	16,900,000
5868	Expanding the Ongoing Support to Least Developed Countries (LDCs) with Country-driven Processes to Advance National Adaptation Plans (NAPs)	GEF - 5	UNEP	Global	FSP	Under Implementation	6,200,000	589,000	150,000	14,250	8,400,000
5902	Adapting to Climate Change Induced Coastal Risks Management in Sierra Leone	GEF - 5	UNDP	Sierra Leone	FSP	Under Implementation	9,975,000	947,625	200,000	19,000	30,000,000
5904	Strengthening the Resilience of Rural Livelihoods and Sub-national Government System to Climate Risks and Variability in Benin	GEF - 5	UNDP	Benin	FSP	Under Implementation	4,450,000	422,750	100,000	9,500	56,496,273
6912	Strengthening Comoros Resilience Against Climate Change and Variability Related Disaster	GEF - 6	UNDP	Comoros	FSP	Under Implementation	8,932,421	-	200,000	19,000	37,650,000
6914	Adapting Afghan Communities to Climate-Induced Disaster Risks	GEF - 6	UNDP	Afghanistan	FSP	Under Implementation	5,600,000	-	200,000	19,000	54,721,000
6923	Mainstreaming Climate Risk Considerations in Food Security and IWRM in Tsilima Plains and Upper Catchment Area	GEF - 6	UNDP	Eritrea	FSP	Under Implementation	9,050,000	855,475	100,000	9,500	27,500,000
6926	Strengthening Climate Services in Lesotho for Climate Resilient Development and Adaptation to Climate Change	GEF - 6	UNEP	Lesotho	FSP	Under Implementation	5,000,000	475,000	120,000	11,400	15,909,275
6967	CCA Growth: Implementing Climate Resilient and Green Economy plans in highland areas in Ethiopia	GEF - 6	UNDP	Ethiopia	FSP	Under Implementation	6,277,000	596,315	100,000	9,500	10,450,000

GEF ID	Project Title	GEF Phase	Agency	Countries	Type	Implementation Status	Project Financing (\$)	Agency Fee (\$)	PPG (\$)	PPG Fee (\$)	Co-Financing (\$)
6968	Chad National Adaptation Plan	GEF - 6	UNDP	Chad	FSP	Under Implementation	5,775,000	548,625	150,000	14,250	8,000,000
6983	Mozambique: Building Resilience in the Coastal Zone through Ecosystem Based Approaches to Adaptation (EbA).	GEF - 6	UNEP	Mozambique	FSP	Under Implementation	6,000,000	570,000	100,000	9,500	24,903,784
6984	Building Resilience of Health Systems in Asian LDCs to Climate Change	GEF - 6	UNDP	Bangladesh, Cambodia, Lao PDR, Myanmar, Nepal, Timor Leste	FSP	Under Implementation	9,000,000	855,000	480,000	45,600	34,565,500
6986	Building the Capacity of Rwanda's Government to Advance the National Adaptation Planning Process	GEF - 6	UNEP	Rwanda	FSP	Under Implementation	6,000,000	570,000	150,000	14,250	27,898,600
6988	Strengthening the Resilience of Vulnerable Coastal Areas and Communities to Climate Change in Guinea Bissau	GEF - 6	UNDP	Guinea-Bissau	FSP	Under Implementation	12,000,000	1,080,000	300,000	27,000	26,150,000
6989	Developing Climate Resilient Livelihoods in the Vulnerable Watershed in Nepal	GEF - 6	UNDP	Nepal	FSP	CEO Endorsement Cleared	7,000,000	665,000	150,000	14,250	40,000,000
6991	Senegal National Adaptation Plan	GEF - 6	UNDP	Senegal	FSP	Under Implementation	2,913,750	276,806	100,000	9,500	9,000,000
7997	Integrating Climate Resilience into Agricultural and Pastoral Production in Uganda, through a Farmer/Agro-Pastoralist Field School Approach	GEF - 6	FAO	Uganda	FSP	Under Implementation	6,886,838	654,250	200,000	19,000	29,269,269
8001	Community-based Climate Risks Management in Chad	GEF - 6	UNDP	Chad	FSP	CEO Endorsement Cleared	5,250,000	498,750	150,000	14,250	16,000,000
8009	Ecosystem-Based Adaptation for Climate-resilient Development in the Kathmandu Valley, Nepal	GEF - 6	UNEP	Nepal	FSP	CEO Endorsement Cleared	6,242,700	593,057	150,000	14,250	15,184,000

GEF ID	Project Title	GEF Phase	Agency	Countries	Type	Implementation Status	Project Financing (\$)	Agency Fee (\$)	PPG (\$)	PPG Fee (\$)	Co-Financing (\$)
8010	Natural Landscapes Rehabilitation and Climate Change Adaptation in the Region of Mumirwa in Bujumbura and Mayor of Bujumbura through a Farmer Field School Approach	GEF - 6	FAO	Burundi	FSP	Under Implementation	5,877,397	558,353	150,000	14,250	17,400,000
8013	Climate Adaptation for Sustainable Water Supply	GEF - 6	AfDB	Malawi	FSP	Under Implementation	2,643,500	247,000	100,000	9,500	39,500,000
8014	Climate Change Adaptation for Sustainable Rural Water Supply in Lowlands Lesotho	GEF - 6	AfDB	Lesotho	FSP	Under Implementation	4,416,210	419,539	150,000	14,250	17,250,000
8015	Enhancing Resilience of Liberia Montserrado County Vulnerable Coastal Areas To Climate Change Risks	GEF - 6	UNDP	Liberia	MSP	Project Implemented	2,000,000	190,000	-	-	2,163,540
8018	Building Resilience of Health Systems in Pacific Island LDCs to Climate Change	GEF - 6	UNDP	Kiribati, Solomon Islands, Vanuatu, Tuvalu	FSP	CEO Endorsement Cleared	17,850,000	1,606,500	300,000	27,000	76,000,000
8020	Planning and Financing Adaptation in Niger	GEF - 6	UNDP	Niger	FSP	CEO Endorsement Cleared	8,925,000	847,875	150,000	14,250	27,000,000
8022	Building the Capacity of the Lao PDR Government to Advance the National Adaptation Planning Process	GEF - 6	UNEP	Lao PDR	FSP	CEO Endorsement Cleared	3,552,969	337,532	150,000	14,250	40,000,000
8023	Strengthening Climate Information and Early Warning Systems for Climate Resilient Development and Adaptation to Climate Change in Guinea	GEF - 6	UNDP	Guinea	FSP	Under Implementation	5,000,000	475,000	150,000	14,250	30,514,330
8028	Support for Integrated Water Resources Management to Ensure Water Access and Disaster Reduction for Somalia's Pastoralists	GEF - 6	UNDP	Somalia	FSP	Under Implementation	8,831,000	838,945	200,000	19,000	21,148,000
8032	Promoting Index-based Weather Insurance for Small Holder Farmers in Burkina Faso	GEF - 6	UNDP	Burkina Faso	FSP	CEO Endorsement Cleared	4,466,175	424,287	100,000	9,500	18,955,036

GEF ID	Project Title	GEF Phase	Agency	Countries	Type	Implementation Status	Project Financing (\$)	Agency Fee (\$)	PPG (\$)	PPG Fee (\$)	Co-Financing (\$)
8033	Continental Wetlands Adaptation and Resilience to Climate Change	GEF - 6	IUCN	Mauritania	FSP	Under Implementation	4,449,542	400,458	137,614	12,386	4,500,000
8034	Building the Resilience of Local Communities in Zambia through the Introduction of Ecosystem-based Adaptation (EbA) into Priority Ecosystems, including Wetlands and Forests	GEF - 6	UNEP	Zambia	FSP	Under Implementation	6,185,000	587,575	150,000	14,250	17,650,000
8035	Reducing the Climate Change Vulnerability of Local Communities in Uganda through EbA in Forest and Wetland Ecosystems	GEF - 6	UNEP	Uganda	FSP	CEO Endorsement Cleared	4,350,000	413,250	130,000	12,350	17,500,000
8036	Integrating Climate Change Adaptation into Sustainable Development Pathways	GEF - 6	UNDP	Bangladesh	FSP	CEO Endorsement Cleared	5,700,000	541,500	80,000	7,600	20,700,000
9041	Enhancing Whole of Islands Approach to Strengthen Community Resilience to Climate and Disaster Risks in Kiribati	GEF - 6	UNDP	Kiribati	FSP	CEO Endorsement Cleared	8,925,000	847,875	200,000	19,000	45,000,000
9113	Strengthening Resilience and Adaptive Capacity to Climate Change in São Tomé and Príncipe's Agricultural and Fisheries Sectors	GEF - 6	AfDB	Sao Tome and Principe	FSP	Under Implementation	3,502,968	332,782	150,000	14,250	17,021,480
9131	Reducing Climate Vulnerability of Coastal Communities of Myanmar through an Ecosystem-based Approach	GEF - 6	UNDP	Myanmar	FSP	CEO Endorsement Pending	7,031,010	667,946	150,000	14,250	21,800,000
9166	Strengthening Agro-ecosystems' Adaptive Capacity to Climate Change in the Lake Chad Basin (Lac, Kanem, Bahr El Ghazal, and Part of the Hadjer-Lamis Region)	GEF - 6	FAO	Chad	FSP	CEO Endorsement Pending	4,050,913	384,837	150,000	14,250	18,100,000

GEF ID	Project Title	GEF Phase	Agency	Countries	Type	Implementation Status	Project Financing (\$)	Agency Fee (\$)	PPG (\$)	PPG Fee (\$)	Co-Financing (\$)
9194	Strengthening Adaptive Capacities to Climate Change through Capacity Building for Small Scale Enterprises and Communities Dependent on Coastal Fisheries in The Gambia	GEF - 6	UNIDO	Gambia	FSP	CEO Endorsement Cleared	2,200,000	209,000	50,000	4,750	5,500,000
9201	Climate Adaptation and Resilience in Cambodia's Coastal Fishery Dependent Communities	GEF - 6	FAO	Cambodia	FSP	CEO Endorsement Cleared	4,350,000	413,250	150,000	14,250	16,021,000
9303	Climate Change Adaptation in the Lowland Ecosystems of Ethiopia	GEF - 6	UNDP	Ethiopia	FSP	CEO Endorsement Cleared	5,836,073	554,427	100,000	9,500	41,200,000
9318	Climate Resilience in the Nakambe Basin	GEF - 6	UNDP	Burkina Faso	FSP	CEO Endorsement Cleared	4,416,210	419,540	150,000	14,250	10,800,000
9364	São Tomé and Príncipe Additional Financing - West Africa Coastal Area Resilience Investment Project	GEF - 6	World Bank	Sao Tome and Principe	FSP	Project Implemented	6,000,000	570,000	-	-	8,400,000
9392	Climate Resilient Growth and Adaptation in Democratic Republic of Congo	GEF - 6	UNDP	Congo DR	FSP	CEO Endorsement Pending	8,242,500	783,037	200,000	19,000	19,897,000
9723	Strengthening the Capacity of Government and Communities in South Sudan to Adapt to Climate Change	GEF - 6	UNEP	South Sudan	FSP	CEO Endorsement Cleared	9,032,420	858,080	150,000	14,250	30,000,000
9750	Resilient Productive Landscapes in Haiti	GEF - 6	World Bank	Haiti	FSP	Under Implementation	6,210,046	589,954	182,648	17,352	20,000,000
10089	Strengthening rural and urban resilience to climate change and variability by the provision of water supply and sanitation	GEF - 7	AfDB	Chad	FSP	Under Implementation	8,700,000	826,500	200,000	19,000	13,645,740
10096	Ecosystems/Landscape approach to climate proof the Rural Settlement Program of Rwanda	GEF - 7	UNDP	Rwanda	FSP	CEO Endorsement Cleared	8,355,638	793,786	200,000	19,000	22,360,000
10099	Landscape restoration for increase resilience in urban and peri-urban areas of Bujumbura	GEF - 7	UNDP	Burundi	FSP	Council Approved	8,932,420	848,580	200,000	19,000	16,024,270

GEF ID	Project Title	GEF Phase	Agency	Countries	Type	Implementati on Status	Project Financing (\$)	Agency Fee (\$)	PPG (\$)	PPG Fee (\$)	Co-Financing (\$)
10100	Scaling up local adaptation and climate-risk informed planning for resilient livelihoods	GEF – 7	UNDP	Mozambique	FSP	CEO Endorsement Pending	8,932,420	848,580	200,000	19,000	43,000,000
10103	Climate change adaptation and livelihoods in three arid regions of Mauritania	GEF – 7	UNEP	Mauritania	FSP	CEO Endorsement Pending	4,416,210	419,540	150,000	14,250	16,250,000
10105	Strengthening climate information and early warning systems for climate resilient development and adaptation to climate change in Guinea Bissau	GEF – 7	UNDP	Guinea-Bissau	FSP	CEO Endorsement Pending	6,000,000	570,000	150,000	14,250	32,000,000
10159	Resilience of Pastoral and Farming Communities to Climate Change in North Darfur	GEF – 7	FAO	Sudan	FSP	CEO Endorsement Cleared	2,429,680	230,820	100,000	9,500	10,000,000
10160	Increased resilience and adaptive capacity of the most vulnerable communities to climate change in Forested Guinea	GEF – 7	UNDP	Guinea	FSP	CEO Endorsement cleared	8,850,000	840,750	200,000	19,000	26,600,000
10165	Strengthening resilience to climate change of coastal communities in Togo	GEF – 7	FAO	Togo	FSP	CEO Endorsement Cleared	8,932,420	848,580	200,000	19,000	46,432,000
10173	Climate Resilient Urban Development in the Pacific	GEF – 7	ADB	Kiribati, Solomon Islands, Tuvalu, Vanuatu	PFD	Council Approved	16,055,046	1,444,954	-	-	145,740,000
10174	Enhancing Adaptive Capacity of communities by up-scaling best practices and adopting an integrated approach in Ethiopia	GEF – 7	UNDP	Ethiopia	FSP	CEO Endorsement Cleared	8,932,420	848,580	200,000	19,000	72,200,000
10175	Building Resilience in the Wake of Climate Disasters in Southern Haiti	GEF – 7	UNEP	Haiti	FSP	Council Approved	4,327,857	411,146	150,000	14,250	12,650,000
10176	Enhancing pastoral farming producers' resilience in South East watershed of Mauritania	GEF – 7	FAO	Mauritania	FSP	CEO Endorsement Cleared	4,416,210	419,540	150,000	14,250	15,000,000

GEF ID	Project Title	GEF Phase	Agency	Countries	Type	Implementati on Status	Project Financing (\$)	Agency Fee (\$)	PPG (\$)	PPG Fee (\$)	Co-Financing (\$)
10177	Promoting Climate-Resilient Livelihoods in Rice-Based Communities in the Tonle Sap Region	GEF – 7	FAO	Cambodia	FSP	CEO Endorsement Cleared	8,932,420	848,580	200,000	19,000	62,263,553
10180	Planning and implementing Ecosystem based Adaptation (EbA) in Djibouti's Dikhil and Tadjourah regions	GEF – 7	UNEP	Djibouti	FSP	CEO Endorsement Cleared	8,925,000	847,875	200,000	19,000	13,125,000
10186	Climate Change Adaptation in Forest and Agricultural Mosaic Landscapes	GEF – 7	FAO	Zambia	FSP	CEO Endorsement Cleared	7,019,700	666,872	200,000	19,000	29,521,000
10187	Climate Smart Agriculture alternatives for upland production systems in Lao PDR	GEF – 7	FAO	Lao PDR	FSP	CEO Endorsement Cleared	3,502,968	332,782	150,000	14,250	17,650,000
10199	Improving Water Availability in The Gambia's Rural and Peri-Urban Communities for Domestic and Agricultural Use	GEF – 7	AfDB	Gambia	FSP	CEO Endorsement Cleared	8,949,766	831,644	200,000	18,585	10,370,227
10203	Strengthening the Adaptive Capacity and Resilience of Communities in Uganda's watersheds	GEF – 7	AfDB	Uganda	FSP	CEO Endorsement Cleared	8,949,772	831,643	200,000	18,585	90,000,000
10207	Building climate resilient livelihoods in vulnerable landscapes in Bangladesh (BCRL)	GEF – 7	FAO	Bangladesh	FSP	CEO Endorsement Cleared	8,932,420	848,580	200,000	19,000	21,404,000
10312	Community-based Climate-responsive Livelihoods and Forestry (CCLF)	GEF – 7	UNDP	Afghanistan	FSP	CEO Endorsement Pending	8,982,420	853,330	150,000	14,250	20,000,000
10320	Strengthening the climatic resilience of the drinking water sector in the South of Haiti	GEF – 7	UNDP	Haiti	FSP	CEO Endorsement Cleared	4,504,563	427,933	150,000	14,250	31,600,000
10350	Sustainable Natural Resource and Livelihood Adaptive Programme (SNRLAP)	GEF – 7	IFAD	Sudan	MSP	CEO Approved	2,000,000	190,000	-	-	76,960,000

GEF ID	Project Title	GEF Phase	Agency	Countries	Type	Implementati on Status	Project Financing (\$)	Agency Fee (\$)	PPG (\$)	PPG Fee (\$)	Co-Financing (\$)
10364	Integrated Adaptation Program to enhance resilience of communities and ecosystems in the dry Miombo Woodlands of Tanzania Mainland and Dryland of Zanzibar	GEF – 7	FAO	Tanzania	FSP	CEO Endorsement Cleared	4,416,210	419,540	150,000	14,250	40,979,900
10376	Enhancing the resilience of vulnerable coastal communities in Sinoe County of Liberia	GEF – 7	UNDP	Liberia	FSP	CEO Endorsement Cleared	8,932,420	848,580	200,000	19,000	53,700,000
10377	Reducing vulnerability and increasing resilience to climate change through promoting innovation, transfer and large-scale deployment of adaptation-oriented technologies in priority agriculture value-chains and creating jobs	GEF – 7	UNIDO	Congo DR	FSP	CEO Endorsement Cleared	8,932,420	848,580	200,000	19,000	40,730,000
10395	RICE-Adapt: Promoting Climate-Resilient Livelihoods in Rice-Farming Communities in the lower Ayeyarwady and Sittaung River Basins	GEF – 7	FAO	Myanmar	FSP	Cancelled	8,932,420	848,580	200,000	19,000	40,000,000
10411	Malawi-climate resilient and sustainable capture fisheries, aquaculture development and watershed management project	GEF – 7	AfDB	Malawi	FSP	CEO Endorsement Cleared	4,416,210	419,540	150,000	14,250	14,396,553
10415	Adaptation to Climate Change in the Coastal Zone in Vanuatu – Phase II (VCAP II)	GEF - 7	UNDP	Vanuatu	FSP	CEO Endorsement Cleared	6,720,020	604,802	160,714	14,464	
10430	Resilience for Peace & Stability, Food and Water Security Innovation Grant Program	GEF – 7	UNDP	Global	MSP	CEO Endorsement Cleared	1,000,228	95,021	50,000	4,750	3,000,000
10432	Reviving high quality coffee to stimulate climate adaptation in smallholder farming communities	GEF – 7	IUCN	Congo DR, Uganda	MSP	CEO Approved	1,146,790	103,210	45,870	4,128	3,190,000
10435	Adaptation Accelerator Program: Building Climate Resilience through Enterprise Acceleration	GEF – 7	CI	Liberia, Madagascar	MSP	CEO Approved	1,025,046	92,254	30,000	2,700	2,815,000

GEF ID	Project Title	GEF Phase	Agency	Countries	Type	Implementation Status	Project Financing (\$)	Agency Fee (\$)	PPG (\$)	PPG Fee (\$)	Co-Financing (\$)
10514	Integrated Water Resource Management and Ecosystem-based Adaptation (EbA) in the Xe Bang Hieng River Basin and Luang Prabang City	GEF – 7	UNDP	Lao PDR	FSP	CEO Endorsement Cleared	5,329,452	506,298	150,000	14,250	20,000,000
10516	Improving the climate resilience of agro-sylvo-pastoral production systems in Burkina Faso	GEF – 7	FAO	Burkina Faso	FSP	CEO Endorsement Cleared	8,932,420	848,580	200,000	19,000	40,169,687
10525	Strengthening Endogenous Capacities of Least Developed Countries to Access Finance for Climate Change Adaptation	GEF – 7	UNEP	Global	MSP	CEO Endorsement Cleared	1,980,000	188,100	50,000	4,750	1,980,000
10680	Promotion of climate adaptation technology and business model innovations and entrepreneurship in Sierra Leone	GEF – 7	UNIDO	Sierra Leone	FSP	Council Approved	8,932,420	848,580	200,000	19,000	21,880,000
10687	Climate security and sustainable management of natural resources in the central regions of Mali for peacebuilding	GEF - 7	UNDP	Mali	FSP	CEO Endorsement Cleared	4,872,831	462,919	150,000	14,250	
10691	Ecosystem-based Adaptation (EbA) for resilient natural resources and agro-pastoral communities in the Ferlo Biosphere Reserve and Plateau of Thies	GEF – 7	UNDP	Senegal	FSP	CEO Endorsement Cleared	8,949,533	831,917	200,000	18,550	26,450,000
10727	Managing Watersheds for Enhanced Resilience of Communities to Climate Change in Nepal (MaWRiN)	GEF – 7	WWF-US	Nepal	FSP	CEO Endorsement Cleared	4,436,250	399,263	150,000	13,500	25,852,350
10745	Greater Port Vila Urban Resilience Project	GEF - 7	ADB	Vanuatu	FSP	CEO Endorsement Cleared	2,293,578	206,422	-	-	12,470,000
10746	Climate Resilient Urban Development in the Pacific	GEF-7	ADB	Solomon Islands	FSP	CEO Endorsement Cleared	4,587,156	412,844	-	-	92,817,000
10771	Strengthening the Adaptive Capacity of Communities by UpScaling Integrated Landscape Management	GEF – 7	FAO	Central African Republic	FSP	Council Approved	8,932,420	848,580	200,000	19,000	30,600,000

GEF ID	Project Title	GEF Phase	Agency	Countries	Type	Implementation Status	Project Financing (\$)	Agency Fee (\$)	PPG (\$)	PPG Fee (\$)	Co-Financing (\$)
	and Restoration in South-West Region										
10777	Transformational Adaptation for Climate Resilience in Lake Chilwa Basin of Malawi (TRANSFORM)	GEF - 7	IFAD	Malawi	FSP	Council Approved	4,416,210	419,540	150,000	14,250	21,451,000
10793	Building Climate Resilient Livelihoods and Food Systems	GEF - 7	FAO	Lesotho	FSP	Council Approved	8,932,420	848,580	200,000	19,000	40,000,000
10779	Advancing Climate Resilience of Water Sector (ACREWAS)	GEF - 7	UNDP	Bhutan	FSP	CEO PIF Cleared	8,932,420	891,547	200,000	19,000	\$25,190,600
10823	Strengthening integrated approaches to build climate resilience of vulnerable rural communities and agricultural production systems in the central region of Segou in the Republic of Mali.	GEF - 7	IFAD	Mali	MSP	CEO Endorsement Cleared	1,776,484	168,766	50,000	4,750	9,700,000
10861	Integrated Economic Development and Community Resilience (IEDCR)	GEF - 7	World Bank	Solomon Islands	FSP	CEO Endorsement Cleared	4,566,211	433,789	-	-	15,000,000
10883	Co-management of climate extremes for agriculture resilience via innovative technologies for irrigation in São Tomé and Príncipe	GEF - 7	AfDB	Sao Tome and Principe	FSP	Council Approved	8,932,420	848,580	200,000	19,000	8,518,000
10908	Building Adaptation and Resilience to Climate Change in the Essential Oil Sector in Madagascar (ARCHE)	GEF - 7	UNIDO	Madagascar	MSP	CEO Endorsement Cleared	1,746,484	165,916	50,000	4750	5,469,350
10926	Ecosystem based adaptation for improved livelihood in Tuvalu	GEF - 7	UNEP	Tuvalu	FSP	Council Approved	4,416,210	419,540	150,000	14,250	5,485,645
10933	Net-Zero Adaptation Finance (NZAF)	GEF - 7	FAO	Global	MSP	CEO PIF Approved	817,580	77,670	50,000	4,750	4,935,000

GEF ID	Project Title	GEF Phase	Agency	Countries	Type	Implementation Status	Project Financing (\$)	Agency Fee (\$)	PPG (\$)	PPG Fee (\$)	Co-Financing (\$)
10939	Upscaling Ecosystem-based Adaptation for Madagascar's Coastal Zones	GEF - 7	UNEP	Madagascar	FSP	Council Approved	7,105,936	675,064	200,000	19,000	21,142,450
10954	Scaling Financial and Information Services for Smallholder Adaptation	GEF - 7	FAO	Uganda, Zambia	MSP	CEO PIF Approved	1,045,890	99,360	50,000	4,750	9,393,823
10961	Accelerating investment in nature-based solutions (NBS) to help address climate adaptation in Least Developed Countries (LDCs)	GEF - 7	World Bank	Global	FSP	Council Approved	10,000,000	900,000	100,000	9,000	6,280,000
10965	SMARTFARM - A data and digital technology driven and farm management solution for climate resilience.	GEF - 7	IFAD	Ethiopia, Rwanda	MSP	CEO PIF Approved	819,536	77,856	50,000	4,750	3,650,000
10974	A private investment facility for nature-based coastal climate resilience in the Least Developed Countries (LDCs)	GEF - 7	UNIDO	Global	MSP	CEO PIF Cleared	953,966	90,627	50,000	4,750	31,753,000
10986	Blue Pacific Finance Hub: Investing in Resilient Pacific SIDS Ecosystems and Economies	GEF - 7	ADB	Kiribati, Solomon Islands, Timor Leste, Tuvalu	FSP	Council Approved	8,990,830	809,170	183,500	16,500	53,700,000
10994	Strengthening engagement and action by the Least Developed Countries Group on climate change	GEF - 7	UNIDO	Global	MSP	CEO Endorsement Cleared	1,826,484	173,516	-	-	1,140,540

GEF ID	Project Title	GEF Phase	Agency	Countries	Type	Implementation Status	Project Financing (\$)	Agency Fee (\$)	PPG (\$)	PPG Fee (\$)	Co-Financing (\$)
10997	Strengthening the Resilience of Climate-Smart Agricultural Systems and Value Chains in the Union of Comoros	GEF - 7	UNDP	Comoros	FSP	Council Approved	8,932,420	848,580	200,000	19,000	46,214,494
11000	Great Green Wall Climate Change Adaptation Regional Support Project	GEF - 7	IFAD	Burkina Faso, Chad, Djibouti, Eritrea, Ethiopia, Mali, Mauritania, Niger, Senegal, Sudan	FSP	Council Approved	8,932,420	848,580	200,000	19,000	29,878,600
11001	Certification of Climate Change Adaptation Portfolios of Inclusive Financial Service Providers for Scaling up Adaptation Finance for Smallholder Farmers ("CCA Certificates 4 IFSPs")	GEF - 7	IFAD	Benin, Senegal, Zambia	MSP	CEO PIF Cleared	401,825	38,173	-	-	4,454,800
11004	Strengthening the resilience of small farmers through Climate Smart Agriculture (PRP-AIC) techniques in Tahoua Region	GEF - 7	UNDP	Niger	FSP	Council Approved	8,932,420	848,580	200,000	19,000	40,800,000
11008	African Climate Risk Insurance Facility-Derisking Adaptation to Climate Change in Africa	GEF - 7	AfDB	Africa	FSP	Council Approved	8,940,768	840,432	200,000	18,800	25,000,000
11010	Building smallholder farmers resilience through climate smart agriculture techniques in Oio and cacheu north regions in Guinea Bissau	GEF - 7	BOAD	Guinea-Bissau	MSP	CEO PIF Cleared	2,000,000	160,000	50,000	3,750	8,000,000
11051	Climate Resilience Enhancement for Building Adaptive Capacity in Agri-Value Chains in Cambodia (CREA)*	GEF - 8	IFAD	Cambodia	FSP	CEO PIF Cleared	4,860,000	437,000	150,000	14,250	11,560,000

* Projects approved in the reporting period

ANNEX II: APPROVED PROJECTS AND PROGRAMS UNDER THE SCCF AS OF MARCH 31, 2023

- This list excludes Enabling Activity projects.
- The list includes Programmatic Approaches (PFDs) and does not list individual child projects to avoid double counting.
- The data are from the GEF Portal, which may include some discrepancies and are under review.
- The financial figures are at the time of the Council Approval and CEO approval for MSPs.
- Projects that had PIFs approved during the reporting period (October 1, 2022 to March 31, 2023) are identified with “*”.

GEF ID	Project Title	GEF Phase	Agency	Countries	Type	Implementation Status	Project Financing (\$)	Agency Fee (\$)	PPG (\$)	PPG Fee (\$)	Co-Financing (\$)
2553	Piloting Climate Change Adaptation to Protect Human Health	GEF - 4	UNDP	Barbados, Bhutan, China, Fiji, Jordan, Kenya, Uzbekistan	FSP	Project Implemented	4,500,000	496,969	469,685	-	16,300,000
2832	Mainstreaming Climate Change in Integrated Water Resources Management in Pangani River Basin	GEF - 3	UNDP	Tanzania	MSP	Project Implemented	1,000,000	90,000	-	-	1,574,875
2902	Design and Implementation of Pilot Climate Change Adaptation Measures in the Andean Region	GEF - 4	World Bank	Bolivia, Peru, Ecuador	FSP	Project Implemented	7,940,000	767,700	590,000	-	21,750,000
2931	Adaptation to Climate Change through Effective Water Governance	GEF - 4	UNDP	Ecuador	FSP	Project Implemented	3,000,000	301,500	350,000	-	6,000,000
3101	Pacific Adaptation to Climate Change Project (PACC)	GEF - 4	UNDP	Cook Islands, Micronesia, Fiji, Nauru, Papua New Guinea, Samoa, Solomon Islands, Tonga, Tuvalu, Vanuatu, Marshall Islands, Palau, Niue	FSP	Project Implemented	13,125,000	1,347,500	350,000	-	39,200,000
3103	Climate-resilient Infrastructure in Northern Mountain Province of Vietnam	GEF - 4	ADB	Viet Nam	FSP	Project Implemented	3,400,000	340,000	100,000	10,000	176,960,000

GEF ID	Project Title	GEF Phase	Agency	Countries	Type	Implementation Status	Project Financing (\$)	Agency Fee (\$)	PPG (\$)	PPG Fee (\$)	Co-Financing (\$)
3154	Coping with Drought and Climate Change	GEF - 3	UNDP	Ethiopia	MSP	Project Implemented	995,000	89,550	-	-	1,866,667
3155	Coping with Drought and Climate Change	GEF - 3	UNDP	Mozambique	MSP	Project Implemented	960,000	86,400	-	-	929,840
3156	Coping with Drought and Climate Change	GEF - 3	UNDP	Zimbabwe	MSP	Project Implemented	983,000	88,470	-	-	1,156,000
3159	Adaptation to Climate Change Impacts on the Coastal Wetlands	GEF - 4	World Bank	Mexico	FSP	Under Implementation	4,500,000	480,000	300,000	-	21,000,000
3218	Integrating Climate Change into the Management of Priority Health Risks	GEF - 4	UNDP	Ghana	FSP	Project Implemented	1,718,182	171,818	100,000	-	3,750,000
3227	Conservancy Adaptation Project	GEF - 3	World Bank	Guyana	FSP	Project Implemented	3,800,000	342,000	-	-	16,200,000
3242	Adaptation to Climate Change in the Nile Delta Through Integrated Coastal Zone Management	GEF - 4	UNDP	Egypt	FSP	Project Implemented	4,000,000	410,000	100,000	-	12,000,000
3243	Climate Change Adaptation Project, Phase I	GEF - 4	World Bank	Philippines	FSP	Project Implemented	4,974,000	525,700	283,000	-	25,430,000
3249	Adaptation to Climate Change in Arid Lands (KACCAL)	GEF - 3	World Bank	Kenya	FSP	Project Implemented	6,500,000	611,100	290,000	-	44,844,681
3265	Mainstreaming Adaptation to Climate Change Into Water Resources Management and Rural Development	GEF - 4	World Bank	China	FSP	Project Implemented	5,000,000	531,600	316,000	-	50,000,000
3299	Strengthening the Capacity of Vulnerable Coastal Communities to Address the Risk of Climate Change and Extreme Weather Events	GEF - 4	UNDP	Thailand	MSP	Project Implemented	869,091	86,909	40,000	4,000	2,000,000
3679	Economic Analysis of Adaptation Options in Support of Decision Making	GEF - 4	UNEP	Global	MSP	Project Implemented	1,000,000	100,000	-	-	3,500,000
3695	Mongolia Livestock Sector Adaptation Project	GEF - 4	IFAD	Mongolia	FSP	Under Implementation	1,500,000	150,000	125,000	12,500	3,500,000
3907	Technology Needs Assessments	GEF - 4	UNEP	Global	FSP	Project Implemented	8,181,818	818,182	-	-	2,855,000
3934	Reducing Disaster Risks from Wildfire Hazards Associated with Climate Change	GEF - 4	UNDP	South Africa	FSP	Project Implemented	3,536,400	353,640	99,960	9,996	31,800,000
3967	Integrating Climate Change in Development Planning and Disaster Prevention to Increase Resilience of Agricultural and Water Sectors	GEF - 4	World Bank	Morocco	FSP	Project Implemented	4,345,454	434,545	200,000	20,000	100,000,000

GEF ID	Project Title	GEF Phase	Agency	Countries	Type	Implementation Status	Project Financing (\$)	Agency Fee (\$)	PPG (\$)	PPG Fee (\$)	Co-Financing (\$)
4036	TT-Pilot (GEF-4) DHRS: Irrigation Technology Pilot Project to face Climate Change Impact	GEF - 4	IFAD	Jordan	FSP	Project Implemented	2,000,020	200,000	150,000	15,000	6,000,000
4255	To Promote the Implementation of National and Transboundary Integrated Water Resource Management that is Sustainable and Equitable Given Expected Climate Change.	GEF - 4	UNDP	Eswatini	FSP	Project Implemented	1,670,000	167,000	51,500	5,150	6,100,000
4261	Integrating climate change risks into water and flood management by vulnerable mountainous communities in the Greater Caucasus region of Azerbaijan	GEF - 4	UNDP	Azerbaijan	FSP	Project Implemented	2,700,000	270,000	100,000	10,000	7,260,000
4340	Strategic Planning and Action to Strengthen Climate Resilience of Rural Communities in Nusa Tenggara Timor Province (SPARC)	GEF - 5	UNDP	Indonesia	FSP	Project Implemented	5,000,000	500,000	90,000	9,000	54,800,000
4366	Climate Resilience Through Conservation Agriculture	GEF - 5	IFAD	Moldova	FSP	Under Implementation	4,260,000	426,000	110,000	11,000	13,800,000
4368	Promoting Value Chain Approach to Adaptation in Agriculture	GEF - 5	IFAD	Ghana	FSP	Project Implemented	2,500,000	250,000	100,000	10,000	8,500,000
4422	Increasing Climate Resilience through Drinking Water Rehabilitation in North Tajikistan	GEF - 5	EBRD	Tajikistan	FSP	Under Implementation	2,927,067	292,707	-	-	23,011,400
4492	Adaptation of Nicaragua's Water Supplies to Climate Change	GEF - 5	World Bank	Nicaragua	FSP	Project Implemented	6,000,000	600,000	-	-	31,500,000
4515	Southeastern Europe and Caucasus Catastrophe Risk Insurance Facility (SEEC CRIF)	GEF - 5	World Bank	Albania, North Macedonia, Serbia	FSP	Project Implemented	5,500,000	550,000	-	-	21,500,000
4536	Climate Resilient Coastal Protection and Management	GEF - 5	ADB	India	FSP	Under Implementation	1,818,182	181,818	-	-	54,681,000
4609	Strengthening the Resilience of Post Conflict Recovery and Development to Climate Change Risks in Sri Lanka	GEF - 5	UNDP	Sri Lanka	FSP	Project Implemented	3,121,818	312,182	60,000	6,000	57,266,000
4610	Adaptation to Climate Impacts in Water Regulation and Supply for the Area of Chingaza - Sumapaz - Guerrero	GEF - 5	IADB	Colombia	FSP	Project Implemented	4,215,750	421,575	-	-	23,300,000
4652	GMS Forest and Biodiversity Program (GMS-FBP) - Creating Transboundary Links Through a Regional Support	GEF - 5	ADB	Cambodia, China, Lao PDR,	MSP	Under Implementation	458,716	41,284	-	-	7,000,000

GEF ID	Project Title	GEF Phase	Agency	Countries	Type	Implementation Status	Project Financing (\$)	Agency Fee (\$)	PPG (\$)	PPG Fee (\$)	Co-Financing (\$)
				Myanmar, Thailand, Vietnam							
4657	Competitiveness and Sustainable Rural Development Project in the South Western Border Corridor (PROLENCA-GEF)	GEF - 5	IFAD	Honduras	FSP	Under Implementation	3,000,000	300,000	102,501	10,250	21,000,000
4901	India: Sustainable Livelihoods and Adaptation to Climate Change (SLACC)	GEF - 5	World Bank	India	FSP	Project Implemented	8,000,000	800,000	-	-	234,000,000
4934	Enhancing Capacity, Knowledge and Technology Support to Build Climate Resilience of Vulnerable Developing Countries	GEF - 5	UNEP	Seychelles, Nepal, Mauritania	FSP	Under Implementation	4,900,000	490,000	100,000	10,000	23,000,000
4960	Scaling up Adaptation in Zimbabwe, with a Focus on Rural Livelihoods, by Strengthening Integrated Planning Systems	GEF - 5	UNDP	Zimbabwe	FSP	Project Implemented	3,980,000	398,000	100,000	9,500	58,480,000
4907	GGW: Nigeria Erosion and Watershed Management Project (NEWMAP)	GEF - 5	World Bank	Nigeria	FSP	Project Implemented	4,629,630	370,370	-	-	293,930,000
4934	Enhancing Capacity, Knowledge and Technology Support to Build Climate Resilience of Vulnerable Developing Countries	GEF - 5	UNEP	Mauritania, Nepal, Seychelles, Global	FSP	Project Implemented	3,842,222	384,222	100,000	10,000	23,000,000
4960	Scaling up Adaptation in Zimbabwe with a Focus on Rural Livelihoods by Strengthening Integrated Planning Systems	GEF-5	UNDP	Zimbabwe	FSP	Project Implemented	3,980,000	398,000	100,000	10,000	54,480,000
4967	Scaling up Risk Transfer Mechanisms for Climate Vulnerable Agriculture-based Communities in Mindanao	GEF - 5	UNDP	Philippines	FSP	Project Implemented	1,050,000	105,000	50,000	5,000	9,306,325
5105	Addressing Climate Change Vulnerabilities and Risks in Vulnerable Coastal Areas of Tunisia	GEF - 5	UNDP	Tunisia	FSP	Under Implementation	5,500,000	550,000	100,000	10,000	55,165,000
5115	Promoting Climate Resiliency of Water Supplies in Kyrgyzstan	GEF - 5	EBRD	Kyrgyz Republic	FSP	Under Implementation	5,000,000	500,000	-	-	28,560,000
5125	Smart Adaptation of Forest Landscapes in Mountain Areas (SALMA)	GEF - 5	FAO	Lebanon	FSP	Under Implementation	7,147,635	714,763	-	-	26,100,000
5147	Enhancing Resilience of Agricultural Sector in Georgia (ERASIG)	GEF - 5	IFAD	Georgia	FSP	Under Implementation	5,300,000	530,000	90,000	8,550	17,130,000

GEF ID	Project Title	GEF Phase	Agency	Countries	Type	Implementation Status	Project Financing (\$)	Agency Fee (\$)	PPG (\$)	PPG Fee (\$)	Co-Financing (\$)
5263	Enhancing the Resilience of Poor Communities to Urban Flooding in Yaounde	GEF - 5	AfDB	Cameroon	FSP	Under Implementation	4,032,000	383,040	125,000	11,875	145,000,000
5343	Scaling Up Community Resilience to Climate Variability and Climate Change in Northern Namibia, with a Special Focus on Women and Children	GEF - 5	UNDP	Namibia	FSP	Project Implemented	3,050,000	289,750	150,000	14,250	40,500,000
5386	Building the Resilience of Kune-Vaini Lagoon through Ecosystem-based Adaptation (EbA)	GEF - 5	UNEP	Albania	MSP	Under Implementation	1,903,000	180,785	100,000	9,500	11,000,000
5523	Building climate Resilience through Innovative Financing Mechanisms for Climate Change Adaptation	GEF - 5	UNEP	Antigua and Barbuda	FSP	Under Implementation	5,000,000	475,000	100,000	9,500	6,290,000
5604	Technology Transfer for Climate Resilient Flood Management in Vrbas River Basin	GEF - 5	UNDP	Bosnia-Herzegovina	FSP	Under Implementation	5,000,000	475,000	150,000	14,250	12,540,000
5666	Mainstreaming Climate Change Adaptation through Water Resource Management in Leather Industrial Zone Development	GEF - 5	UNIDO	Pakistan	FSP	Under Implementation	3,310,000	314,450	90,000	8,550	14,450,000
5667	Climate Change Adaptation in the Eastern Caribbean Fisheries Sector	GEF - 5	FAO	St. Vincent and Grenadines, Grenada, Dominica, St. Lucia, Trinidad and Tobago, Antigua and Barbuda, St. Kitts and Nevis	FSP	Under Implementation	5,460,000	518,700	150,000	14,250	34,850,000
5681	Building Climate Resilience of Urban Systems through Ecosystem-based Adaptation (EbA) in Latin America and the Caribbean.	GEF - 5	UNEP	El Salvador, Jamaica, Mexico	FSP	Under Implementation	6,000,000	570,000	150,000	14,250	21,910,000
5683	Assisting non- LDC Developing Countries with Country-driven Processes to Advance National Adaptation Plans (NAPs)	GEF - 5	UNEP	Global	FSP	Project Implemented	4,500,000	427,500	150,000	14,250	34,600,000
5685	Increasing Productivity and Adaptive Capacity in Mountain Areas of Morocco (IPAC-MAM)	GEF - 5	IFAD	Morocco	FSP	Under Implementation	6,510,000	618,450	63,927	6,073	24,000,000
5687	Energy Resilience for Climate Adaptation	GEF - 5	World Bank	Belize	FSP	Under Implementation	8,000,000	760,000	-	-	4,800,000

GEF ID	Project Title	GEF Phase	Agency	Countries	Type	Implementation Status	Project Financing (\$)	Agency Fee (\$)	PPG (\$)	PPG Fee (\$)	Co-Financing (\$)
5723	West Balkans Drina River Basin Management Project	GEF - 5	World Bank	Bosnia-Herzegovina, Serbia, Montenegro	FSP	Project Implemented	4,366,210	414,790	200,000	19,000	99,700,000
5814	Pacific Resilience Program	GEF - 5	World Bank	Tonga	FSP	Under Implementation	5,479,452	520,548	-	-	38,087,000
6915	Southeast Europe and Central Asia Catastrophe Risk Insurance Facility	GEF - 6	World Bank	Kazakhstan	FSP	Project Implemented	5,000,000	475,000	-	-	15,000,000
6924	Promoting Climate Resilience in Vietnamese Cities Management	GEF - 6	ADB	Viet Nam	FSP	Under Implementation	4,566,210	433,790	136,986	13,014	124,000,000
6927	Integrated Management and Innovation in Rural Settlements	GEF - 6	IFAD	Egypt	FSP	Under Implementation	7,812,000	742,140	63,930	6,073	39,950,000
6945	Strengthening Capacities of Rural Aqueduct Associations' (ASADAS) to Address Climate Change Risks in Water Stressed Communities of Northern Costa Rica	GEF - 6	UNDP	Costa Rica	FSP	Project Implemented	5,000,000	-	150,000	14,250	26,850,000
6951	Enhancing the Climate Resilience of the Moroccan Ports Sector	GEF - 6	EBRD	Morocco	FSP	Under Implementation	6,192,694	588,306	200,000	19,000	48,900,000
6955	Strengthening the Adaptive Capacity to Climate Change in the Fisheries and Aquaculture Sector	GEF - 6	FAO	Chile	FSP	Project Implemented	2,500,000	-	100,000	9,500	15,600,000
6960	Supporting Climate Resilient Livelihoods in Agricultural Communities in Drought-prone Areas	GEF - 6	UNDP	Turkmenistan	FSP	Under Implementation	3,046,347	-	150,000	14,250	20,000,000
9103	Building Adaptive Capacity through the Scaling-up of Renewable Energy Technologies in Rural Cambodia (S-RET)	GEF - 6	IFAD	Cambodia	FSP	Under Implementation	4,600,000	437,000	150,000	14,250	23,000,000
9326	RLACC - Rural Livelihoods' Adaptation to Climate Change in the Horn of Africa	GEF - 6	AfDB	Kenya	FSP	Under Implementation	2,577,778	206,222	-	-	58,938,000
9670	Enhancing Regional Climate Change Adaptation in the Mediterranean Marine and Coastal Areas	GEF - 6	UNEP	Albania, Algeria, Libya, Montenegro, Morocco, Tunisia	MSP	CEO Approval Cleared	1,000,000	95,000	50,000	4,750	4,450,000
9941	Structuring and Launching CRAFT: the First Private Sector Climate Resilience & Adaptation Fund for Developing Countries	GEF - 6	CI	Global	MSP	Project Implemented	1,045,000	94,050	30,000	2,700	1,418,000

GEF ID	Project Title	GEF Phase	Agency	Countries	Type	Implementation Status	Project Financing (\$)	Agency Fee (\$)	PPG (\$)	PPG Fee (\$)	Co-Financing (\$)
10296	Adaptation SME Accelerator Project (ASAP)	GEF - 7	CI	Global	MSP	Under Implementation	1,995,497	179,595	35,000	3,150	500,000
10434	Blended finance facility for climate resilience in coffee and cacao value chains: CC-Blend	GEF - 7	UNEP	El Salvador	MSP	CEO Approved	1,091,552	103,697	50,000	4,750	7,000,000
10437	Financial tools for small scale fishers in Melanesia	GEF - 7	WWF-US	Fiji, Papua New Guinea	MSP	CEO Approved	1,005,046	90,454	50,000	4,500	5,300,000
10438	UAVs/drones for Equitable Climate Change Adaptation: Participatory Risk Management through Landslide and Debris Flow Monitoring in Mocoa, Colombia	GEF - 7	CAF	Colombia	MSP	CEO Approved	504,500	45,405	-	-	2,665,201
10632	Using systemic approaches and simulation to scale nature-based infrastructure for climate adaptation	GEF - 7	UNIDO	Global	MSP	CEO Approved	2,000,000	190,000	50,000	4,750	3,585,526
10934	Building climate resilience in supply chains for the mobilization of adaptation funding	GEF - 7	CI	Regional	MSP	CEO Approved	917,431	82,569	-	-	8.831,011

ANNEX III: APPROVED GEFTF MULTI-TRUST FUND PROJECTS AND PROGRAMS AS OF MARCH 31, 2023

- The list includes Programmatic Approaches (PFDs) and does not list individual child projects to avoid double counting.
- The data are from the GEF Portal, which may include some discrepancies and are under review.
- The financial figures are at the time of the Council Approval and CEO approval for MSPs.
- Projects that had PIFs approved during the reporting period (October 1, 2022 to March 31, 2023) are identified with “*”.

GEF ID	Project Title	GEF Phase	Agency	Countries	Type	MTF Type	Implementation Status	Project Financing (\$)	Agency Fee (\$)	PPG (\$)	PPG Fee (\$)	Co-Financing (\$)
4512	Pilot Asia-Pacific Climate Technology Network and Finance Center	GEF - 5	ADB	Regional	FSP	GET, SCCF	Project Implemented	10,909,091	1,090,909	-	-	74,950,000
4616	Climate Change Adaptation to Reduce Land Degradation in Fragile Micro-Watersheds Located in the Municipalities of Texistepeque and Candelaria de la Frontera	GEF - 5	FAO	El Salvador	FSP	SCCF, GET	Project Implemented	1,521,370	152,130	46,818	4,682	5,800,000
4625	Shire Natural Ecosystems Management Project	GEF - 5	World Bank	Malawi	FSP	LDCF, GET	Under Implementation	6,578,000	657,800	-	-	68,314,000
4775	Promotion of Climate-smart Livestock Management Integrating Reversion of Land Degradation and Reduction of Desertification Risks in Vulnerable Provinces	GEF - 5	FAO	Ecuador	FSP	SCCF, GET	Project Implemented	3,856,060	366,326	100,000	9,500	12,726,720
4880	Climate Technology Transfer Mechanisms and Networks in Latin America and the Caribbean	GEF - 5	IADB	Latin America and Caribbean	FSP	GET, SCCF	Project Implemented	10,899,000	1,089,900	-	-	63,390,000
4904	Pilot African Climate Technology Finance Center and Network	GEF - 5	AfDB	Africa	FSP	GET, SCCF	Project Implemented	14,340,000	1,434,000	-	-	95,000,000
4907	GGW: Nigeria Erosion and Watershed Management Project (NEWMAP)	GEF - 5	World Bank	Africa	FSP	GET, SCCF	Project Implemented	4,629,630	370,370	-	-	293,930,000
4952	Landscape Approach to Forest Restoration and Conservation (LAFREC)	GEF - 5	World Bank	Rwanda	FSP	GET, LDCF	Under Implementation	9,532,000	953,200	120,548	11,452	53,530,000

GEF ID	Project Title	GEF Phase	Agency	Countries	Type	MTF Type	Implementation Status	Project Financing (\$)	Agency Fee (\$)	PPG (\$)	PPG Fee (\$)	Co-Financing (\$)
4956	Finance and Technology Transfer Centre for Climate Change (FIN-TeCC)	GEF - 5	EBRD	Europe and Central Asia	FSP	GET, SCCF	Under Implementation	10,909,091	1,090,909	-	-	77,010,000
5113	Enhancing Climate Change Resilience in the Benguela Current Fisheries System	GEF - 5	FAO	Angola, Namibia, South Africa	FSP	LDCF, SCCF	Under Implementation	4,725,000	472,500	115,000	10,925	14,650,000
5133	Senegal River Basin Climate Change Resilience Development Project	GEF - 5	World Bank	Senegal, Guinea, Mali, Mauritania	FSP	GET, LDCF	Under Implementation	16,000,000	1,440,000	-	-	68,600,000
5228	RLACC - Rural Livelihoods's Adaptation to Climate Change in the Horn of Africa (PROGRAM)	GEF - 5	AfDB	Djibouti, Kenya	PFD	SCCF, LDCF	Council Approved	-	-	300,000	24,000	64,000,000
5380	Increasing Resilience of Ecosystems and Vulnerable Communities to CC and Anthropogenic Threats Through a Ridge to Reef Approach to BD Conservation and Watershed Management	GEF - 5	UNDP	Haiti	FSP	LDCF, GET	Under Implementation	9,135,068	867,832	180,000	17,100	43,000,000
5384	Andes Adaptation to the Impact of Climate Change on Water Resources Project (AICCA)	GEF - 5	CAF	Bolivia, Colombia, Ecuador, Peru	FSP	GET, SCCF	Under Implementation	9,696,621	921,179	200,000	19,000	21,100,000
5395	R2R- Pacific Islands Ridge-to-Reef National Priorities – Integrated Water, Land, Forest and Coastal Management to Preserve Biodiversity, Ecosystem Services, Store Carbon, Improve Climate Resilience and Sustain Livelihoods	GEF - 5	UNDP	Cook Islands, Fiji, Kiribati, Marshall Islands, Micronesia, Nauru, Niue, Palau, Papua New Guinea, Samoa, Solomon Islands, Tonga, Tuvalu, Vanuatu	PFD	GET, LDCF	Under Implementation	1,386,513	124,779	-	-	-

GEF ID	Project Title	GEF Phase	Agency	Countries	Type	MTF Type	Implementation Status	Project Financing (\$)	Agency Fee (\$)	PPG (\$)	PPG Fee (\$)	Co-Financing (\$)
5531	Ecosystem Approach to Haiti Cote Sud	GEF - 5	UNEP	Haiti	FSP	GET, LDCF	Under Implementation	6,216,000	590,520	200,000	19,000	21,050,000
9199	Enhancing Sustainability and Climate Resilience of Forest and Agricultural Landscape and Community Livelihoods	GEF - 6	UNDP	Bhutan	FSP	LDCF, GET	Under Implementation	13,967,124	1,257,041	450,000	40,500	41,900,000
10083	Sustainable Natural Resources Management Project -AF	GEF - 7	World Bank	Sudan	FSP	LDCF, GET	Under Implementation	5,936,073	563,927	-	-	20,700,000
10166	Strengthening human and natural systems resilience to climate change through mangrove ecosystems conservation and sustainable use in southern Benin	GEF - 7	FAO	Benin	FSP	LDCF, GET	CEO Endorsement Pending	7,155,936	679,814	150,000	14,250	35,000,000
10178	Watershed approaches for climate resilience in agro-pastoral landscapes	GEF - 7	UNDP	South Sudan	FSP	LDCF, GET	CEO Endorsement Cleared	9,384,703	891,547	200,000	19,000	29,500,000
10181	IKAN Adapt: Strengthening the adaptive capacity, resilience and biodiversity conservation ability of fisheries and aquaculture-dependent livelihoods in Timor-Leste	GEF - 7	FAO	Timor Leste	FSP	GET, LDCF	CEO Endorsement Cleared	4,416,210	419,540	150,000	14,250	9,000,000
10195	CSIDS-SOILCARE Phase1: Caribbean Small Island Developing States (SIDS) multicountry soil management initiative for Integrated Landscape Restoration and climate-resilient food systems	GEF - 7	FAO	Antigua and Barbuda, Belize, Grenada, Guyana, Haiti, Jamaica, St. Lucia	FSP	SCCF-A, GET	CEO Endorsement Cleared	7,515,936	714,014	200,000	19,000	16,000,000
10200	Global Wildlife Program	GEF - 7	World Bank	Angola, Belize, Bhutan, Cambodia, Chad, Congo DR, Ecuador, India, Indonesia,	PFD	LDCF, GET	Council Approved	99,207,741	8,928,694	-	-	591,501,798

GEF ID	Project Title	GEF Phase	Agency	Countries	Type	MTF Type	Implementation Status	Project Financing (\$)	Agency Fee (\$)	PPG (\$)	PPG Fee (\$)	Co-Financing (\$)
				Madagascar, Namibia, Panama, South Africa, Malaysia, Nigeria, Pakistan								
10362	Resilient, productive and sustainable landscapes in Mali's Kayes Region	GEF - 7	FAO	Mali	FSP	GET, LDCF	CEO Endorsement Cleared	6,831,964	649,036	200,000	19,000	30,940,000
10415	Adaptation to Climate Change in the Coastal Zone in Vanuatu – Phase II (VCAP II)	GEF - 7	UNDP	Vanuatu	FSP	GET, LDCF	CEO Endorsement Pending	12,544,037	1,128,963	300,000	27,000	58,820,000
10418	Building resilience through sustainable land management and climate change adaptation in Dodoma	GEF - 7	AfDB	Tanzania	FSP	GET, LDCF	CEO Endorsement Cleared	5,117,100	486,124	150,000	14,250	215,218,000
10431	Public-Private Partnerships (PPPs) for Coral Reef Insurance in Asia and the Pacific	GEF - 7	ADB	Fiji, Indonesia, Philippines, Solomon Islands	MSP	LDCF, SCCF-A	CEO Approved	1,278,539	121,461	-	-	5,251,712
10433	Piloting innovative financing for climate adaptation technologies in medium-sized cities	GEF - 7	UNIDO	Global	MSP	LDCF, SCCF-A	CEO Approved	677,000	64,315	50,000	4,750	2,626,065
10436	Investment Readiness for the Landscape Resilience Fund	GEF - 7	WWF-US	Global	MSP	LDCF, SCCF-A	CEO Approved	1,142,661	102,839	50,000	4,500	16,083,806
10562	Resilient and sustainable livelihoods for rural Yemen	GEF - 7	FAO	Yemen	FSP	GET, LDCF	CEO Endorsement Cleared	16,057,798	1,445,202	300,000	27,000	71,000,000
10687	Climate security and sustainable management of natural resources in the central regions of Mali for peacebuilding	GEF - 7	UNDP	Mali	FSP	GET, LDCF	Council Approved	7,512,557	713,693	250,000	23,750	28,804,454
10688	Restoring and Enhancing the Value of Degraded Lands and Forest Ecosystems for Enhanced Climate	GEF - 7	UNDP	Benin	FSP	LDCF, GET	CEO Endorsement Cleared	9,032,877	858,123	200,000	19,000	37,292,500

GEF ID	Project Title	GEF Phase	Agency	Countries	Type	MTF Type	Implementation Status	Project Financing (\$)	Agency Fee (\$)	PPG (\$)	PPG Fee (\$)	Co-Financing (\$)
	Resilience in Benin (PIRVaTEFoD-Benin)											
10713	Adapting to Climate Change and Enabling Sustainable Land Management through Productive Rural Communities	GEF - 7	UNEP	Timor Leste	FSP	LDCF, GET	Council Approved	6,267,126	595,375	125,568	11,929	18,440,000
10775	Securing Kiribati's Natural Heritage: Protected Areas for Community, Atoll, and Island Climate Resilience	GEF-7	IUCN	Kiribati	FSP	GET, LDCF	Council Approved	4,497,354	404,762	89,802	8,082	10,000,000
10789	Building Community Based Integrated and Climate Resilient Natural Resources Management and Enhancing Sustainable Livelihood in the South-Eastern Escarpments and Adjacent Coastal Areas	GEF - 7	FAO	Eretria	FSP	LDCF, GET	Council Approved	9,002,082	810,188	173,230	15,501	10,200,000
10792	Adaptive Agriculture and Rangeland Rehabilitation Project (A2Rs)	GEF - 7	IFAD	Somalia	FSP	LDCF, GET	Council Approved	8,995,905	809,631	178,407	16,057	15,098,778
10927	Building climate resilience in supply chains for the mobilization of adaptation funding	GEF-7	UNIDO	Kenya, Nigeria, South Africa	MSP	LDCF, SCCF-A	CEO Approved	517,945	49,205	30,000	2,850	8,800,000
10929	Public-Private Blended Finance Facility for Climate-Resilient Rice Landscapes	GEF - 7	FAO	Bangladesh, Cambodia, Viet Nam	MSP	LDCF, SCCF-A	CEO Approved	260,929	24,789	13,043	1,239	3,500,000
10935	Introducing systemic climate resilience methodologies in infrastructure investment planning	GEF - 7	UNIDO	Antigua and Barbuda, Egypt	MSP	LDCF, SCCF-A	CEO PIF Approved	841,538	79,946	27,000	3,515	7,842,900
11002	Certification of Climate Change Adaptation Portfolios of Inclusive Financial Service Providers for Scaling up Adaptation Finance for Smallholder Farmers	GEF - 7	IFAD	Morocco, Senegal	MSP	LDCF, SCCF-A	CEO PIF Approved	493,151	46,849	-	-	4,730,000

GEF ID	Project Title	GEF Phase	Agency	Countries	Type	MTF Type	Implementation Status	Project Financing (\$)	Agency Fee (\$)	PPG (\$)	PPG Fee (\$)	Co-Financing (\$)
11055	Vulnerable Twenty Group funding programme to leverage adaptation by averting and minimizing impacts of climate change*	GEF-8	UNIDO	Global	FSP	SCCF-B, LDCF	Council Approved	456,621	43,379	13,500	1,282	514,782

* Projects approved in the reporting period

ANNEX IV: TRUSTEE INFORMATION ON PLEDGES AND CONTRIBUTIONS FOR LDCF AND SCCF

Table 1. Pledges and Contributions to the LDCF – Inception through March 31, 2023⁷⁶
(In USD millions)

1	Total Pledges Outstanding and Contributions Finalized			Pledges Outstanding		Contribution Agreements Finalized					
	2	3 = 5+7	4 = 6+9+11	5	6	7 = 8+10		Paid (Receipts)		Unpaid	
Contributing Participant	Currency	Amount	USD _{Eq.} a/	Amount	USD _{Eq.} b/	Total Contributions	Amount Paid in	USD _{Eq.} c/	Amount Due in	Currency	USD _{Eq.} b/
Australia	AUD	46.50	42.97	-	-	46.50	46.50	42.97	-	-	-
Austria	EUR	1.90	2.67	-	-	1.90	1.90	2.67	-	-	-
Belgium	d/ EUR	186.59	217.50	27.00	h/ 29.35	159.59	154.59	182.72	5.00	-	5.43
Canada	e/ CAD	111.00	90.14	-	-	111.00	111.00	90.14	-	-	-
Czech Republic	EUR	0.02	0.03	-	-	0.02	0.02	0.03	-	-	-
Denmark	DKK	1,136.40	174.57	270.00	h/ 39.40	866.40	866.40	135.17	-	-	-
Estonia	EUR	1.00	1.14	-	-	1.00	1.00	1.14	-	-	-
Finland	EUR	44.60	55.75	-	-	44.60	44.60	55.75	-	-	-
France	EUR	75.85	85.41	-	h/ -	75.85	65.85	74.54	10.00	-	10.87
Germany	EUR	424.00	508.80	-	-	424.00	409.00	492.49	15.00	-	16.30
Hungary	EUR	1.00	1.34	-	-	1.00	1.00	1.34	-	-	-
Iceland	USD	1.18	1.18	-	-	1.18	1.18	1.18	-	-	-
Ireland	f/ EUR	19.23	22.45	-	-	19.23	19.23	22.45	-	-	-
	USD	8.00	8.00	-	-	8.00	8.00	8.00	-	-	-
Italy	USD	3.00	3.00	-	-	3.00	3.00	3.00	-	-	-
Japan	USD	1.08	1.08	-	-	1.08	1.08	1.08	-	-	-
Luxembourg	f/ EUR	1.00	1.58	-	-	1.00	1.00	1.58	-	-	-
	USD	4.12	4.12	-	-	4.12	4.12	4.12	-	-	-
Netherlands	f/ EUR	80.20	100.35	25.00	h/ 27.17	55.20	55.20	73.17	-	-	-
	USD	100.20	100.20	-	-	100.20	81.20	81.20	-	-	19.00
New Zealand	NZD	8.10	5.81	-	-	8.10	8.10	5.81	-	-	-
Norway	f/ NOK	180.00	30.16	-	-	180.00	180.00	30.16	-	-	-
	USD	2.00	2.00	-	-	2.00	2.00	2.00	-	-	-
Portugal	EUR	0.05	0.06	-	-	0.05	0.05	0.06	-	-	-
Qatar	USD	0.50	0.50	-	-	0.50	0.50	0.50	-	-	-
Romania	EUR	0.15	0.21	-	-	0.15	0.15	0.21	-	-	-
Slovenia	EUR	0.12	0.13	-	-	0.12	0.12	0.13	-	-	-
Spain	EUR	1.35	1.77	-	-	1.35	1.35	1.77	-	-	-
Sweden	SEK	1,537.00	186.80	-	-	1,537.00	1,537.00	186.80	-	-	-
Switzerland	CHF	43.73	45.65	16.00	g/ 17.44	27.73	27.73	28.21	-	-	-
United Kingdom	GBP	122.00	186.84	-	-	122.00	122.00	186.84	-	-	-
United States	USD	183.20	183.20	25.00	h/ 25.00	158.20	158.20	158.20	-	-	-
			<u>2,065.41</u>		<u>138.36</u>			<u>1,875.44</u>			<u>51.61</u>

a/ Represents (1) the actual US dollar value of paid-in cash contributions and (2) March 31, 2023 value of pledges outstanding, contribution amounts pending FX, and unpaid amounts.
b/ Valued at the exchange rates available on March 31, 2023.
c/ Represents the (1) actual US dollar value of paid-in cash contributions and (2) March 31, 2023 value of contribution amount pending FX.
d/ Includes paid in contribution of EUR 17.15 million and outstanding pledge of EUR 2 million from the Walloon Government of Belgium.
e/ Includes CAD 6 million received from the Government of Quebec.
f/ Contributions made in more than one currency.
g/ Represents Switzerland's pledge during COP27.

Note: The totals in the table may not add up due to rounding.

⁷⁶ GEF Trustee, 2023, [Status Report for the LDCF](#), Council Document GEF/LDCF.SCCF.34/Inf.02.

Table 2. Pledges and Contributions to the SCCF – Inception through March 31, 2023⁷⁷
(in USD millions)

1	Total Pledges Outstanding and Contributions Finalized a/			Pledges Outstanding		Contribution Agreements Finalized				
	2	3 - 5 +	4 - 6 +	5	6	Paid (Receipts)			Unpaid	
		7	9+ 11			7 = 8 + 10	8	9	10	11
Contributing Participant	Currency	Amount	USDeq. b/	Amount	USDeq. c/	Total Contributions	Amount Paid in Currency	USDeq. d/	Amount Due in Currency	USDeq. e/
Belgium	EUR	31.00	41.21	-	-	31.00	31.00	41.21	-	-
Canada	CAD	13.50	12.89	-	-	13.50	13.50	12.89	-	-
	USD	1.39	1.39	-	-	1.39	1.39	1.39	-	-
Denmark	DKK	125.00	19.88	40.00	5.84	85.00	85.00	14.04	-	-
Finland	e/ EUR	13.87	17.95	-	-	13.87	13.87	17.95	-	-
	USD	0.37	0.37	-	-	0.37	0.37	0.37	-	-
Germany	EUR	100.02	131.32	10.00	10.87	90.02	90.02	120.45	-	-
Ireland	EUR	2.00	2.15	1.00	1.09	1.00	1.00	1.06	-	-
	USD	2.13	2.13	-	-	2.13	2.13	2.13	-	-
Italy	USD	10.00	10.00	-	-	10.00	5.00	5.00	5.00	f/ 5.00
Netherlands	EUR	2.40	3.13	-	-	2.40	2.40	3.13	-	-
Norway	NOK	198.00	34.59	-	-	198.00	198.00	34.59	-	-
Portugal	EUR	1.07	1.30	-	-	1.07	1.07	1.30	-	-
Slovenia	EUR	0.07	0.08	-	-	0.07	0.07	0.08	-	-
Spain	EUR	9.00	12.35	-	-	9.00	9.00	12.35	-	-
Sweden	SEK	40.00	6.12	-	-	40.00	40.00	6.12	-	-
Switzerland	e/ CHF	26.46	27.26	9.69	10.56	16.77	16.77	16.69	-	-
	USD	0.40	0.40	-	g/ -	0.40	0.40	0.40	-	-
United Kingdom	GBP	12.50	21.66	-	-	12.50	12.50	21.66	-	-
United States	USD	50.00	50.00	-	-	50.00	50.00	50.00	-	-
			396.17		28.36			362.82		5.00

a/ Pledged contributions are made towards the Program for Adaptation and for the Transfer of Technology.
b/ Represents (1) the actual US dollar value of paid-in cash contributions and (2) March 31, 2023 value of outstanding pledges and unpaid amounts.
c/ Valued at the exchange rates available on March 31, 2022.
d/ Represents the actual US dollar value of paid-in cash contributions.
e/ Contributions made in more than one currency.
f/ Represents past due contribution.
g/ Represents pledges during COP27.

Note: The totals in the table may not add up due to rounding.

⁷⁷ GEF Trustee, 2023, [Status Report of the SCCF](#), GEF/LDCF.SCCF.34/Inf.03.