



GEF/LDCF.SCCF.35/04  
December 12, 2023

---

35<sup>th</sup>LDCF/SCCF Council  
February 8, 2024  
Washington D.C. USA

Agenda Item 04

## **FY22 ANNUAL MONITORING REVIEW OF THE LEAST DEVELOPED COUNTRIES FUND AND THE SPECIAL CLIMATE CHANGE FUND**

**Recommended Council Decision:**

The LDCF/SCCF Council, having reviewed document GEF/LDCF.SCCF.35/04, *FY22 Annual Monitoring Review of the Least Developed Countries Fund and the Special Climate Change Fund*, welcomes the review and appreciates the progress made in reporting portfolio-level performance, results, and lessons learned under the LDCF and the SCCF.

The Council welcomes the overall finding that the LDCF and SCCF portfolio under implementation in FY22 performed satisfactorily.

## EXECUTIVE SUMMARY

1. This Annual Monitoring Review (AMR) describes the performance and results of, and the lessons learned from, the portfolio of projects and programs financed under the Least Developed Countries Fund (LDCF) and the Special Climate Change Fund (SCCF). The cohort of projects included in this AMR includes those that had begun implementation on or before June 30, 2021 and that were under implementation during at least part of the fiscal year 2022 (FY22), which is from July 1, 2021 to June 30, 2022. The review further provides a summary of cumulative results achieved at the portfolio level since the inception of the two funds. Information on management effectiveness and efficiency as it relates to the LDCF and the SCCF is also discussed.

2. The GEF Secretariat received 74 project implementation reports (PIRs) from 86 LDCF projects that had begun implementation on or before June 30, 2021 and were under implementation during at least part of FY22. In addition, the GEF Secretariat received 12 mid-term reviews (MTRs) and 12 Terminal Evaluations (TEs) conducted during the reporting period. Total LDCF project financing<sup>1</sup> commitments towards the active portfolio amounted to \$447.5 million as of June 30, 2022, with \$2,064.4 million in confirmed co-financing. Of the LDCF project financing that had been committed, \$257.5 million or 58 percent, had been disbursed by the 74 projects.

3. Sixty LDCF projects under implementation, or 81 percent of the active cohort, were rated moderately satisfactory (MS) or higher in terms of their progress toward development objectives (DO). Fifty-four projects, or 74 percent, were also rated MS or higher in their implementation progress (IP).

4. As of June 30, 2022, the 74 projects contained in the active LDCF portfolio had already reached more than 2.5 million direct beneficiaries, brought around 408,000 hectares of land under more climate-resilient management, and trained more than 163,000 people in various aspects of climate change adaptation. Cumulative on-the-ground results achieved under the LDCF portfolio, including projects completed before FY22, comprised more than 18.8 million direct beneficiaries, 2.8 million hectares of land under more climate-resilient management, and 668,000 people who were trained on various aspects of climate change adaptation.

5. The GEF Secretariat received 20 project implementation reports (PIRs) from 26 SCCF projects that had begun implementation on or before June 30, 2021 and were under implementation during at least part of FY22. In addition, the GEF Secretariat received six Terminal Evaluations (TEs) conducted during the reporting period. GEF Secretariat did not receive any MTRs. In FY22, the cohort of SCCF projects achieved high implementation performance—90 percent received both DO and IP ratings of MS or higher. The total SCCF project financing committed towards the active portfolio amounted to \$99.2 million,<sup>2</sup> with confirmed co-financing amounting to \$590.0 million. Of the SCCF project financing that had been committed, \$53.4

---

<sup>1</sup> GEF project financing excludes project preparation grants and Agency fees.

<sup>2</sup> Ibid.

million, or 54 percent, had been disbursed by the 20 projects in the active portfolio. Total co-financing materialized at the TE stage was \$391.6 million, or 58 percent more than what has been envisioned at the CEO endorsement stage.

6. Under the SCCF, the 20 projects under implementation had reached more than 394,000 direct beneficiaries, brought over 422,000 hectares of land under more climate-resilient management, and trained 32,000 people in various aspects of climate change adaptation. Cumulative on-the-ground results achieved under the SCCF portfolio, including projects completed before FY22, comprised over 6.7 million direct beneficiaries, 6.8 million hectares of land better management to withstand the effects of climate change, and over 120,000 people who were trained.

7. This review also provides a qualitative analysis of the active portfolio of LDCF and SCCF projects, identifying key success factors and challenges behind project performance and exploring stakeholder engagement.

## TABLE OF CONTENTS

Executive Summary.....	ii
Introduction .....	1
Projects and Programs under Implementation .....	1
Least Developed Countries Fund .....	2
Regional Distribution of LDCF Projects under Implementation .....	2
Distribution of LDCF Projects under Implementation by Sector .....	3
Distribution of LDCF Projects under Implementation by GEF Agency.....	4
Performance Ratings of LDCF Projects under Implementation.....	5
Results Achieved under the LDCF .....	8
Special Climate Change Fund.....	10
Distribution of SCCF Projects under Implementation by Sector .....	11
Distribution of SCCF Projects under Implementation by GEF Agency.....	12
Performance Ratings of SCCF Projects under Implementation.....	13
Results Achieved under the SCCF .....	16
Multi-Trust Fund Projects under Implementation.....	17
Risk Assessment and COVID-19 Impact .....	18
Project Risk Analysis.....	18
Success Factors, Challenges, and Lessons Learned .....	21
Implementation Progress Analysis.....	21
Understanding Project Performance: Key Success Factors and Challenges.....	22
Enabling Private Sector Engagement in Adaptation .....	25
Gender Mainstreaming in Projects under Implementation .....	28
Stakeholder Engagement.....	30
Management Efficiency and Effectiveness.....	33
Project Cycle Performance of GEF-8 Projects .....	33
Project Cycle Performance of GEF-7 Projects .....	33
Project Cycle Performance of GEF-6 Projects .....	34
Historical Performance Rating .....	35
Annex I: Active Portfolio under the LDCF as of June 30, 2022 .....	36
Annex II: Active Portfolio under the SCCF as of June 30, 2022 .....	42
Annex III: CEO Endorsement Overdue Projects.....	44
Annex IV: Multi-Trust Fund Projects and Programs under Implementation as of June 30, 2022	45

## LIST OF TABLES

Table 1: The LDCF and the SCCF Active Portfolio at a Glance as of June 30, 2022 .....	1
Table 2: Trend Analysis of Percentage of LDCF Projects under Implementation with Performance Ratings of Moderately Satisfactory or Above .....	7
Table 3: Portfolio-Level Results under the LDCF as of June 30, 2022 .....	9
Table 4: Average Result Achievement of LDCF Projects at MTR and TE Stages in the Reporting Period .....	10
Table 5: Trend Analysis of Percentage of SCCF Projects under Implementation with Performance Ratings of Moderately Satisfactory or Above .....	15
Table 6: Portfolio-Level Results under the SCCF as of June 30, 2022.....	16
Table 7: Average Result Achievement of SCCF Projects at MTR and TE Stages in the Reporting Period .....	17
Table 8: Comparison of Low or Moderate Risk Ratings in LDCF and SCCF Projects in FY20, FY21 and FY22 Portfolios .....	19
Table 9: Comparison between the Implementation Progress Ratings and Disbursement Rate of LDCF and SCCF Projects under Implementation as of June 30, 2022.....	21
Table 10: Performance Ratings Share of LDCF and SCCF Projects as of June 30, 2022.....	35

## LIST OF FIGURES

Figure 1: Regional Distribution of LDCF Projects under Implementation as of June 30, 2022 (\$ Million and Share).....	3
Figure 2: Distribution of LDCF Projects under Implementation by Sector as of June 30, 2022 (\$ Million and Share).....	4
Figure 3: Distribution of LDCF Projects under Implementation by Lead GEF Agency as of June 30, 2022 (\$ Million and Share by Agency) .....	5
Figure 4: Development Objectives Ratings of LDCF Projects under Implementation as of June 30, 2022 (Number of Projects and Share) .....	6
Figure 5: Implementation Progress Ratings of LDCF Projects under Implementation as of June 30, 2022 (Number of Projects and Share) .....	6

Figure 6: Percentage of LDCF Projects under Implementation with Performance Ratings of Moderately Satisfactory or Above by Agency as of June 30, 2022 .....	7
Figure 7: Regional Distribution of SCCF Projects under Implementation as of June 30, 2022 (\$ Million and Share).....	11
Figure 8: Distribution of SCCF Projects under Implementation by Sector as of June 30, 2022 (\$ Million and Share).....	12
Figure 9: Distribution of SCCF Projects under Implementation by GEF Agency as of June 30, 2022 (\$ Million and Share).....	13
Figure 10: Development Objectives Ratings of SCCF Projects under Implementation as of June 30, 2022 (Number of Projects and Share) .....	14
Figure 11: Implementation Progress Ratings of SCCF Projects under Implementation as of June 30, 2022 (Number of Projects and Share) .....	14
Figure 12: Percentage of SCCF Projects under Implementation with Performance Ratings of Moderately Satisfactory or Above by Agency as of June 30, 2022 .....	15
Figure 13: Distribution of Risk Ratings in LDCF and SCCF Projects under Implementation as of June 30, 2021 .....	19
Figure 14: Percentage of Projects that Mentioned COVID-19 Pandemic in the Implementation Documents by the Project Risk Rating.....	20

## INTRODUCTION

1. This review describes the performance, results, and the lessons learned from the portfolio of projects and programs financed under the Least Developed Countries Fund (LDCF) and the Special Climate Change Fund (SCCF) that had begun implementation on or before June 30, 2021 and that were under implementation during at least part of the fiscal year 2022 (FY22) (from July 1, 2021 to June 30, 2022). Key data from the active portfolio of the two funds analyzed in this review are presented in Table 1<sup>3</sup>. The review further provides information on management effectiveness and efficiency as it relates to the LDCF and the SCCF.

**Table 1: The LDCF and the SCCF Active Portfolio at a Glance as of June 30, 2022**

	LDCF	SCCF	Total
<b>Active portfolio in FY22: Projects that had begun implementation on or before June 30, 2021 and were under implementation during at least a part of FY22</b>			
Total GEF project financing committed towards active portfolio (US\$) <sup>4</sup>	\$447,501,190	\$99,201,069	\$546,702,259
Total cumulative disbursements from GEF Agencies to projects and programs (project grants, excluding Agency fees and PPG) (US\$)	\$257,484,896	\$53,439,241	\$310,924,137
Total confirmed co-financing (US\$)	\$2,064,385,992	\$590,021,525	\$2,654,407,517
Number of projects analyzed*	74	20	93
Number of countries	37	10	46

\* one LDCF-SCCF multi-trust fund project, and eight projects are multi-trust fund projects with the GEF Trust Fund.

## PROJECTS AND PROGRAMS UNDER IMPLEMENTATION

2. This section provides a quantitative overview of the portfolio of projects and programs that had begun implementation on or before June 30, 2021 and that were under implementation during at least a part of FY22. For a summary of total, cumulative funding approvals under the LDCF and the SCCF and expected portfolio-wide results as of March 31, 2023, please refer to the Progress Report of the LDCF and SCCF.<sup>5</sup>

<sup>3</sup> This analysis only includes projects for which implementation documentation has been submitted to the GEF Secretariat in the reporting period.

<sup>4</sup> Project Financing refers to a grant or concessional financing provided from any GEF managed trust fund to support the implementation of any Full-Sized Project, Medium-Sized Project, Enabling Activity or Program, excluding Co-Financing, Agency fees and Project Preparation Grants.

<sup>5</sup> GEF, 2023, [Progress Report on the LDCF and the SCCF](#), Council document GEF/LDCF.SCCF.34/05.



## Least Developed Countries Fund

3. The GEF Secretariat received 74 project implementation reports (PIRs) from 86 LDCF projects that had begun implementation on or before June 30, 2021 and were under implementation during at least part of FY22.<sup>6</sup> The Council approval dates of these projects ranged from December 2011 to November 2018, covering GEF-5 to GEF-7 periods. In addition, the GEF Secretariat received 12 mid-term reviews (MTRs) and 12 Terminal Evaluations (TEs) conducted during the reporting period.

4. The active portfolio includes 73 Full-Sized Projects (FSP) and one Medium-Sized Project (MSP). Of the 74 projects reviewed, 11 had completed their first full year of implementation as of June 30, 2022; 11 had completed their second year; while 52 projects were in more advanced stages of implementation. Annex I provides a list of LDCF project reports received by the GEF Secretariat for the analysis, including their ratings.

5. Total LDCF project financing commitments towards the active portfolio amounted to \$447.5 million as of June 30, 2022, with \$2,064.4 million in confirmed co-financing. Of the LDCF project financing that had been committed, \$257.5 million, or 58 percent, had been disbursed by the 74 projects. Funding commitments and disbursements are also summarized in Table 1. Eight projects reported on the total co-financing materialized at the TE stage, while four projects did not include this information. Total co-financing materialized at the TE stage for these eight projects that included co-financing information was \$340.9 million, or 99 percent of the amount that has been envisioned at the CEO endorsement stage.

### *Regional Distribution of LDCF Projects under Implementation*

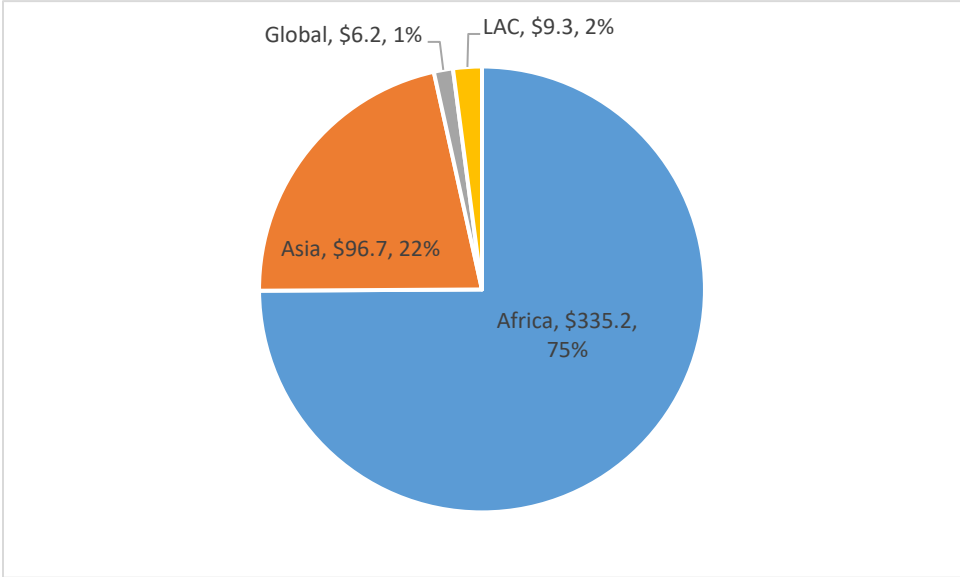
6. As of June 30, 2022, 75 percent of LDCF funding for projects under implementation had been committed towards projects in least developed countries (LDCs) in Africa, while 22 percent had been committed towards LDCs in Asia and the Pacific, and 2 percent to Latin America and Caribbean, which is Haiti (see Figure 1). The active LDCF portfolio includes nine projects in six small island developing States (SIDS) that are also LDCs, with funding commitments amounting to \$47.8 million, or 11 percent of the active portfolio.<sup>7</sup>

---

<sup>6</sup> This analysis only includes projects for which implementation documentation has been submitted to the GEF Secretariat in the reporting period.

<sup>7</sup> The SIDS included in this year's analysis are: Comoros, Haiti, Kiribati, Sao Tome and Principe, Timor Leste and Tuvalu.

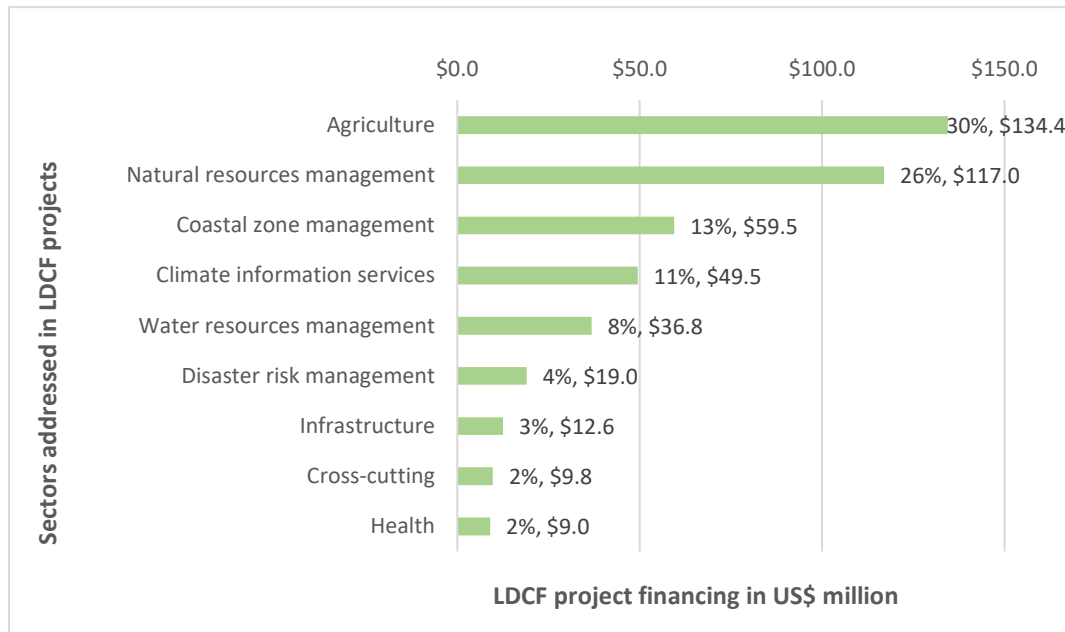
**Figure 1: Regional Distribution of LDCF Projects under Implementation as of June 30, 2022  
(\$ Million and Share)**



*Distribution of LDCF Projects under Implementation by Sector*

7. The GEF, through the LDCF, supports LDCs in addressing their urgent and immediate adaptation needs across all vulnerable sectors. Figure 2 presents the distribution of sectors primarily addressed by LDCF projects under implementation. Consistent with the priorities identified in LDCs’ National Adaptation Programs of Action (NAPA) and Nationally Determined Contributions (NDCs), 30 percent of projects in the active LDCF portfolio were primarily working to reduce the vulnerability of agricultural production and food systems. Natural resources management received 26 percent of funding commitments, followed by coastal-zone management and climate information services, each receiving 13 percent and 11 percent.

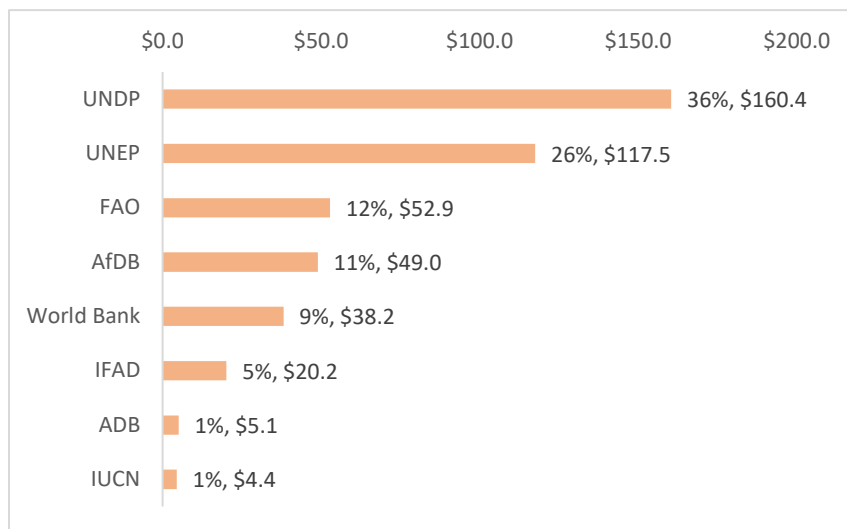
**Figure 2: Distribution of LDCF Projects under Implementation by Sector as of June 30, 2022  
(\$ Million and Share)**



*Distribution of LDCF Projects under Implementation by GEF Agency*

8. As of June 30, 2021, nine GEF Agencies were involved in LDCF projects under implementation, with the United Nations Development Programme (UNDP) holding the largest share of the active portfolio at \$160.4 million or 36 percent of total funding commitments of \$447.5 million in project financing. The United Nations Environment Programme (UNEP) had the second largest share at \$117.5 million or 26 percent of total funding commitments, followed by the Food and Agricultural Organization (FAO), as shown in Figure 3. This distribution is based on 74 projects for which project monitoring documentation has been submitted to the GEF Secretariat during the reporting period.

**Figure 3: Distribution of LDCF Projects under Implementation by Lead GEF Agency as of June 30, 2022 (\$ Million and Share by Agency)**



#### *Performance Ratings of LDCF Projects under Implementation*

9. Sixty LDCF projects under implementation, or 81 percent of the projects under implementation for which performance ratings were received, were rated moderately satisfactory (MS) or higher in terms of their progress towards development objectives (DO).<sup>8</sup> Fifty-four projects, or 74 percent, were also rated MS or higher in their implementation progress (IP) (see Figures 4 and 5). IP ratings are based on progress made during a given reporting period, whereas DO ratings are based on the likelihood that a project will achieve its stated objectives by the end of implementation.

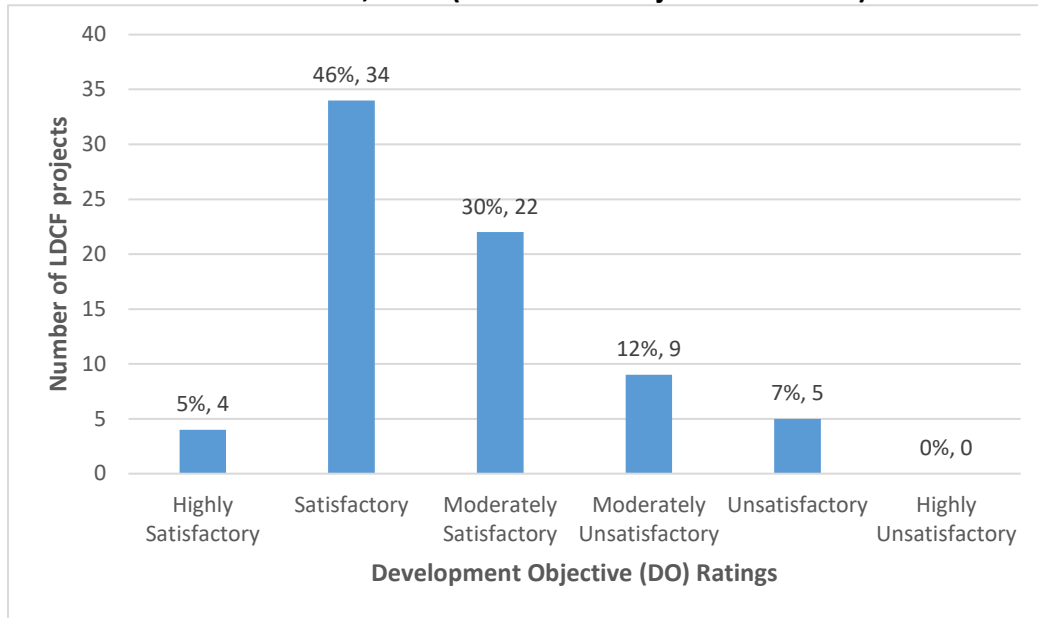
10. Three projects received both DO and IP ratings of Unsatisfactory (U), while no project received Highly Unsatisfactory (HU) for either of the ratings. The challenges concerning the projects which received DO and IP ratings of U are summarized in the section on Success Factors, Challenges, and Lessons Learned.

11. Figure 6 presents the percentage of LDCF projects rated MS or above in their DO and IP ratings by lead Agency. All Agencies, except UNDP, reported in achieving MS or above in 80 percent of their portfolio for both DO and IP ratings, with three Agencies reporting achieving MS or above in 100 percent of their projects. UNDP reported COVID as one of the reasons behind the rating. It should be also noted that Agencies may use different methodologies and levels of candor or stringency in applying project ratings.<sup>9</sup> This is the case of UNDP, which has made substantial changes to its annual reporting in 2017, resulting in a smaller share of projects rated

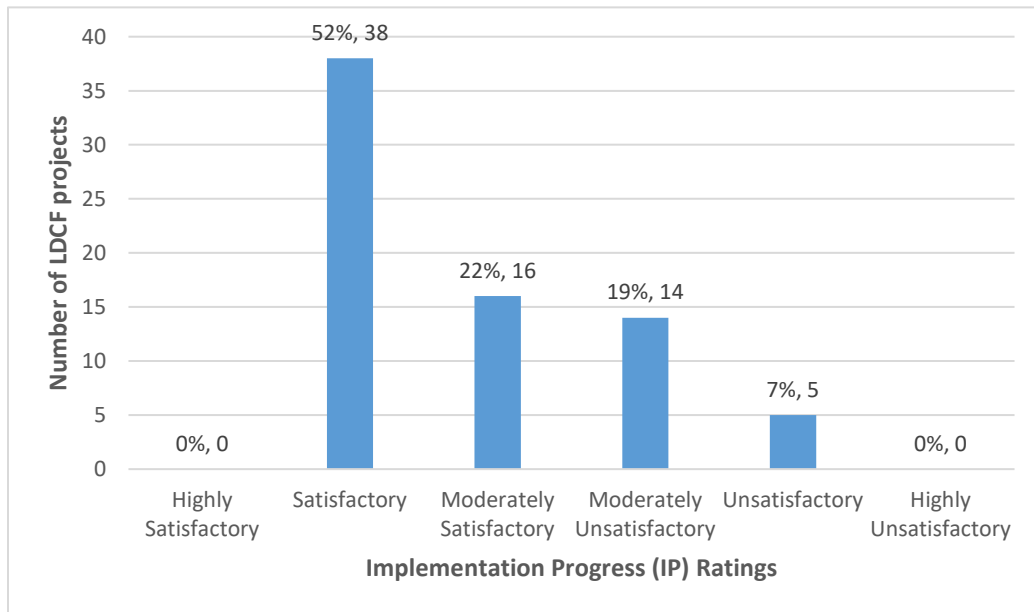
<sup>8</sup> Classification of ratings: Highly Satisfactory (HS), Satisfactory (S), Moderately Satisfactory (MS), Moderately Unsatisfactory (MU), Unsatisfactory (U), Highly Unsatisfactory (HU).

<sup>9</sup> GEF, 2022, [The GEF Monitoring Report 2022](#). Council document GEF/C.63/03.

**Figure 4: Development Objectives Ratings of LDCF Projects under Implementation as of June 30, 2022 (Number of Projects and Share)**

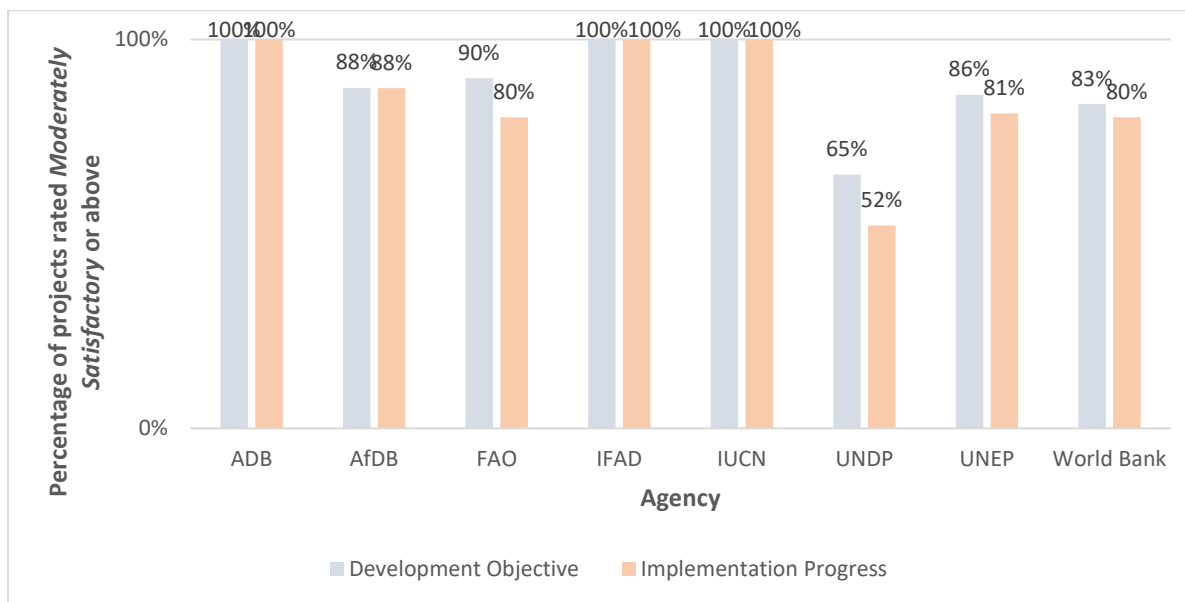


**Figure 5: Implementation Progress Ratings of LDCF Projects under Implementation as of June 30, 2022 (Number of Projects and Share)**



<sup>10</sup> GEF, 2022, [The GEF Monitoring Report 2022](#). Council document GEF/C.63/03.

**Figure 6: Percentage of LDCF Projects under Implementation with Performance Ratings of Moderately Satisfactory or Above by Agency as of June 30, 2022**



12. The trend analysis of DO and IP ratings rated MS or higher for the recent years is summarized in Table 2. DO and IP ratings at 81 percent and 74 percent have experienced a reduction of 1 percent and 7 percent in FY22 from FY21. In comparison, the FY22 DO and IP ratings for the GEF Trust Fund portfolio were at 86 percent and 83 percent.<sup>11</sup> The slightly lower ratings of the LDCF projects may be attributed to the fact that LDCF projects tend to be implemented in more challenging environments in general and with limited capacity to address COVID constraints, compared to the GEF Trust Fund portfolio.

**Table 2: Trend Analysis of Percentage of LDCF Projects under Implementation with Performance Ratings of Moderately Satisfactory or Above**

	FY20 Reference	FY21 Reference	FY22 Average
Projects rated in the satisfactory range for Development Outcome (%)	81% ●	82% ●	81% ●
Projects rated in the satisfactory range for Implementation Progress (%)	79% ●	81% ●	74% ●

● Above 80% of the project portfolio ● From 60% to 80% of the project portfolio  
● Below 60% of the project portfolio ● Data not available

<sup>11</sup> GEF, 2022, [The GEF Monitoring Report 2022](#). Council document GEF/C.63/03.

### *Results Achieved under the LDCF*

13. Results achieved under the active LDCF portfolio as of June 2022 are summarized in Table 3. The summary is framed around the GEF-7 strategic objectives and Core Indicators introduced as part of the updated results framework for adaptation to climate change for 2018 to 2022.<sup>12, 13, 14</sup> While Core Indicators in the updated results framework are compatible with the previous results-based management system indicators, the new framework further enables to report on sex-disaggregated results. At the request of the LDCF/SCCF Council at its 16<sup>th</sup> meeting in May 2014, the table also provides the total cumulative results achieved under the LDCF, including for projects that were completed before June 30, 2021.

14. As of June 30, 2022, the 74 projects contained in the active portfolio had already reached approximately 2.1 million direct beneficiaries and trained more than 163,000 people in various aspects of climate change adaptation. Fifty-one percent and 50 percent were female among those projects that reported on sex-disaggregated results for number of direct beneficiaries and number of people trained, respectively. Through these 74 projects, an estimated 407,000 hectares of land had also been brought under more resilient management. Moreover, over 320 policies and plans had been strengthened or developed, such as the development of the local planning and budgeting guides, to better address climate change risks and adaptation.

---

<sup>12</sup> GEF, 2018, [\*GEF Programming Strategy on Adaptation to Climate Change for the Least Developed Countries Fund and the Special Climate Change Fund and Operational Improvements July 2018 to June 2022\*](#). Council document GEF/LDCF.SCCF.24/03.

<sup>13</sup> GEF, 2018, [\*Updated Results Architecture for Adaptation to Climate Change under the LDCF and the SCCF\*](#). Council document GEF/LDCF.SCCF.25/05.

<sup>14</sup> GEF, 2019, [\*GEF Climate Change Adaptation Results Framework\*](#).

**Table 3: Portfolio-Level Results under the LDCF as of June 30, 2022**

	Cumulative results (incl. projects completed before FY22)	Results from active portfolio	No. of projects in active portfolio	No. of countries in active portfolio
Core Indicator 1: No. of direct beneficiaries / female ratio (%)*	18,813,443 / 51%	2,069,353 / 51%	44	38
Core Indicator 2: Area of land managed for climate resilience (ha)	2,804,270	407,884	31	21
Core Indicator 3: Total no. of policies/plans that will mainstream climate resilience	2,288	328	26	21
Core Indicator 4: Total no. of people trained / female ratio (%)*	668,919 / 50%	163,508 / 50%	43	25

\*: calculated from the projects that reported on female ratio per updated results framework for adaptation to climate change for 2018 to 2022.

15. In FY21, 12 TEs and nine MTRs were submitted along with trackable achievements in climate adaptation indicators. Tables 4 summarize the results achieved at the MTR and TE stages, respectively, for indicators those are compatible with GEF-7 Core Indicators,<sup>15, 16, 17</sup> by comparing the target set at the CEO Approval or Endorsement stages.

16. Overall, the data indicates that good progress is recorded at both MTR and TE stages for majority of Core Indicators, as shown in Table 4. In particular, at the TE stage, the result achievement ratio of the active projects exceeded the targets set at the approval/endorsement stage for two Core Indicators, namely number of direct beneficiaries and area of land managed for climate resilience. While the achievement ratios of areas of land managed for climate resilience (Core Indicator 2) and policy and plans that will mainstream climate resilience (Core Indicator 3) were 58 percent and 65 percent respectively at the MTR stage, achievement ratios of both Core Indicators were much higher at the TE stage. This implies longer lead time necessary to materialize such outcomes associated with land and policy, including prolonged process in receiving the signature from authorities and political changes. However, due to the small number

<sup>15</sup> GEF, 2018, [GEF Programming Strategy on Adaptation to Climate Change for the Least Developed Countries Fund and the Special Climate Change Fund and Operational Improvements July 2018 to June 2022](#). Council document GEF/LDCF.SCCF.24/03.

<sup>16</sup> GEF, 2018, [Updated Results Architecture for Adaptation to Climate Change under the LDCF and the SCCF](#). Council document GEF/LDCF.SCCF.25/05.

<sup>17</sup> GEF, 2019, [GEF Climate Change Adaptation Results Framework](#).



of the projects at TE stage, trends cannot be derived.

**Table 4: Average Result Achievement of LDCF Projects at MTR and TE Stages in the Reporting Period**

	<b>Achieved Results at Mid-Term Review against Expected Results</b>	<b>Achieved Results at Terminal Evaluation against Expected Results</b>
Core Indicator 1: No. of direct beneficiaries	>100%	>100%
Core Indicator 2: Area of land managed for climate resilience (ha)	58%	>100%
Core Indicator 3: Total no. of policies/plans that will mainstream climate resilience	65%	73%
Core Indicator 4: Total no. of people trained	>100%	89%

### **Special Climate Change Fund**

17. The GEF Secretariat received 20 PIRs from 26 SCCF projects that had begun implementation on or before June 30, 2021 and were under implementation during at least part of FY22.<sup>18</sup> The approval dates of these projects ranged from June 2012 to September 2019, from GEF-5 to GEF-7 periods. GEF Secretariat also received six TEs. GEF Secretariat did not receive any MTRs.

18. Eighteen of projects under the active portfolio were FSPs, while two were MSPs. Of the 20 projects reviewed, one had completed its first full year of implementation, two had completed its second year, while 17 projects were in more advanced stages of implementation. Annex II provides a list of the reports received for the active SCCF portfolio.

19. Overall, this year's cohort of SCCF projects showed high levels of achievement, as evidenced by high performance ratings and significant co-financing.

20. Total SCCF project financing commitments for the active portfolio amounted to \$99.2 million as of June 30, 2022, with \$590.0 million in confirmed co-financing. Of the SCCF project financing that had been committed, \$53.4 million, or 54 percent, had been disbursed by the 20 projects in the active portfolio. Funding commitments and disbursements are summarized in

---

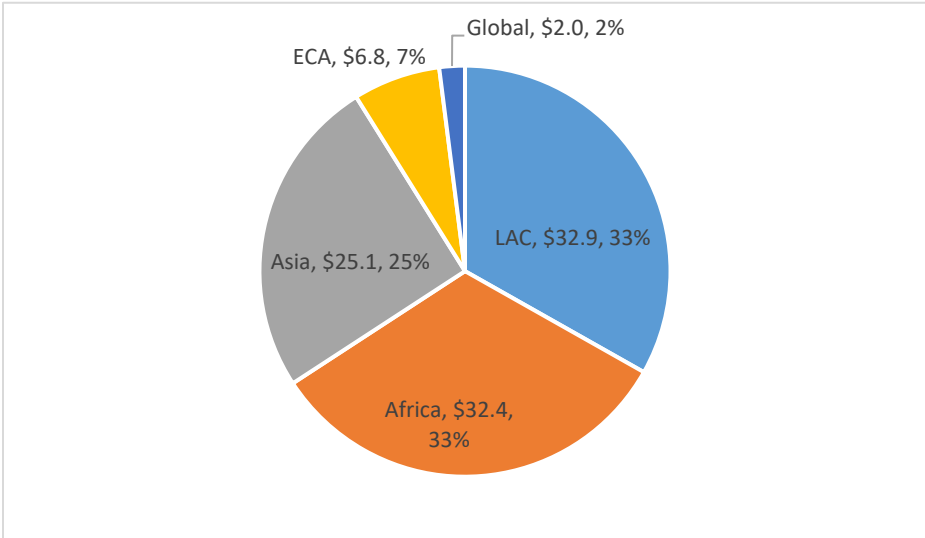
<sup>18</sup> This analysis only includes projects for which implementation documentation has been submitted to the GEF Secretariat in the reporting period.

Table 1. Total co-financing materialized at the TE stage was \$391.6 million, or 58 percent more than what has been envisioned at the CEO endorsement stage.

**Regional Distribution of SCCF Projects under Implementation**

21. As of June 30, 2022, the regional distribution of SCCF resources allocated to the active portfolio was balanced among three regions. Latin America and the Caribbean (LAC), Africa and Asia and the Pacific received about 33, 33 and 25 percent of funding commitments, respectively. Eastern Europe and Central Asia (ECA) received 7 percent while global projects received about 1 percent, as shown in Figure 7. SIDS benefited from \$13.0 million in funding commitments, or approximately 13 percent of the active portfolio.

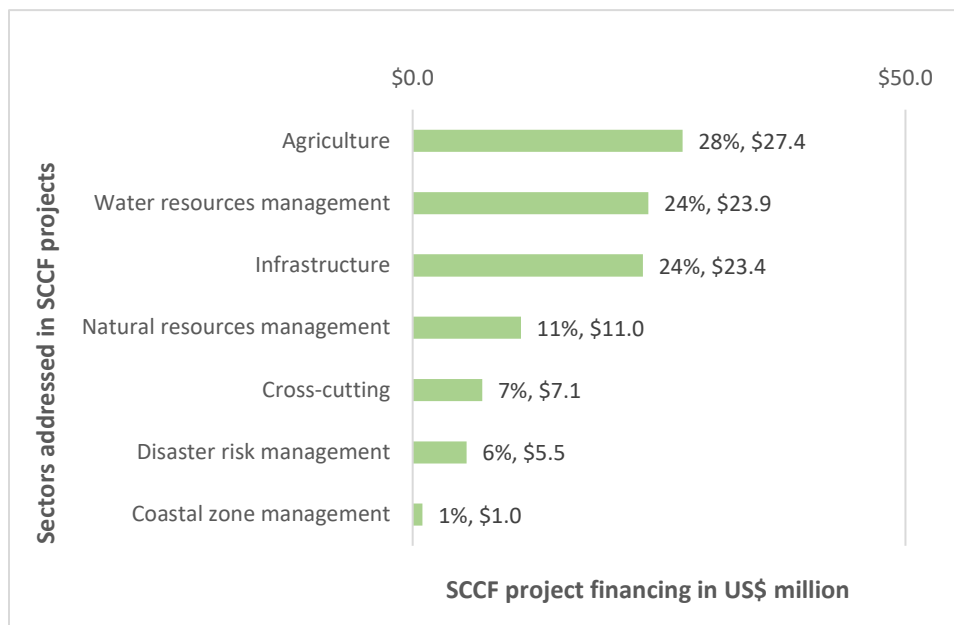
**Figure 7: Regional Distribution of SCCF Projects under Implementation as of June 30, 2022 (\$ Million and Share)**



**Distribution of SCCF Projects under Implementation by Sector**

22. Among the cohort for this year’s analysis, projects addressing agriculture, water resources management and infrastructure had the highest shares of SCCF resources, at 28 percent, 24 percent, and 24 percent respectively, as shown in Figure 8. Natural resources management comprised another priority for SCCF support, receiving 11 percent of total commitments.

**Figure 8: Distribution of SCCF Projects under Implementation by Sector as of June 30, 2022  
(\$ Million and Share)**

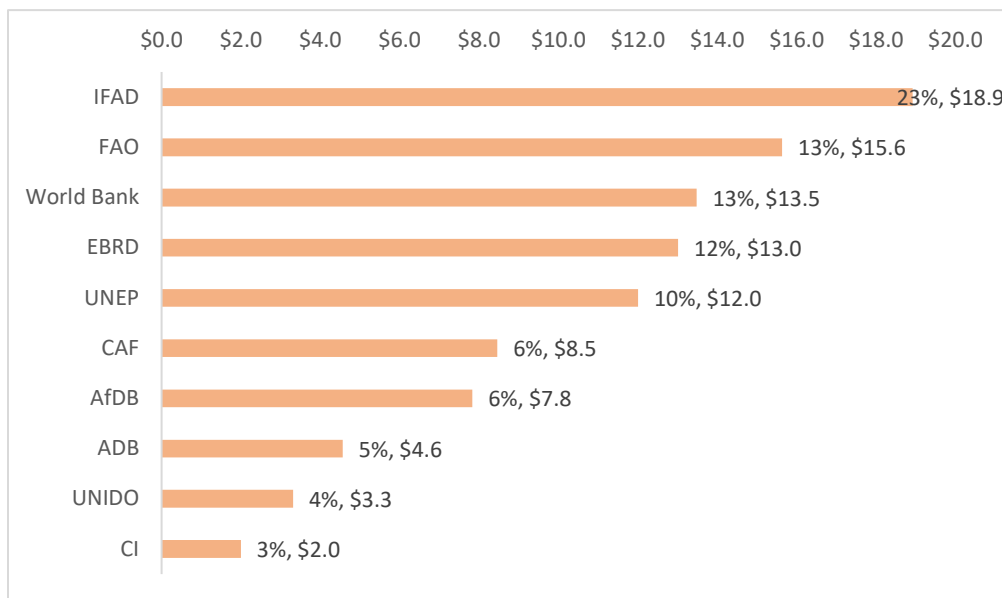


*Distribution of SCCF Projects under Implementation by GEF Agency*

23. As of June 30, 2022, ten GEF Agencies were involved in SCCF projects under implementation. The International Fund for Agricultural Development (IFAD) has the highest share of the active SCCF portfolio, with \$18.9 million, or 23 percent of the total funding commitments of \$99.2 million, followed by FAO with \$15.6 million, or 13 percent of total funding commitments, and the World Bank with \$13.5 million, or 13 percent (see Figure 9).<sup>19</sup>

<sup>19</sup> These figures include GEF project financing.

**Figure 9: Distribution of SCCF Projects under Implementation by GEF Agency as of June 30, 2022 (\$ Million and Share)**



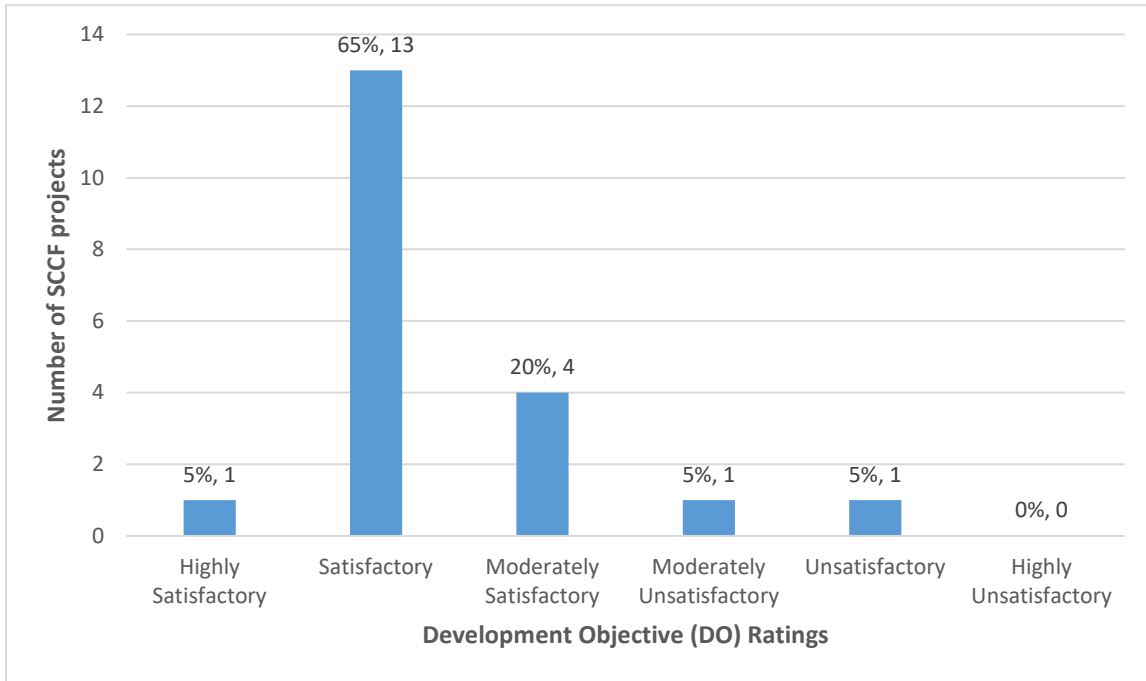
*Performance Ratings of SCCF Projects under Implementation*

24. All 20 SCCF projects that submitted reports in this year’s AMR cohort reported performance ratings. Of these, 18 projects, or 90 percent, received a DO rating of Moderately Satisfactory or higher. Similarly, 18 projects, or 90 percent, received an IP rating of Moderately Satisfactory or higher (see Figures 10 and 11 below).

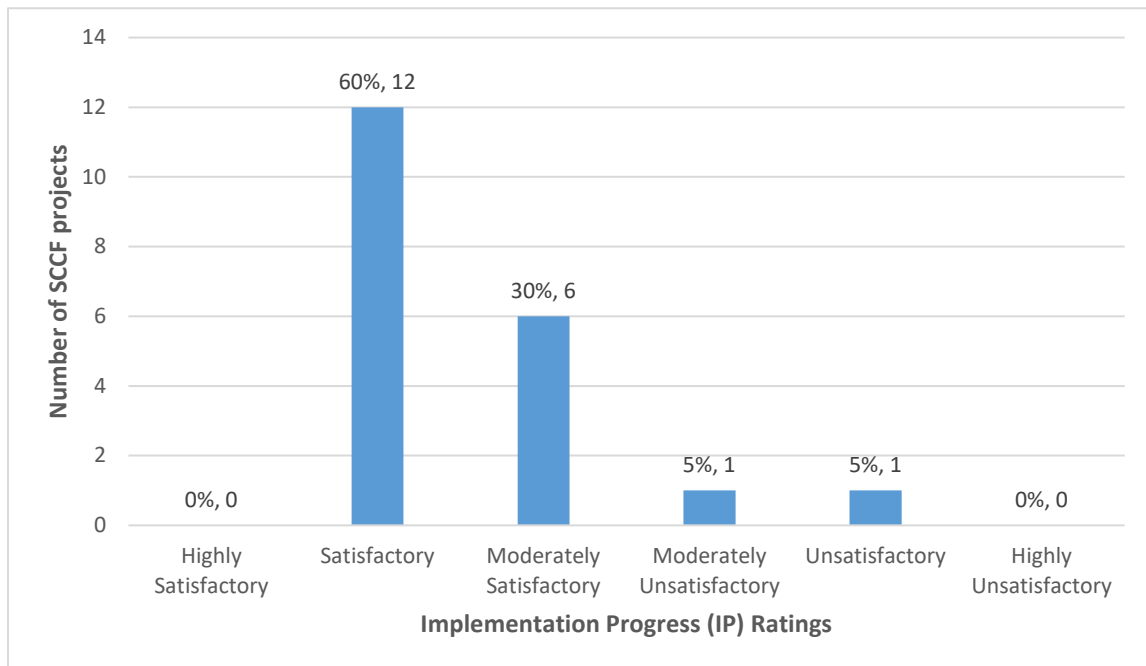
25. None of the SCCF projects in the active portfolio received a Highly Unsatisfactory (HU) IP rating in this year. One project received Unsatisfactory (U) ratings for both DO and IP.

26. Figure 12 presents the percentage of SCCF projects rated MS or above in their DO and IP ratings by Agency. While the number of projects per Agency is too small for an in-depth statistical analysis, eight out of ten Agencies received both DO and IP ratings in a satisfactory range for all of their projects. The African Development Bank (AfDB) and the World Bank received both DO and IP ratings in an unsatisfactory range of Moderately Unsatisfactory (MU) or lower for one project, with both Agencies having only two projects in total.

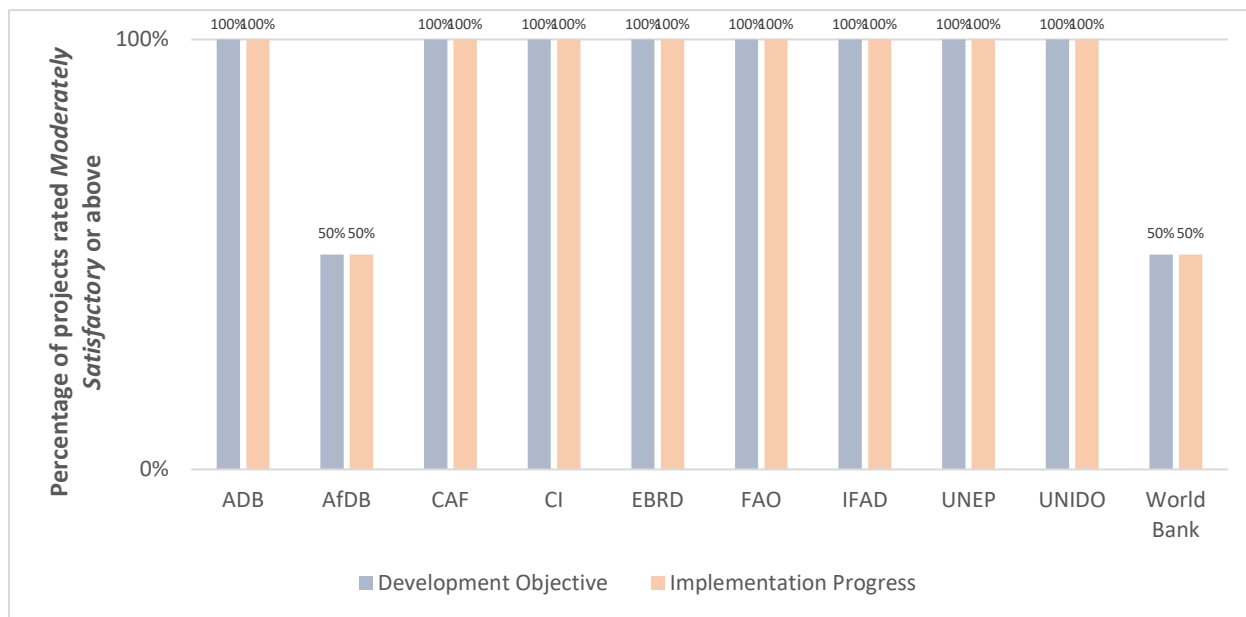
**Figure 10: Development Objectives Ratings of SCCF Projects under Implementation as of June 30, 2022 (Number of Projects and Share)**



**Figure 11: Implementation Progress Ratings of SCCF Projects under Implementation as of June 30, 2022 (Number of Projects and Share)**



**Figure 12: Percentage of SCCF Projects under Implementation with Performance Ratings of Moderately Satisfactory or Above by Agency as of June 30, 2022**



27. The trend analysis of DO and IP ratings rated MS or higher is summarized in Table 5. Both DO and IP ratings indicate a high performance of around 90 percent over the past years. The SCCF performance rating figures were higher than the performance rating of the FY22 GEF Trust Fund portfolio of 86 percent for DO ratings and 83 percent for IP rating.<sup>20</sup> The SCCF portfolio continues to demonstrate high levels of performance.

**Table 5: Trend Analysis of Percentage of SCCF Projects under Implementation with Performance Ratings of Moderately Satisfactory or Above**

	FY20 Reference	FY21 Reference	FY22 Average
Projects rated in the satisfactory range for Development Outcome (%)	91% ●	97% ●	90% ●
Projects rated in the satisfactory range for Implementation Progress (%)	94% ●	94% ●	90% ●

● Above 80% of the project portfolio ● From 60% to 80% of the project portfolio  
● Below 60% of the project portfolio ● Data not available

<sup>20</sup> GEF, 2022, [The GEF Monitoring Report 2022](#). Council document GEF/C.63/03.

## Results Achieved under the SCCF

28. The SCCF has a long history of tracking actual results. Table 6 summarizes both the results achieved under the active SCCF portfolio in FY22 and the total cumulative results. The summary is framed around the GEF-7 strategic objectives and Core Indicators introduced as part of the updated results framework for adaptation to climate change for 2018 to 2022.<sup>21, 22, 23</sup> Core Indicators in the updated results framework are compatible with the previous results-based management system indicators. The new framework further enables to report on sex-disaggregated results; however, SCCF projects in the active portfolio have not yet reported on sex-disaggregated results per the new framework. At the request of the LDCF/SCCF Council at its 16<sup>th</sup> meeting in May 2014, the table also provides the total cumulative results achieved under the SCCF, including for projects that were completed before June 30, 2021.

29. As of June 30, 2022, the 20 projects contained in the active portfolio had already reached more than 394,000 direct beneficiaries and trained more than 32,000 people in various aspects of climate change adaptation. More than 422,000 hectares of land had also been brought under more resilient management. Moreover, 63 policies and plans had been strengthened or developed to better address climate change risks.

**Table 6: Portfolio-Level Results under the SCCF as of June 30, 2022**

	Cumulative results (incl. projects completed before FY22)	Results from active portfolio	No. of projects in active portfolio	No. of countries in active portfolio
Core Indicator 1: No. of direct beneficiaries / female ratio (%)	6,775,523 / NA	394,869 / NA	11	8
Core Indicator 2: Area of land managed for climate resilience (ha)	6,826,690	422,763	6	4
Core Indicator 3: Total no. of policies/plans that will mainstream climate resilience	587	63	8	4
Core Indicator 4: Total no. of people trained / female ratio (%)	125,131 / NA	32,108 / NA	12	7

<sup>21</sup> GEF, 2018, [GEF Programming Strategy on Adaptation to Climate Change for the Least Developed Countries Fund and the Special Climate Change Fund and Operational Improvements July 2018 to June 2022](#). Council document GEF/LDCF.SCCF.24/03.

<sup>22</sup> GEF, 2018, [Updated Results Architecture for Adaptation to Climate Change under the LDCF and the SCCF](#). Council document GEF/LDCF.SCCF.25/05.

<sup>23</sup> GEF, 2019, [GEF Climate Change Adaptation Results Framework](#).

30. In FY22, six TEs were submitted along with trackable achievements in climate adaptation indicators, while no MTRs were submitted. Table 7 summarizes the results achieved at the TE stage, for indicators those are compatible with GEF-7 Core Indicators,<sup>24, 25, 26</sup> by comparing the target set at the CEO Approval or Endorsement stages.

31. The data shows that the cohort of six SCCF projects had achieved sufficient results above 80 percent for all four Core Indicators and higher results for all three Core Indicators at completion (TE stage) compared to expected results at CEO Approval/Endorsement stage. The achievement rate of number of direct beneficiaries (Core Indicator 1) was 80 percent. However, due to the small number of the projects at TE stage, trends cannot be derived.

**Table 7: Average Result Achievement of SCCF Projects at MTR and TE Stages in the Reporting Period**

	Achieved Results at Mid-Term Review against Expected Results	Achieved Results at Terminal Evaluation against Expected Results
Core Indicator 1: No. of direct beneficiaries	-	80%
Core Indicator 2: Area of land managed for climate resilience (ha)	-	>100%
Core Indicator 3: Total no. of policies/plans that will mainstream climate resilience	-	>100%
Core Indicator 4: Total no. of people trained	-	>100%

### Multi-Trust Fund Projects under Implementation

32. The GEF Secretariat received PIRs for ten projects that draw resources from multiple trust funds, six of which were projects that received support from the LDCF, and five received support from the SCCF (one project received support from both LDCF and SCCF). The Council approval dates of these projects ranged from June 2012 to December 2018, covering GEF-5 to GEF-7 periods. Of the ten projects reviewed, one had completed its second full year of implementation,

<sup>24</sup> GEF, 2018, [GEF Programming Strategy on Adaptation to Climate Change for the Least Developed Countries Fund and the Special Climate Change Fund and Operational Improvements July 2018 to June 2022](#). Council document GEF/LDCF.SCCF.24/03.

<sup>25</sup> GEF, 2018, [Updated Results Architecture for Adaptation to Climate Change under the LDCF and the SCCF](#). Council document GEF/LDCF.SCCF.25/05.

<sup>26</sup> GEF, 2019, [GEF Climate Change Adaptation Results Framework](#).



two had completed its fourth year, while four projects were in more advanced stages of implementation. One had submitted final Project Implementation Reports and two had submitted Terminal Evaluation Report. Total project financing commitments amounted to \$35.9 million from the LDCF and \$20.4 million from the SCCF (Annex 4), leveraging co-financing of \$ 134.7 million and \$117.1 million respectively.

33. Eighty eight percent of LDCF and SCCF multi-trust fund projects received IP and DO ratings of MS or above. One LDCF multi-trust fund projects received an IP rating of U. These ratings are generally higher than ratings of the active LDCF single trust fund portfolio while it is comparable with SCCF single trust fund portfolio presented in the previous sections.<sup>27</sup>

### **Risk Assessment and COVID-19 Impact**

34. This section delineates an overview of projects risks reported in project monitoring documentation submitted from the Agencies for LDCF and SCCF projects that had begun implementation on or before June 30, 2021 and that were under implementation during at least a part of FY22. Risk rating is explored as a proxy to assess the impact of COVID-19 to the projects under implementation.

### **Project Risk Analysis**

35. Risk ratings assess the overall risk of factors internal or external to the project that may affect implementation or prospects for achieving project objectives. Risks of projects are rated on the following scale in the PIR: High Risk (H); Substantial Risk (S); Modest Risk (M); and Low Risk (L). In this AMR, 92 projects provided risk ratings, including 72 LDCF and 20 SCCF with one MTF project between LDCF and SCCF. Among the risk reported cohort, 76 LDCF/SCCF projects indicated moderate or low risk and 16 projects indicated high or substantial risk.

36. The risk levels faced by LDCF and SCCF projects combined were reported as low or moderate for 83 percent of the projects (Figure 13). Overall, SCCF projects reported less risk compared to LDCF projects. While 80 percent of LDCF projects reported low or modest risks, 95 percent of SCCF projects rated low or modest risks. As LDCF is specifically for LDCs and SCCF is for any developing country, this difference in risk ratings may highlight more challenges faced amongst LDCs.

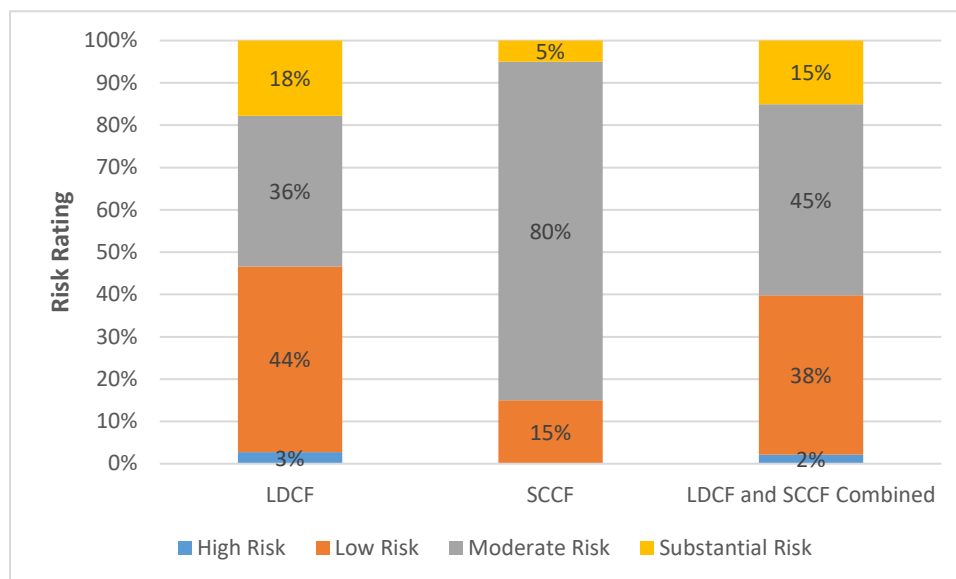
37. The overall risks faced by LDCF and SCCF projects were reported are comparable to those of the GEF Trust Fund. The GEF Monitoring Report for the same FY22 states that 85 percent, up from 75 percent a year ago, reported low or modest risk for the overall GEF Trust Fund projects.<sup>28</sup> The trend of LDC projects reporting higher risks is also evident in the GEF Trust Fund: 77 percent of GEF Trust Fund projects in LDCs reported low or modest risk, whereas 85 percent of the overall

---

<sup>27</sup> The Agency-specific IP/DO ratings analyzed in the LDCF and SCCF also includes MTF

<sup>28</sup> *ibid*

**Figure 13: Distribution of Risk Ratings in LDCF and SCCF Projects under Implementation as of June 30, 2022**



38. Risk ratings from the FY22 are at the comparable level as risk ratings from FY20 and FY21 as shown in Table 8. For LDCF, projects with low and moderate risk rating have increased to 80 percent comparing to FY21. Risk rating for SCCF has also improved marginally to 95 percent from 94 percent in FY21. Overall, this analysis shows that risk ratings at the portfolio level has improved to 83%, a sign that COVID-19 associated risk may be subsiding, as presented in further analysis below.

**Table 8: Comparison of Low or Moderate Risk Ratings in LDCF and SCCF Projects in FY20, FY21 and FY22 Portfolios**

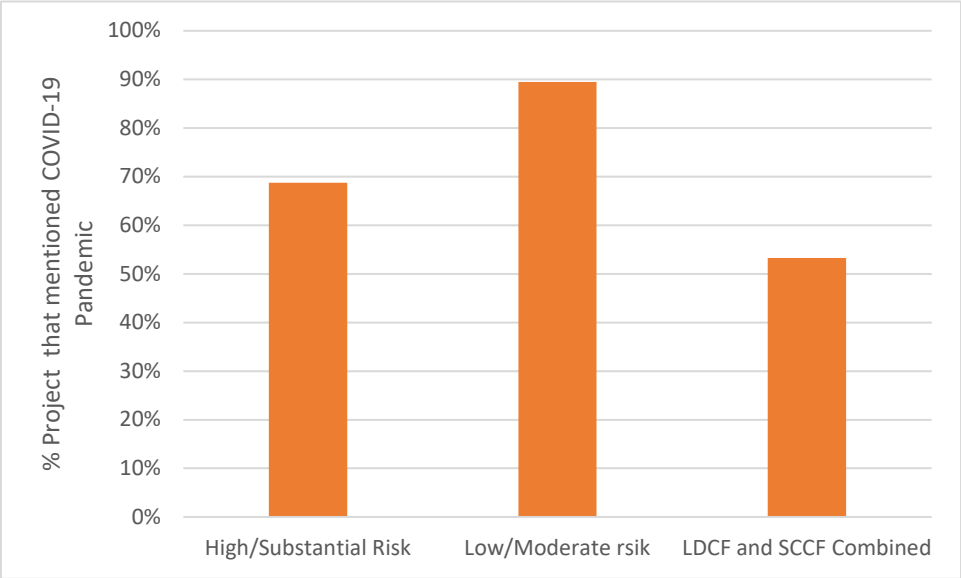
	FY20 Reference	FY21 Average	FY22 Average
<b>Total portfolio (LDCF + SCCF)</b>	77% ●	79% ●	83% ●
<b>LDCF portfolio</b>	72% ●	72% ●	80% ●
<b>SCCF portfolio</b>	89% ●	94% ●	95% ●

● Above 80% of the project portfolio ● From 60% to 80% of the project portfolio

39. An analysis also reveals that 89 percent of 76 projects with moderate or low risk, and over 69 percent of 16 projects with high or substantial risk specifically mentioned COVID-19 pandemic in their implementation documents (progress summary text). This is a reduction, comparing to the last AMR, where 84 percent of the project with high or substantial risk mentioned COVID-19

pandemic in their submitted PIR. However, the analysis suggests that the aftermath of COVID 19 is still being felt across the LDCF and SCCF portfolio as a whole, and COVID-19 as a risk factor is widely included in implementation documents, particularly in those of higher risk projects. The GEF will continue to monitor the risk to projects and identify changes over time at the portfolio level.

**Figure 14: Percentage of Projects that Mentioned COVID-19 Pandemic in the Implementation Documents by the Project Risk Rating**



## SUCCESS FACTORS, CHALLENGES, AND LESSONS LEARNED

40. This section provides the quantitative and qualitative analysis of the LDCF and SCCF projects drawing on the project monitoring documentation received. The analysis explores the following broad themes: (i) implementation progress analysis to identify challenges, (ii) key success factors and challenges behind project performance, (iii) enabling private sector engagement in adaptation, (iv) gender mainstreaming, and (v) stakeholder engagement.

41. The analysis is subject to limitations due to the fact that it relies in part on PIRs that are not primarily intended to perform an analytical function. As a result, the analysis does not attempt to synthesize the information provided, but rather to highlight illustrative examples with a focus on projects that were not previously highlighted in LDCF/SCCF AMRs, and those projects for which sufficient information and lessons were articulated.

### Implementation Progress Analysis

42. This analysis provides a comparison between the Implementation Progress (IP) ratings provided by Agencies and some key project implementation measurements, such as intended duration and disbursement rate, with a focus on key implementation elements where challenges can be identified.

43. Of the 93 LDCF and SCCF projects considered in this review, six projects (6.5 percent) had reached or exceeded their intended implementation duration<sup>29</sup> reported by Agencies but had not yet been completed within the intended duration. These “overdue” projects amounted to \$32.9 million in GEF project financing, of which \$28.1 million (85.4 percent) had been disbursed.

44. Among these six overdue projects, four projects were rated Satisfactory (S), one Moderately Unsatisfactory (MU) and one Unsatisfactory (U). The overdue projects were rated at lower than overall active portfolio for implementation progress—82 percent of the active portfolio was rated moderately satisfactory (MS) or higher, compared with 67 percent of overdue projects. One out of six overdue projects were funded by SCCF, and rated S.

45. Table 9 compares the Implementation Progress ratings against their disbursement rates for overdue projects. Overall, the disbursement rate for overdue projects is higher than the active portfolio at large—85.4 percent of the project financing of the overdue portfolio had been disbursed, compared with 60.3 percent disbursement rate of the active portfolio. This is as expected, as the overdue projects have been under implementation longer than the overall portfolio.

**Table 9: Comparison between the Implementation Progress Ratings and Disbursement Rate of LDCF and SCCF Projects under Implementation as of June 30, 2022**

---

<sup>29</sup> The intended duration is calculated from the expected completion date, reported by Agencies.

Overdue	Moderately Satisfactory or higher		Moderately lower	Unsatisfactory or lower
	Number of Projects	Cumulative Disbursement Rate	Number of Projects	Cumulative Disbursement Rate
by one year	1	83.5%	N/A	N/A
by one - two years	3	80.6%	2	94.4%

46. The Secretariat will continue to monitor active projects against their intended duration, disbursement rate and other implementation dimensions, and work with Agencies and country stakeholders with a view to ensuring that any implementation challenges can be identified and addressed.

**Understanding Project Performance: Key Success Factors and Challenges**

47. Of the 93 LDCF and SCCF projects considered in this review, five were rated Highly Satisfactory (HS) in terms of their progress towards development objectives (DO), which suggests that they may be considered as good practice at this juncture. These include four projects financed through the LDCF and one SCCF project.

48. The project “Building Resilience of Communities Living in Degraded Forests, Savannahs and Wetlands of Rwanda Through an Ecosystem Management Approach” (GEF ID: 5194; Country: Rwanda; PIF Approved: May 2, 2013; CEO Endorsement: November 9, 2015; GEF project financing: \$5.5 million), by UNEP with support from the LDCF received a DO rating of HS. With the lifting of COVID-19 related restrictions, the project’s remaining training, capacity building and awareness-raising activities have been able to proceed, with very good progress made. The project continues to demonstrate a strong and participative process of collaboration between Rwanda Environment Management Authority and the district-level institutions. As a result of strong alignment with district priorities and activities resulting from inclusion of project targets in district performance contracts, the project has also leveraged more co-finance than planned at the CEO endorsement stage. Community involvement in the execution of activities has continued to be good, particularly on clearing of invasive species in wetlands, planting of agroforestry trees, and establishment of radical terraces. With regards to the buffer zone encroachment, as the project responded to the needs of the communities through the provision of water facilities and livelihood projects, and currently livelihoods activities encroaching on the buffer zone have been reduced considerably (and will likely be completely eliminated). Therefore, the project will be able to maximize the benefits of the protection and restoration of the buffer zones. Engagement at the district level continues to ensure protection of ecosystems and resources, through continued awareness-raising and provision of livelihood improvement / diversification activities.

49. The main factors contributing to the overall success are: (i) significant reduction in the challenges posed by the COVID-19 pandemic and related restrictions on project implementation; (ii) lack of further damage on ecosystem-based adaptation interventions from climate-related hazards or extreme events, indicating a good resilience of the interventions; (iii) continued strong community engagement and buy-in; (iv) implementation of recommended measures to mitigate

and monitor environmental and social safeguard risks; and, (v) further reduced encroachment in buffer zone restoration activities, as a result of the provision of additional water supply for cattle and solar-powered irrigation.

50. The project “Climate Resilient Livestock Management Project” (GEF ID: 5394; Country: Zambia; PIF Approved: October 23, 2013; CEO Endorsement: January 13, 2016; GEF project financing: \$6.2 million), by AfDB with support from the LDCF received a DO rating of HS. The project has strengthened the market linkages by more than 60 percent through climate resilient feeder roads construction for the livestock farmers to the market center. In addition, many households have adopted the feed conservation strategy and are now able to make hay from harvesting the pasture from their fields. Farmers have benefitted from the livestock pass-on scheme and have now adopted this as a livelihood strategy helping them sustain and improve household income generation and enhance their livelihoods. These households are able to sell the excess milk to the processing centers to process into various dairy products such as ice cream and yogurt etc., thereby enhancing value addition and earning extra income for other household needs. The project has improved nutritional and food safety status of the direct beneficiaries and other communities through consumption of wholesome meat and milk products rich in proteins while increased economic activities have significantly boosted local development and value addition training has improved the skills and provided employment to women and youth.

51. The project “Strengthening Agro-climatic Monitoring and Information Systems (SAMIS) to improve adaptation to climate change and food security in Lao PDR” (GEF ID: 5462; Country: Lao PRD; PIF approved: January 7, 2014; CEO endorsed: July 27, 2016; GEF project financing: \$5.1 million), by FAO with support from the LDCF, received both DO of HS and IP ratings of S. Despite facing setback from COVID-19 on the implementing some of the activities related to training and planning, the project has developed technical capacity for sustained operation and use of Land Resource Information Management System (LRMIS) and Agro-Ecological Zoning to support agriculture policies and climate change adaptation. The key highlight includes development and launching of mobile app for agrometeorological advisory called Laos Climate Service for Agriculture (LaCSA) and climate-oriented land resource information management system to support producers, suppliers and decision makers to prepare for coming growing season and advise best course of action. The systems developed by the project are informing development of similar technical assistance initiatives elsewhere in the region. In addition, the project has trained more than 180 staff, against the target of 100 staff, in a multiplicity of advanced GIS systems and mapping. While careful attention has been paid to include women for trainings, low number of women in the government institutions has affected number of women trained. Department of Planning and Finance under the Ministry of Agriculture and Forestry as one of the executing partners of the project are completing an Agricultural Development Plan monitoring system. The project has also been successful in improving framework for knowledge sharing and packaging of lessons learned for local applications. Improved managerial capacity, mainly with enhanced capacity of the Department of Meteorology and Hydrology (DMH) over the life of the project, has contributed to the success.

52. The project “Adaptation SME Accelerator Project (ASAP)” (GEF ID: 10296; Country: Global; 1-Step CEO submission: June 28, 2019; CEO Approved: September 30, 2019; GEF project financing:

\$2.0 million), by CI with support from the SCCF, received DO and IP ratings of HS and S respectively. The Project has continued to make significant progress across all three project components of ASAP, building upon the previous activities of the project to build and grow the ecosystem of SMEs and supporting stakeholders involved in developing and delivering adaptation and resilience solutions in developing countries. The ASAP peer-reviewed taxonomy increased awareness among a variety of stakeholders and has served as a foundation to build collaboration and engage with SMEs, particularly those that did not think of themselves as having climate change-related technologies, in order to allow them to potentially access new sources of financing and potentially capture new markets for their solutions

53. ASAP continued to actively engage with a wide variety of accelerators. ASAP's main objective includes defining and catalyzing private markets for private adaptation solutions. The team has focused on engaging with a variety of stakeholders through various activities such as meetings and workshops. A particular goal in coordinating the Accelerator activities was to provide access to as many stakeholders as possible for the SMEs through defined Impact Metrics, Stakeholder Expert Forums and Investor Forums where companies had the chance to pitch their business to a variety of global investors and receive feedback. This resulted in engaging 140+ investors over 3 sessions, extending the reach and profile of the participating SMEs. For different regions, some of them, coinciding with significant global and regional events such as Earth Day and London Climate Action week, capitalizing on the political momentum.

54. On the other hand, two LDCF projects and one SCCF project received DO and IP ratings of Unsatisfactory. Eleven LDCF projects and two SCCF projects received Moderately Unsatisfactory (MU) or lower ratings for both DO and IP. None of the LDCF and SCCF projects in the active portfolio cohort received a Highly Unsatisfactory (HU) rating.

55. The project "Enhancing Whole of Islands Approach to Strengthen Community Resilience to Climate and Disaster Risks in Kiribati" (GEF ID: 9041; Country: Kiribati; PIF approved: March 2, 2017; CEO endorsed: November 17, 2020; GEF project financing: \$8.9 million), by UNDP with support from LDCF, received DO and IP ratings of U. No activities have been undertaken for this project during this reporting period and since the start of the project. This is due to the fact that the implementation of the project has been kept on hold by UNDP due to the need to revisit implementation arrangements for the project based on UNDP's enhanced oversight on capacities of implementing and responsible parties. The project was designed under National Implementation Modality with the Prime Minister's Office (Office of Te Beretitenti OB) as the Implementing Partner with GEF approved UNDP support services as per request from the Government of Kiribati (GoK) due to limitations in the Government's capacities to implement a project of this scale. Further due diligence by UNDP in 2021, revealed that they require further support to implement as a result of limitations in implementation capacities. This includes limitations in procurement and financial management capacities of the OB, as a first time GEF implementing partner in Kiribati. UNDP is currently working closely with the GoK to arrive at a workable implementation arrangement, taking into consideration the capacities within the Government as well as other partners in the country to support implementation of the project. These discussions and required assessments had been delayed as a result of COVID-19 that saw a complete standstill of international travel in and out of the country and was further

exacerbated when the country saw its first COVID case in January 2022. As part of the ongoing discussions, UNDP is working with the GoK to expedite delivery given the 18-month delay in start of the project already experienced once implementation can start. Finally, UNDP support to implementation and building the capacity of the Government stakeholders are being planned to reduce implementation risks and ensure sustainability of project interventions. Expedited and additional implementation support is being planned for the project to pick up delivery as soon as implementation can restart.

56. The project “Climate Adaptation and Resilience in Cambodia’s Coastal Fishery Dependent Communities (FSP)” (GEF ID: 9201; Country: Cambodia; PIF approved: August 27, 2018; CEO endorsed: October 29, 2020; GEF project financing: \$4.4 million), by FAO with support from LDCF, received DO and IP ratings of U. Except for few activities related to incorporating climate change adaptation into fishers and coastal framework and a inception workshop held in April 2022, limited progress was achieved during the reporting period. The project has not organized Project Steering Committee (PSC) meetings as well. The project faced challenges in timely recruitment of Chief Technical Adviser (CTA) and qualified national staff to set up Project management Unit (PMU), thus with knock-on effect on development of comprehensive workplan and implementation. COVID19 pandemic has also caused significant delay, especially with regards to challenges for conducting meetings.

57. The project “Adapting Afghan Communities to Climate Induced Disaster Risks” (GEF ID: 6914, Countries: Afghanistan; PIF approved: February 12, 2015; CEO endorsed: November 8, 2017; GEF project financing: \$5.6 million), implemented by UNDP with support from the LDCF, received DO and IP ratings of U. The Project has not been able to make progress since last reporting period, following 15 August 2021 political crisis in Afghanistan, where Taliban took over Kabul, disrupting project implementation. The project is subsequently suspended.

### **Enabling Private Sector Engagement in Adaptation**

58. The LDCF and SCCF portfolios exhibit lower levels of private sector engagement than the general GEF project portfolio, also with lower levels of private sector co-finance compared to those reported in the GEF Annual Impact Reports. While the focus of the LDCF/SCCF private sector engagement is on MSMEs, such as agricultural production mostly for local consumption rather than export, there are limited opportunities to develop value chain partnerships or linkages with the formal marketplace. These private sector engagement challenges are closely tied to the economic context of the LDCs generally, and the individual countries that may lack access to private sector resources or have limited economic diversification and thus reduced opportunities for significant co-finance, resource mobilization, technical and capacity development.

59. GEF resources in LDCs are targeted to climate change threats and the need for adaptation, including responses to the severe effects of weather events and disaster risk management. Such approaches also have fewer opportunities to engage the private sector broadly and are directed



more at the level of the public sector, often at the local government or provincial level administrative layers.

60. An analysis of the PIRs in the portfolio shows that successful private sector engagement is most often demonstrated through direct engagement with the MSME sector including through such approaches as participation in training, farmer field schools, demonstration projects, execution of the project and in participatory activities related to decision making, strategic planning and the allocation of resources.

61. Through review of all GEF-5 to GEF-7 PIRs, greater provision for private sector consultation could be made in the LDCF and SCCF projects with the goal of reaching a wider range of private sector actors. This could be undertaken through leveraging agency resources and their ability to connect with key markets and private sector actors beyond the immediate project areas. Additionally, other private sector landscape actors such as mining and energy companies that also share regional climate risks could be consulted in project activities, including through data and information sharing, resource mobilization and labor provision.

62. The adoption of technology, digital and information and communication technology (ICT) solutions for adaptation and resilience has progressed through the cycles of the LDCF and SCCF, notably in climate and weather forecasting to enhance adaptation capacity in the private sector.

63. The SCCF project “Climate Change Adaptation in the Eastern Caribbean Fisheries Sector” (GEF Project ID: 5667; Countries: St. Vincent and Grenadines, Grenada, Dominica, St. Lucia, Trinidad and Tobago, Antigua and Barbuda, St. Kitts and Nevis; PIF approved: March 21, 2014; CEO endorsed: January 20, 2016) implemented by FAO, trained a total of 1,392 stewards and fisherfolk in ICT, such as cellphone, GPS (global positioning system) and VHF (very high frequency) radios with the Caribbean ICT Research Program (CIRP) and 1221 VHF radios were sourced and distributed to better manage and adapt to sargassum seaweed events in the selected countries.

64. The LDCF funded “Strengthening Hydro-Meteorological and Climate Services” (GEF Project ID: 5451; Country: Congo DR; PIF approved: January 7, 2014; CEO endorsed: September 7, 2016) established a network of a functional EWS and the improvement of the hydrological and meteorological monitoring networks (small-scale rehabilitation of priority stations and installation of new sensors) and systems and software for performing meteorological, hydrological and climate modelling and forecasting. The project is further contributing substantially to the knowledge of climate variability in the DRC through financing of digitizing historical climate data which can be a valuable resource for the public and private sectors.

65. In the LDCF funded “Strengthening Agro-climatic Monitoring and Information Systems to Improve Adaptation to Climate Change and Food Security” (GEF Project ID: 5462; Country: Lao PDR; PIF approved: January 7, 2014; CEO endorsed: July 26, 2016) implemented by FAO, farmers report increased yields as a result of climate advisory services with information on rainfall and temperature provided a week in advance, and also information on pest and disease management through WhatsApp groups. Resources such as bulletins are available via links on smartphones and Facebook. Users report an 80-90 percent accuracy of the weather information that they

receive. Such resources can support a connected network of private sector actors and drive entrepreneurial activities through ICT.

66. Women's private sector activities are strongly evident in the LDCF and SCCF portfolio, going beyond inclusive approaches, participation rates and consultations and working towards the design and funding of women's private sector activities that build on the skills, resources, entrepreneurship, and specializations of women in their communities for climate change benefits.

67. In Angola, as part of the project "Enhancing Climate Change Resilience in the Benguela Current Fisheries System" (GEF Project ID: 5113; Countries: Angola, Namibia and South Africa; PIF approved: November 15, 2012; CEO endorsement: December 16, 2014) implemented by FAO, the engagement of women was based on the creation of fishing cooperatives exclusively for women in all coastal provinces. In these communities, men are responsible for going out to sea and catching fish. However, all the processing of fish and operations management is undertaken by women, including the running of the marine vessels, equipment, racks to dry fish and fishing conservation in the cooperatives. More women are now coordinating cooperatives than men along the Angolan coast. Interventions were developed that include the processing fish offal into fish meal and cold chain storage to better manage food loss and waste. In Namibia, there was increased support to women in post-harvest management through the establishment of the Namibia Women Fish Processors and Traders Network which will be a platform for women across Namibia to source markets, share information, and create employment.

68. The SCCF project "Mainstreaming Climate Change Adaptation through Water Resource Management in Leather Industrial Zone Development" (GEF ID: 5666; Country: Pakistan; PIF approved: March 21, 2014; CEO endorsed: December 9, 2015; GEF project financing: \$3.3 million) being implemented by UNIDO and executed through local partners the Sialkot Tannery Association Guarantee Ltd (STAGL) (Lead Executing Partner) District Government Sialkot, Irrigation and Environment Departments, Provincial Government Punjab highlights important developments and learnings in the engagement of the private sector. Firstly, through the value chain approach to engagement with the private sector, STAGL has 560 members, which can facilitate targeted interventions between SMEs and larger actors in the sector. Secondly, the project has made good use of the STAGL membership for the provision of technical assistance on modern techniques of finishing and to promote women's broader engagement in the industry by establishing a Gender Mainstreaming program upon operationalization of the Sialkot Tannery Zone (STZ), and STAGL has inducted female participants in STZ Common Facility and Training Center.

69. In relation to operationalizing private sector engagement, 30 percent of projects currently face escalating costs as a result of COVID-19 impacts, with private sector partners unable to complete work, meet contract requirements or supply the necessary plant and equipment. Challenges experienced from the private sector include finance, the delivery of equipment under budget following initial quotes, supply chain challenges, staffing and the availability of expertise in LDCF and SCCF geographies.

## **Gender Mainstreaming in Projects under Implementation**

70. In LDCs, women and girls are disproportionately affected by the negative impacts of climate change and environmental degradation owing to systemic inequalities that hinder women and girls from being active players in climate change responses. Climate change can also deepen existing gender inequalities, especially for women who depend on natural resources for their livelihoods. While women play important roles in sectors affected by climate change such as agriculture and fisheries, they are often marginalized in planning and decision-making processes, and have limited or no access to natural and financial resources impeding their effective engagements in climate action and sustainability.

71. In line with the ambition and requirements set out in the GEF Policy on Gender Equality, the LDCF and SCCF are making specific efforts to ensure that projects identify possible gender gaps and incorporate gender-responsive approaches early in project design, and ensure that activities and interventions to advance gender equality and women's empowerment are implemented and reported on. The examples presented below elaborate on how LDCF- and SCCF-funded projects have benefitted and engaged women and girls as agents of climate change.

72. The project "Adaptation SME Accelerator Project (ASAP)" (GEF ID: 10296; Country: Global; CEO approved: September 30, 2019; GEF project financing: \$2.0 million) implemented by CI under the SCCF, aims to build the ecosystem of SMEs involved in adaptation and climate resilience in developing countries through a program of market mapping, convening and network building, and incubation/acceleration. Gender equality and women's empowerment were embedded in all project components. For example, of the 79 SMEs in the Climate ASAP Directory, 51 percent were women-owned or co-founded. At the launch of the Adaptation SME Accelerator Programs, efforts were made to increase the pool of women applicants resulting in a higher proportion of women applicants in all three regions. Women-led companies accounted for 75 percent of applicants in Africa; 44 percent in Asia; and 56 percent in Latin America. Of the 24 SMEs selected for the cohort, the following proportions had women leadership in their founding team – 75 percent in Africa; 38 percent in Asia; and 38 percent in Latin America. These proportions exceeded the project's target of women beneficiaries. The project selected Village Capital, to implement the ASAP Climate Adaptation Accelerator in Africa, Asia, and Latin America. Of the Village Capital Team, women were strongly represented in both the leadership and implementation teams for the Accelerator. One aspect that the project review highlighted was that in the Latin America cohort, the companies with female founders and/or in leadership positions were represented in all program activities (including curriculum sessions and 1:1 financial check-ins) by their male counterparts. This was commented on by Village Capital's team as something that they have experienced in previous initiatives, as in some cases "female founders do not seek to have as much 'face time' with mentors, entrepreneurs or investors as male founders do." Gender mainstreaming was also included in the SME Climate Adaptation Impact Assessment and Reporting Tool and is being integrated where appropriate into impact studies that are being developed.

73. The project "Building Adaptive Capacity through the Scaling-up of Renewable Energy Technologies in Rural Cambodia (S-RET)" (GEF ID: 9103; Country: Cambodia; PIF approved: June

4, 2015; CEO endorsed: May 9, 2016; GEF project financing: \$4.6 million) implemented by IFAD under the SCCF, aims to achieve large-scale adoption of RET in the agricultural sector of Cambodia and improve livelihoods for poor rural people in the target provinces. The National Biodigester Program (NBP) component, while contributing to the reduction in the rate of deforestation and environmental deterioration also led to, among others: improvements in hygiene and health, especially of women and children, by reducing or eliminating smoke from wood-burning fuel and better management of dung, and in the longer term, improving the financial situation of households, many of which are headed by women, by substituting expensive fuel wood or kerosene, and increase in agricultural production through optimum utilization of digester effluent as organic fertilizer. The project reported that of the 2,862 NBP sold in 14 provinces, 58 percent of the purchasers were women. The Kosol/LES solar dryers are promising sources of income especially for women entrepreneurs, with 58 percent of women purchasing the available units for fish and meat drying, which fetches higher price in the market as a result of more efficient and quality products. Trainings on biodigester pre-construction awareness reached approximately 8,199 farmers, 52 percent of which were women. NBP also organized 117 compost training events reaching a total of 1,824 participants in 16 provinces, 60 percent of which were women.

74. The project “Enhancing Sustainability and Climate Resilience of Forest and Agricultural Landscape and Community Livelihoods” (GEF ID: 9199; Country: Bhutan; PIF approved: October 21, 2015; CEO endorsed: June 14, 2017; GEF project financing: \$13.9 million) implemented by UNDP under the GET and LDCF, aims to operationalize an integrated landscape approach through the strengthening of biological corridors, sustainable forest and agricultural systems, and build climate resilience of community livelihoods. The project reported narrowing the gender gap by economically empowering women, which is expected to help reduce gender-based violence in the long run. Concrete gender-specific results reported include helping a group of seven women established 8 metric ton cattle feed mill operated and managed by the women themselves. The mill has generated income for these women reducing their dependency on their spouses. It has also eased the women’s burden of collecting fodder for their cattle or herding them. The completion of an additional 10 kilometers of climate resilient irrigation in Lhuntse District is benefitting 2,438 women. Assured access to irrigation water will result in enhanced crop productivity, improved livelihood and income, particularly benefitting women. Women leadership in the Water User Association formed for Langpa-Nobgang integrated water supply system was fostered by the project, with the majority of its members being women (36 out of 63). This WUA was formed to protect water sources and managing water supply systems including their operations and maintenance. Finally, a total of 276.57 acres of land were converted to fodder/pastureland that benefitted about 600 farmers, 50 percent of which are women. In addition to protecting these areas from unsustainable grazing and preserving critical watersheds, this has improved women’s conditions, not only economically, but also from gender-based violence, as they no longer need to herd their cattle or collect fodder from far flung grasslands.

75. The project “CCA Growth: Implementing Climate Resilient and Green Economy plans in highland areas in Ethiopia” (GEF ID: 6927; Country: Ethiopia; PIF approved: October 30, 2014; CEO endorsed: August 6, 2015; GEF project financing: \$7.8 million) implemented by IFAD under

the SCCF, aims to enhance farmland productivity and income diversification in the reclaimed lands through increasing by 40 percent the average incomes of 60 percent rural poor household engaged in livestock value chains, with 30 percent of the target smallholders participating actively in commercial farming and business development by the end of the project. Gender is mainstreamed throughout the project activities. Women have been included in all the farmer field school (FFS) implemented so far, and disaggregated data were reported by target areas. The Sustainable Agriculture Investments and Livelihoods Programme (SAIL) project's results framework collects gender-disaggregated data, which helps assess progress on gender equality. As of June 2022, a cumulative total of 19,044 women out of 33,975 beneficiaries have benefited from the project activities. The project has provided 155 grants for women covering livestock, in-house machines and 25 kitchen gardens. In addition, the project has developed booklets, pamphlets and cartoon movies on gender-responsive measures. Other activities that are contributing to gender-related impacts include ensuring women's representation in community development associations, provision of ID cards for women, establishment of nurseries, health services provision, among others.

76. The project "CCA Growth: Implementing climate resilient and green economy plans in highland areas in Ethiopia" (GEF ID: 6967; Country: Ethiopia; PIF approved: December 2, 2015; CEO endorsed: March 1, 2017; GEF project financing: \$6.2 million) implemented by UNDP under the LDCF, aims to mainstream climate risks into national and sub-national planning processes thereby increasing the resilience of local communities across the Ethiopian highlands to climate change. Considerable efforts have been made to promote gender equality and the empowerment of women in the Highland Climate Change Adaptation project Woredas. Recognizing that gender inequalities are among the challenges in nearly all the project Woredas, the project sought the local government officials' and other stakeholders' commitment to work towards ensuring that men and women have equal power and equal opportunities in the project. Among the project's specific interventions included ensuring that women and men have equal opportunities in natural resources management and in income-generating activities related to the project, as well as in decision-making processes and innovative climate-smart technologies. As a result, of the total 59,722 project beneficiary farmers, 45.3 percent or 27,072 are women across the 8 project Woredas. These women have become key agents of change in the project's adaptation actions by transferring the skills and knowledge to their children and other family members. In addition, both women and men have become more motivated to participate in degraded watershed management with the construction of terraces and trenches, planting trees, and fodder grasses. Women and men are more inclined to engage in climate-smart agricultural practices such as the use of high-yielding varieties, composting and conservation agriculture, and improved home gardens and climate-smart technology application in their respective localities. This has greatly enhanced the expected environmental and/or resilience outcomes of the project.

### **Stakeholder Engagement**

77. Early consultation with and meaningful participation of local actors, including grassroots, civil society, women, youth and indigenous peoples and local communities, are key factors in the

successful implementation of LDCF and SCCF projects. Local leadership and effective participation of those stakeholders that are most impacted by climate change favors the design of strategies that are tailored to the specific challenges and conditions of the sites and to building effective adaptation solutions and climate resilience.

78. Supporting the participation on decision-making of the most vulnerable groups have a positive effect on the community as a whole and allows for more effective and sustainable projects. Local civil society organizations provide important support as executors or co-executors of project components and facilitators of capacity development activities and providers of technical support to other local stakeholders. The projects examples that follow have had different degrees and approaches to stakeholder engagement and they're intended for illustrations purposes and not for assessing the success of anyone approach:

79. The Project "Climate Resilient Livestock Management Project" (GEF ID: 5394; Country: Zambia; PIF approved: October 23, 2013; CEO endorsed: January 14, 2016; GEF project financing: \$6.2million), implemented by AfDB with support from LDCF has directly benefited local farmers and youth. The project, in its final PIR, has highlighted some of the key livelihood improvement of the local communities in building resilience to the impact of climate change in livestock sector. The project has made it possible for farmers to sell excess milk to the processing centers to process into various dairy products such as ice cream and yoghurt etc., thereby enhancing value addition and earning extra income for other household needs. These increased economic activities have significantly boosted local development, improved skills of the farmers and provided employment to women and youth. Improved water availability for livestock, animal husbandry management and market linkages for livestock products has also improved nutrition benefits in adults and children. The project underscores importance of engaging key stakeholders including farmers and public/private sector for full ownership of infrastructures and related interventions such as the rangeland promoted through rangeland community committees. The project has received HS and S for DO and IP rating, respectively.

80. The project "Integrating climate resilience into agricultural and pastoral production in Uganda, through a Farmer/Agro-pastoralist Field School Approach" (GEF ID: 7997; Country: Uganda; PIF approved: March 24, 2017; CEO endorsed: February 12, 2019; GEF project financing: \$6.9million), implemented by FAO with support from LDCF is underscoring proactive engagement of stakeholders. In addition to engaging with government agencies at all level, the project has identified new stakeholder at the grassroots level to be trained as Farmer's Field school facilitators, support development of community seed banks, community nurseries, and diversity fairs, and participate in the development of the land and management system. As the project's direct beneficiaries are local farming communities, indigenous peoples and local communities were at the center of project preparation process, guided by mechanisms for obtaining Free, Prior and Informed Consent (FPIC) with the indigenous communities. During group formulation there was deliberate consideration for participation of the indigenous people in proposed project area. In addition to the Project Steering committee meeting and other technical engagement, project has carried out four Local level inception workshops and provided opportunities for making initial planning arrangements with District Focal Points and District Farmers Associations,

who have demonstrated readiness for project implementation. The project in its 3<sup>rd</sup> PIR has rated S for both DO and IP ratings.

81. The project “Enhancing Climate Change Resilience in the Benguela Current Fisheries System” (GEF ID: 5113; Country: Angola, Namibia, South Africa; PIF approved: November 15, 2012; CEO endorsed: December 17, 2014; GEF project financing: \$4.7 million), implemented by FAO with support from LDCF and SCCF, aims to reduce vulnerability to climate change in local, small-scale fisheries and fishing communities being at a high risk, through developing a community-based adaptation plan and piloting. In addition, capacity building component of the project targets local communities in the most highly vulnerable areas. The project works with non-governmental and/or civil society organizations in all three countries, particularly with the fishing communities, cooperatives and their local support agencies (NGOs). NGOs and CSOs have been engaged in workshops and consultations. Examples of CSOs in Angola include Ecological Youth (JEA), Futuro Verde and the Association of Maritime Women, Port and Related Activities of Angola (AMPACA); in Namibia these include a women’s group in Luderitz and the Hanganeni Fishers Association in Henties Bay. In South Africa, CSOs include cooperatives and women’s groups in Humansdorp and Hondeklipbaai and Abalobi as an NGO. The fifth PIR from the project also reports that in South Africa, a short video clip was delivered on the impacts of climate change and the vulnerability of the women cooperative of Weskus Mandjie and their aim to become more resilient. It features the adaptation strategies and actions employed by Weskus Mandjie and their local knowledge about the changing conditions and accessibility of marine resources.

## MANAGEMENT EFFICIENCY AND EFFECTIVENESS

### Project Cycle Performance of GEF-8 Projects

82. Projects and programs financed under the LDCF and the SCCF follow GEF-wide standards for project cycle performance. The Project Cancellation Policy, approved by the GEF Council in December 2018, set out a time standard for FSPs to receive CEO endorsement no later than 18 months after Council approval, and for MSPs to receive CEO approval no later than 12 months after CEO PIF approval.<sup>30</sup> To help ensure that the time standards are met, the policy requires that Agencies submit FSPs for CEO endorsement within 12 months of Council Approval. MSPs need to be submitted for CEO Approval within 8 months of CEO PIF approval. If these submission dates or approval dates are not met, projects will be cancelled.

83. The Project Cancellation Policy has provisions indicating that if the project proponents cannot submit the CEO Endorsement/CEO Approval request package by the due date, the OFP (for national projects) or the GEF Agency (for regional/global projects) can send a notification to the GEF Secretariat to avoid project cancellation. The updated Project Cancellation Policy is applicable to all new projects submitted on or after March 1, 2019.<sup>31</sup>

84. The LDCF/SCCF council approved two FSPs as a part of the first Work Program constituted under the GEF-8 period. Both projects contribute to the goals and priority areas of the 2022-2026 GEF Programming Strategy on Adaptation to Climate Change<sup>32</sup> and are in compliance with the project cycle standards and Cancellation Policy as of May 1, 2023.

### Project Cycle Performance of GEF-7 Projects

85. During the GEF-7 period, the projects faced difficult and extraordinary circumstances due to COVID-19 pandemic and its consequences. In light of this, the GEF CEO notified countries on March 21, 2020 about her decision to provide an automatic extension of three months to the business standard deadlines applicable to the submission of CEO Endorsements or Approvals. On June 1, 2020, this deadline was extended by an additional three months, due to the extraordinary circumstances still posed by the pandemic and its impact on the required work. The extension is six months in total. In addition, a decision was made in the 59<sup>th</sup> GEF Council Meeting (December 2020) that the GEF CEO may grant extensions to cancellation deadlines for all project types for a total of up to 24 months, upon request from the OFP (for national projects) or the GEF Agency (for regional/global projects).

86. Due to the extension of cancellation deadlines and notification to avoid project cancellation described above, all of the Council-approved FSPs from the GEF-7 period are in

---

<sup>30</sup> See GEF, 2018, [Project Cancellation Policy](#). Council document GEF/C.55.04/Rev.01.

<sup>31</sup> Projects approved prior to March 1, 2019 are subject to the previous cancellation policy. The FSPs approved by LDCF/SCCF Council in December 2018 therefore follow the previous policy.

<sup>32</sup> GEF, 2022, [GEF Programming Strategy on Adaptation to Climate Change for the Least Developed Countries Fund and the Special Climate Change Fund for the GEF-8 Period of July 2022 to June 2026 and Operational Improvements](#), Council Document GEF/LDCF.SCCF.32/04/Rev.01.



compliance with the project cycle standards and Cancellation Policy as of May 1, 2023. The LDCF/SCCF Council approved 65 FSPs and program under the LDCF and one MTF FSP under the SCCF in the GEF-7 period. Twenty-nine of these projects have submitted a notification to avoid project cancellation while thirty-four projects have submitted an extension request of the actual CEO endorsement deadline invoking force majeure to avoid project cancellation. All extension requested projects are under the LDCF. In addition, amongst the six projects that were approved by the GEF Council in December 2018 that fall under the previous cancellation policy, four projects have been endorsed as of May 1, 2023 (projects that have not been endorsed as of May 1, 2023 are included in a list provided in Annex III).

87. As of May 1, 2023, 46 out of 65 FSPs and programs approved by Council in GEF-7, including four child projects, had been endorsed. The average preparation time between Council approval and CEO Endorsement for the GEF-7 LDCF projects that were CEO endorsed by May 1, 2023 was 25.8 months. Under the SCCF, the LDCF/SCCF Council had approved one MTF FSP during GEF-7, and also has been endorsed.

88. Regarding MSPs, fourteen MSPs from the LDCF, six from the SCCF, and seven LDCF-SCCF MTF projects have been approved by the CEO in the GEF-7 period as of May 1, 2023. Among these, nine projects from the LDCF have been CEO approved and two are under implementation. Two projects from the SCCF have been CEO approved and four are under implementation. Three MTF projects are CEO approved while two projects are under implementation. The average preparation time for the GEF-7 LDCF SCCF projects that were CEO approved by May 1, 2023 was 13.5 months. All of these MSPs are in compliance with the project cycle standards and Cancellation Policy as of May 1, 2023.

### **Project Cycle Performance of GEF-6 Projects**

89. During the GEF-6 period, the LDCF/SCCF Council approved 41 FSPs under the LDCF, including two that form part of a programmatic approach. As of May 1, 2023, 37 of these projects had been endorsed. The average preparation time for the GEF-6 LDCF projects that were CEO endorsed by May 1, 2022 was 27 months. The number of projects that were CEO endorsed within 18 months of Council approval was four, or 11 percent.

90. Annex III provides a list of projects that had, as of May 1, 2023, exceeded the 18-month period since Council approval, which are two LDCF projects from the GEF-6 period. These all fall under previous cancellation policy that requires CEO endorsement submission to be made before 18 months from the date of Council approval of the PIF.

91. Under the SCCF, the LDCF/SCCF Council had approved ten FSPs during GEF-6. As of May 1, 2023, one of these SCCF projects had been dropped before CEO endorsement, one has been cancelled and all remaining eight projects had been CEO endorsed. Five of these SCCF projects, or 63 percent, were CEO endorsed within 18 months. The average preparation time for the endorsed GEF-6 SCCF projects was 13 months.

## Historical Performance Rating

92. Table 10 provides a performance rating share of active LDCF and SCCF projects and the historical performance rating as of June 30, 2022. Overall, the performance rating of the active portfolio is comparable or slightly lower than the historical ratings. The SCCF ratings continue to be higher than the LDCF ratings for both historical and current portfolio.

**Table 10: Performance Ratings Share of LDCF and SCCF Projects as of June 30, 2022**

	LDCF	SCCF	Total
Share of projects with a DO rating of <i>moderately satisfactory</i> or above (%)	81.1%	90.0%	83.0%
Share of projects with a DO rating of <i>satisfactory</i> or above (%)	51.4%	70.0%	55.3%
Historic share of projects with a DO rating of <i>moderately satisfactory</i> or above (%)	88.4%	92.2%	89.5%
Historic share of projects with a DO rating of <i>satisfactory</i> or above (%)	56.6%	67.5%	59.8%

93. A summary of management efficiency and effectiveness analysis, such as increased and diversified contributions, more efficient cost structure, and enhanced visibility of the LDCF and the SCCF, has been relocated to the Progress Report whose objective is to discuss operations aspect of the LDCF and SCCF.<sup>33</sup>

---

<sup>33</sup> GEF, 2023, [Progress Report on the LDCF and the SCCF](#), Council document GEF/LDCF.SCCF.34/05.

**ANNEX I: ACTIVE PORTFOLIO UNDER THE LDCF AS OF JUNE 30, 2022**

GEF ID	Country	Title	Lead GEF Agency	LDCF project financing (\$)	Co-financing (\$)	PIF Approval Date	Report	DO rating	IP rating
4453	Lesotho	Adaptation of Small-scale Agriculture (LASAP)	IFAD	4,330,000	21,146,000	12/05/2011	Final PIR	S	S
4568	Madagascar	Adapting Coastal Zone Management to Climate Change in Madagascar Considering Ecosystem and Livelihoods	UNEP	5,337,500	12,050,000	08/23/2012	7th PIR	S	S
4952	Rwanda	Landscape Approach to Forest Restoration and Conservation (LAFREC)	World Bank	4,045,000	5,696,000	06/07/2012	Final PIR	S	Not Rated
5021	Djibouti	Implementing Adaptation Technologies in Fragile Ecosystems of Djibouti's Central Plains	UNEP	7,360,000	14,170,000	11/30/2012	7th PIR	MS	MU
5071	Gambia	Strengthening Climate Services and Early Warning Systems in the Gambia for Climate Resilient Development and Adaptation to Climate Change – 2nd Phase of the GOTG/GEF/UNEP LDCF NAPA Early Warning Project	UNEP	8,000,000	21,510,000	04/10/2013	7th PIR	S	S
5113	Regional	Enhancing Climate Change Resilience in the Benguela Current Fisheries System	FAO	1,700,000	6,846,973	11/15/2012	6th PIR	S	S
5133	Regional	Senegal River Basin Climate Change Resilience Development Project	World Bank	12,000,000	49,600,000	04/12/2013	8th PIR	S	MS
5190	Mauritania	Improving Climate Resilience of Water Sector Investments with Appropriate Climate Adaptive Activities for Pastoral and Forestry Resources in Southern Mauritania	AfDB	6,350,000	14,580,000	03/12/2013	6th PIR	MU	MU
5194	Rwanda	Building Resilience of Communities Living in Degraded Forests, Savannahs and Wetlands of Rwanda Through an Ecosystem Management Approach	UNEP	5,500,000	9,244,000	05/02/2013	5th PIR	HS	S
5203	Nepal	Catalysing Ecosystem Restoration for Climate Resilient Natural Capital and Rural Livelihoods in Degraded Forests and Rangelands of Nepal.	UNEP	5,246,475	11,039,000	05/02/2013	4th PIR	S	S
5226	Congo DR	Improving Women and Children's Resilience and Capacity to Adapt to	UNDP	4,725,000	15,500,000	03/21/2013	7th PIR	S	U

GEF ID	Country	Title	Lead GEF Agency	LDCF project financing (\$)	Co-financing (\$)	PIF Approval Date	Report	DO rating	IP rating
		Climate Change in the Democratic Republic of the Congo.							
5230	Angola	Addressing Urgent Coastal Adaptation Needs and Capacity Gaps in Angola	UNEP	6,180,000	12,311,467	11/25/2013	5th PIR	U	MU
5232	Benin	Flood Control and Climate Resilience of Agriculture Infrastructures in Oueme Valley	AfDB	7,200,000	67,639,000	05/02/2013	6th PIR	S	S
5280	Congo DR	Resilience of Muanda's Communities from Coastal Erosion, Democratic Republic of Congo	UNDP	5,355,000	11,500,000	07/03/2013	6th PIR	MU	MU
5328	Malawi	Building Climate Change Resilience in the Fisheries Sector in Malawi	FAO	5,460,000	12,120,000	03/11/2014	5th PIR	MS	MU
5376	Chad	Enhancing the Resilience of the Agricultural Ecosystems	IFAD	7,305,936	24,500,000	09/18/2013	Final PIR	S	S
5382	Guinea	Ecosystem-Based Adaptation Targeting Vulnerable Communities of the Upper Guinea Region	UNDP	8,000,000	114,180,000	07/03/2013	6th PIR	S	S
5394	Zambia	Climate Resilient Livestock Management Project	AfDB	6,210,000	20,708,000	10/23/2013	Final PIR	HS	S
5414	Kiribati	Enhancing National Food Security in the Context of Global Climate Change	UNDP	4,446,210	7,140,000	07/03/2013	6th PIR	MU	U
5431	Benin	Strengthening the Resilience of the Energy Sector in Benin to the Impacts of Climate Change	UNDP	8,000,000	31,570,000	03/11/2014	5th PIR	S	S
5432	Angola	Integrating Climate Resilience into Agricultural and Agropastoral Production Systems through Soil Fertility Management in Key Productive and Vulnerable Areas Using the Farmers Field School Approach	FAO	6,668,182	23,619,230	07/30/2014	5th PIR	MS	MS
5451	Congo DR	Strengthening Hydro-Meteorological and Climate Services	World Bank	5,329,452	32,700,000	01/07/2014	5th PIR	MU	MU
5456	Bangladesh	Ecosystem-based Approaches to Adaptation (EbA) in the Drought-prone Barind Tract and Haor "Wetland" Area	UNEP	5,200,000	55,032,617	11/25/2013	2nd PIR	MS	MS
5462	Lao PDR	Strengthening Agro-climatic Monitoring and Information Systems to Improve Adaptation to Climate Change and Food Security in Lao PDR	FAO	5,479,452	16,130,000	01/07/2014	5th PIR	HS	S

GEF ID	Country	Title	Lead GEF Agency	LDCF project financing (\$)	Co-financing (\$)	PIF Approval Date	Report	DO rating	IP rating
5489	Lao PDR	Climate Adaptation in Wetlands Areas (CAWA)	FAO	4,717,579	15,367,380	01/07/2014	Final PIR	S	S
5531	Haiti	Ecosystem Approach to Haiti Cote Sud	UNEP	3,118,500	19,934,000	03/21/2014	Final PIR	S	S
5580	Mauritania	Development of an Improved and Innovative Management System for Sustainable Climate-resilient Livelihoods in Mauritania	UNEP	5,000,000	8,500,000	02/24/2014	4th PIR	S	S
5636	Bangladesh	Community-based Climate Resilient Fisheries and Aquaculture Development in Bangladesh	FAO	5,425,114	16,350,000	04/02/2014	3rd PIR	MS	S
5651	Sudan	Livestock and Rangeland Resilience Program	IFAD	8,526,000	32,349,000	03/26/2014	Final PIR	S	S
5694	Comoros	Building Climate Resilience through Rehabilitated Watersheds, Forests and Adaptive Livelihoods	UNEP	5,140,000	16,480,000	07/30/2014	5th PIR	S	S
5695	Tanzania	Ecosystem-Based Adaptation for Rural Resilience	UNEP	7,571,233	20,750,000	10/17/2014	4th PIR	MS	MS
5703	Sudan	Enhancing the Resilience of Communities Living in Climate Change Vulnerable Areas of Sudan Using Ecosystem Based Approaches to Adaptation (EbA)	UNEP	4,284,000	7,915,200	07/31/2014	5th PIR	MS	MS
5773	Timor Leste	Upscaling Climate-Proofing in the Transport Sector in Timor-Leste: Sector Wide Approaches	ADB	4,560,000	118,750,000	03/28/2014	7th PIR	S	S
5782	Gambia	Adapting Agriculture to Climate Change in the Gambia	FAO	6,288,356	36,830,000	07/30/2014	Final PIR	S	S
5815	Regional	Building Climate Resilience of Urban Systems through Ecosystem-based Adaptation (EbA) in the Asia-Pacific Region	UNEP	6,000,000	88,190,417	08/29/2014	3rd PIR	MS	MS
5867	Senegal	Promoting Innovative Finance and Community Based Adaptation in Communes Surrounding Community Natural Reserves (Ferlo, Niokolo Koba, Senegal River Bas Delta & Saloum Delta), Senegal	UNDP	5,460,000	33,841,169	12/02/2015	4th PIR	MU	MS
5868	Global	Expanding the Ongoing Support to Least Developed Countries (LDCs) with	UNEP	6,200,000	13,700,000	01/13/2015	5th PIR	S	S

GEF ID	Country	Title	Lead GEF Agency	LDCF project financing (\$)	Co-financing (\$)	PIF Approval Date	Report	DO rating	IP rating
		Country-driven Processes to Advance National Adaptation Plans (NAPs)							
5902	Sierra Leone	Adapting to Climate Change Induced Coastal Risks Management in Sierra Leone	UNDP	9,975,000	31,800,000	12/02/2015	4th PIR	MS	MU
5904	Benin	Strengthening the Resilience of Rural Livelihoods and Sub-national Government System to Climate Risks and Variability in Benin	UNDP	4,450,000	30,000,000	03/02/2016	4th PIR	MS	S
6912	Comoros	Strengthening Comoros Resilience Against Climate Change and Variability Related Disaster	UNDP	8,932,421	38,480,908	03/02/2016	4th PIR	MU	MU
6914	Afghanistan	Adapting Afghan Communities to Climate-Induced Disaster Risks	UNDP	5,600,000	65,500,000	12/02/2015	4th PIR	U	U
6926	Lesotho	Strengthening Climate Services in Lesotho for Climate Resilient Development and Adaptation to Climate Change	UNEP	5,000,000	37,060,000	11/22/2016	2nd PIR	MS	S
6967	Ethiopia	CCA Growth: Implementing Climate Resilient and Green Economy plans in highland areas in Ethiopia	UNDP	6,277,000	10,450,000	12/02/2015	5th PIR	S	S
6968	Chad	Chad National Adaptation Plan	UNDP	5,775,000	27,905,900	07/05/2016	3rd PIR	MS	S
6983	Mozambique	Mozambique: Building Resilience in the Coastal Zone through Ecosystem Based Approaches to Adaptation (EbA).	UNEP	6,000,000	22,900,328	11/22/2016	2nd PIR	U	MU
6984	Regional	Building Resilience of Health Systems in Asian LDCs to Climate Change	UNDP	9,000,000	27,061,600	03/02/2016	3rd PIR	S	S
6986	Rwanda	Building the Capacity of Rwanda's Government to Advance the National Adaptation Planning Process	UNEP	6,000,000	7,500,000	11/22/2016	2nd PIR	S	S
6988	Guinea-Bissau	Strengthening the Resilience of Vulnerable Coastal Areas and Communities to Climate Change in Guinea Bissau	UNDP	12,000,000	58,629,172	11/22/2016	3rd PIR	MU	MU
6989	Nepal	Developing Climate Resilient Livelihoods in the Vulnerable Watershed in Nepal	UNDP	7,000,000	35,793,000	04/10/2017	1st PIR	MS	MU
6991	Senegal	Senegal National Adaptation Plan	UNDP	2,913,750	11,553,623	11/22/2016	2nd PIR	MS	MS

GEF ID	Country	Title	Lead GEF Agency	LDCF project financing (\$)	Co-financing (\$)	PIF Approval Date	Report	DO rating	IP rating
7997	Uganda	Integrating Climate Resilience into Agricultural and Pastoral Production in Uganda, through a Farmer/Agro-Pastoralist Field School Approach	FAO	6,886,838	29,957,724	03/24/2017	3rd PIR	S	S
8009	Nepal	Ecosystem-Based Adaptation for Climate-resilient Development in the Kathmandu Valley, Nepal	UNEP	6,242,700	32,460,000	03/30/2017	1st PIR	MU	MU
8010	Burundi	Natural Landscapes Rehabilitation and Climate Change Adaptation in the Region of Mumirwa in Bujumbura and Mayor of Bujumbura through a Farmer Field School Approach	FAO	5,877,397	17,499,000	03/29/2017	3rd PIR	MS	MS
8013	Malawi	Climate Adaptation for Sustainable Water Supply	AfDB	2,643,500	39,500,000	05/17/2017	3rd PIR	S	S
8014	Lesotho	Climate Change Adaptation for Sustainable Rural Water Supply in Lowlands Lesotho	AfDB	4,416,210	16,040,000	03/24/2017	2nd PIR	S	S
8020	Niger	Planning and Financing Adaptation in Niger	UNDP	8,925,000	31,867,282	03/02/2017	1st PIR	MU	MU
8022	Lao PDR	Building the Capacity of the Lao PDR Government to Advance the National Adaptation Planning Process	UNEP	3,552,969	22,409,174	01/26/2018	1st PIR	MS	MS
8023	Guinea	Strengthening Climate Information and Early Warning Systems for Climate Resilient Development and Adaptation to Climate Change in Guinea	UNDP	5,000,000	33,047,300	03/02/2017	2nd PIR	S	S
8028	Somalia	Support for Integrated Water Resources Management to Ensure Water Access and Disaster Reduction for Somalia's Pastoralists	UNDP	8,831,000	69,744,000	10/19/2017	2nd PIR	S	S
8032	Burkina Faso	Promoting Index-based Weather Insurance for Small Holder Farmers in Burkina Faso	UNDP	4,466,175	24,500,000	03/30/2017	1st PIR	MS	MU
8033	Mauritania	Continental Wetlands Adaptation and Resilience to Climate Change	IUCN	4,449,542	7,057,990	03/02/2017	3rd PIR	S	S
8034	Zambia	Building the Resilience of Local Communities in Zambia through the Introduction of Ecosystem-based Adaptation (EbA) into Priority	UNEP	6,185,000	15,389,400	10/19/2017	1st PIR	MS	MS

GEF ID	Country	Title	Lead GEF Agency	LDCF project financing (\$)	Co-financing (\$)	PIF Approval Date	Report	DO rating	IP rating
		Ecosystems, including Wetlands and Forests							
8035	Uganda	Reducing the Climate Change Vulnerability of Local Communities in Uganda through EbA in Forest and Wetland Ecosystems	UNEP	4,350,000	16,600,000	03/27/2017	1st PIR	MS	MS
9041	Kiribati	Enhancing Whole of Islands Approach to Strengthen Community Resilience to Climate and Disaster Risks in Kiribati	UNDP	8,925,000	48,543,587	03/02/2017	1st PIR	U	U
9199	Bhutan	Enhancing Sustainability and Climate Resilience of Forest and Agricultural Landscape and Community Livelihoods	UNDP	10,500,000	42,630,300	10/21/2015	4th PIR	S	S
9201	Cambodia	Climate Adaptation and Resilience in Cambodia's Coastal Fishery Dependent Communities	FAO	4,350,000	24,054,751		1st PIR	U	U
9303	Ethiopia	Climate Change Adaptation in the Lowland Ecosystems of Ethiopia	UNDP	5,836,073	10,450,000	02/15/2018	1st PIR	S	MS
9325	Djibouti	RLACC - Rural Livelihoods' Adaptation to Climate Change in the Horn of Africa (PROGRAM)	AfDB	5,077,778	34,051,500	06/20/2013	5th PIR	S	S
9364	Sao Tome and Principe	São Tomé and Príncipe Additional Financing - West Africa Coastal Area Resilience Investment Project	World Bank	6,000,000	8,400,000		1st PIR	MS	MS
9488	Somalia	Rural Livelihoods' Adaptation to Climate Change in the Horn of Africa - Phase II (RLACC II)	AfDB	9,985,185	22,950,000	11/14/2014	2nd PIR	S	S
9501	Sudan	Rural Livelihoods' Adaptation to Climate Change in the Horn of Africa - Phase II (RLACC II)	AfDB	7,082,407	29,600,000	11/14/2014	2nd PIR	S	S
9512	Tuvalu	Climate Resilience in the Outer Islands of Tuvalu	ADB	500,000	13,510,000	09/06/2016	4th PIR	HS	S
9750	Haiti	Resilient Productive Landscapes in Haiti	World Bank	6,210,046	20,000,000	05/01/2017	4th PIR	MS	MS
10083	Sudan	Sustainable Natural Resources Management Project	World Bank	4,566,210	10,000,000	11/26/2018	1st PIR	MS	MS



**ANNEX II: ACTIVE PORTFOLIO UNDER THE SCCF AS OF JUNE 30, 2022**

GEF ID	Country	Title	Lead GEF Agency	SCCF project financing (\$)	Co-financing (\$)	PIF Approval Date	Report	DO rating	IP rating
4904	Regional	Pilot African Climate Technology Finance Center and Network	AfDB	5,250,000	27,200,000	06/07/2012	5th PIR	U	U
4956	Regional	Finance and Technology Transfer Centre for Climate Change (FIN-TeCC)	EBRD	1,818,182	12,601,667	06/07/2012	7th PIR	MS	MS
5113	Regional	Enhancing Climate Change Resilience in the Benguela Current Fisheries System	FAO	3,025,000	12,419,027	11/15/2012	6th PIR	S	S
5115	Kyrgyz Republic	Promoting Climate Resiliency of Water Supplies in Kyrgyzstan	EBRD	5,000,000	35,220,000	11/15/2012	7th PIR	S	S
5125	Lebanon	Smart Adaptation of Forest Landscapes in Mountain Areas (SALMA)	FAO	7,147,635	26,980,000	11/15/2012	5th PIR	MS	S
5384	Regional	Andes Adaptation to the Impact of Climate Change on Water Resources Project (AICCA)	CAF	8,456,621	58,181,237	06/20/2013	4th PIR	S	S
5523	Antigua and Barbuda	Building climate Resilience through Innovative Financing Mechanisms for Climate Change Adaptation	UNEP	5,000,000	12,900,000	11/07/2013	5th PIR	S	S
5666	Pakistan	Mainstreaming Climate Change Adaptation through Water Resource Management in Leather Industrial Zone Development	UNIDO	3,310,000	14,700,000	03/21/2014	6th PIR	S	MS
5667	Regional	Climate Change Adaptation in the Eastern Caribbean Fisheries Sector	FAO	5,460,000	37,542,000	03/21/2014	Final PIR	S	S
5681	Regional	Building Climate Resilience of Urban Systems through Ecosystem-based Adaptation (EbA) in Latin America and the Caribbean.	UNEP	6,000,000	29,734,000	03/21/2014	5th PIR	S	S
5685	Morocco	Increasing Productivity and Adaptive Capacity in Mountain Areas of Morocco (IPAC-MAM)	IFAD	6,510,000	28,000,000	03/21/2014	Final PIR	S	S
5687	Belize	Energy Resilience for Climate Adaptation	World Bank	8,000,000	3,975,000	03/21/2014	5th PIR	MU	MU
5814	Regional	Pacific Resilience Program	World Bank	5,479,452	40,217,000	06/04/2015	7th PIR	S	MS
6924	Viet Nam	Promoting Climate Resilience in Vietnamese Cities Management	ADB	4,566,210	77,897,100	10/30/2014	3rd PIR	S	S
6927	Egypt	Integrated Management and Innovation in Rural Settlements	IFAD	7,812,000	38,132,600	10/30/2014	7th PIR	S	MS

GEF ID	Country	Title	Lead GEF Agency	SCCF project financing (\$)	Co-financing (\$)	PIF Approval Date	Report	DO rating	IP rating
6951	Morocco	Enhancing the Climate Resilience of the Moroccan Ports Sector	EBRD	6,192,694	48,900,000	10/30/2014	6th PIR	MS	MS
9103	Cambodia	Building Adaptive Capacity through the Scaling-up of Renewable Energy Technologies in Rural Cambodia (S-RET)	IFAD	4,600,000	21,092,000	06/04/2015	Final PIR	MS	S
9326	Kenya	RLACC - Rural Livelihoods' Adaptation to Climate Change in the Horn of Africa (PROGRAM)	AfDB	2,577,778	58,938,000	06/20/2013	2nd PIR	S	S
9670	Regional	Enhancing Regional Climate Change Adaptation in the Mediterranean Marine and Coastal Areas	UNEP	1,000,000	4,891,894	05/22/2019	1st PIR	S	MS
10296	Global	Adaptation SME Accelerator Project (ASAP)	CI	1,995,497	500,000	09/30/2019	2nd PIR	HS	S

### ANNEX III: CEO ENDORSEMENT OVERDUE PROJECTS

The projects listed in this Annex were, as of May 1, 2023, overdue for CEO Endorsement.

GEF ID	Country	Title	GEF Agency	Council Approval Date	Trust Fund
9166	Chad*	Strengthening agro-ecosystems' adaptive capacity to climate change in the Lake Chad Basin (Lac, Kanem, Bahr El Ghazal, and part of the Hadjer-Lamis region)	FAO	8/27/2018	LDCF
9392	Congo DR*	Climate resilient growth and adaptation in Democratic Republic of Congo	UNDP	8/27/2018	LDCF
10105	Guinea-Bissau	Strengthening Climate Information and Early Warning Systems for Climate Resilient Development and Adaptation to Climate Change in Guinea Bissau	UNDP	12/20/2018	LDCF
10100	Mozambique	Scaling up Local Adaptation and Climate-risk Informed Planning for Resilient Livelihoods	UNDP	12/20/2018	LDCF

\*: These projects were posted for LDCF/SCCF Council approval by mail on May 29, 2018 following streamlined procedures for processing LDCF proposals, and were approved on a no objection basis on June 26, 2018. Due to operational changes that took place at the end of GEF-6 period, the issuance of the Council approval letters was postponed until early GEF-7. As the approval decision was taken in the GEF-6 period, they are considered as part of the GEF-6 portfolio.

**ANNEX IV: MULTI-TRUST FUND PROJECTS AND PROGRAMS UNDER IMPLEMENTATION AS OF JUNE 30, 2022**

GEF ID	Country	Title	Lead GEF Agency	Trust fund	LDCF/ SCCF project financing (\$)	Co-financing (\$)	PIF Approval Date	DO rating	IP rating
4880	Regional	Climate Technology transfer mechanisms and networks in Latin America and the Caribbean	IADB	SCCF	1,816,500	6,650,000	06/07/2012		
4904	Regional	Pilot African Climate Technology Finance Center and Network	AfDB	SCCF	5,250,000	27,200,000	06/07/2012	U	U
4952	Rwanda	Landscape Approach to Forest Restoration and Conservation (LAFREC)	World Bank	LDCF	4,045,000	5,696,000	06/07/2012		
4956	Regional	Finance and Technology Transfer Centre for Climate Change (FIN-TeCC)	EBRD	SCCF	1,818,182	12,601,667	06/07/2012	MS	MS
5113	Regional	Enhancing Climate Change Resilience in the Benguela Current Fisheries System	FAO	LDCF	1,700,000	6,846,973	11/15/2012	S	S
				SCCF	3,025,000	12,419,027	11/15/2012		
5133	Regional	Senegal River Basin Climate Change Resilience	World Bank	LDCF	12,000,000	49,600,000	04/12/2013	S	MS

		Developme nt Project								
<b>5384</b>	Regional	Andean Adaptation to the Impact of Climate Change on Water Resources Project	CAF	SCCF	8,456,621	58,181,237	06/20/2013	S	S	
<b>5531</b>	Haiti	Ecosystem Approach to Haiti's Cote Sud	UNEP	LDCF	3,118,500	19,934,000	03/21/2014	S	S	
<b>9199</b>	Bhutan	Enhancing Sustainabili ty and Resilience of Forest Landscape and Community Livelihoods	UNDP	LDCF	10,500,000	42,630,300	10/21/2015	S	S	
<b>10083</b>	Sudan	Sudan Sustainable Natural Resources Manageme nt Project	World Bank	LDCF	4,566,210	10,000,000	11/26/2018	MS	MS	