



GLOBAL ENVIRONMENT FACILITY
INVESTING IN OUR PLANET

www.theGEF.org

Accessing the GEF & GEF Project Cycle

GEF Expanded Constituency Workshop

Dead Sea, Jordan
September 09-10, 2015

Acronyms

GEB= Global Environmental Benefits

FSP = Full-Sized Project

MSP = Medium-Sized Project

EA = Enabling Activities

PA = Programmatic Approach

MIA= Minamata Convention Initial Assessment

ASGM NAP = “Artisanal and Small Scale Gold Mining” National Action Plan

NIP= National Implementation Plan

PIFs = Project Identification Form/concept of a project

PFD = Program Framework Document

PPG = Project Preparation Grant



GLOBAL ENVIRONMENT FACILITY
INVESTING IN OUR PLANET

GEF Project Requirements

- Country-driven
- GEF Focal Area Strategies
- Identifiable global benefits
- Participation
- Consistency with global Conventions

- Scientific and technical merit
- Financially sustainable and cost-effectiveness
- Monitoring, evaluation, and lessons learned
- Endorsed by the OFP
- Catalytic and leveraging role



GLOBAL ENVIRONMENT FACILITY
INVESTING IN OUR PLANET

How we fund?

GEF's Grant Schemes

GEF project types by Grant Size:

- Full-Sized Projects (FSPs): GEF grant > \$2 million
- Medium-Sized Projects (MSPs): GEF grant \leq \$2 million
- Enabling Activities (EAs): GEF grant is capped by respective focal area threshold:
 - ✓ **Biodiversity** (NBSAP up to \$250K, 6th National Report to CBD up to US\$30K, 3rd National Report on Cartagena Protocol up to US\$20K)
 - ✓ **Climate Change** (National Communications up to \$500K, BUR up to US\$ 352K)
 - ✓ **Land Degradation** up to \$150,000
 - ✓ **Chemical and Waste** (MIA \$200K; Persistent Organic Pollutants NIP \$250K; and ASGM NAP=\$500K)
- Programmatic Approach (PA)
- Small Grants Program (max \$50,000)

– ASGM NAP= “Artisanal and Small Scale Gold Mining” National Action Plan

– MIA= Minamata Convention Initial Assessment



GLOBAL ENVIRONMENT FACILITY
INVESTING IN OUR PLANET

Project Cycle Steps

Two major approval steps for Full-Sized Projects:

Council and the GEF Secretariat:

1. Council approval of work program
2. CEO endorsement of the project document

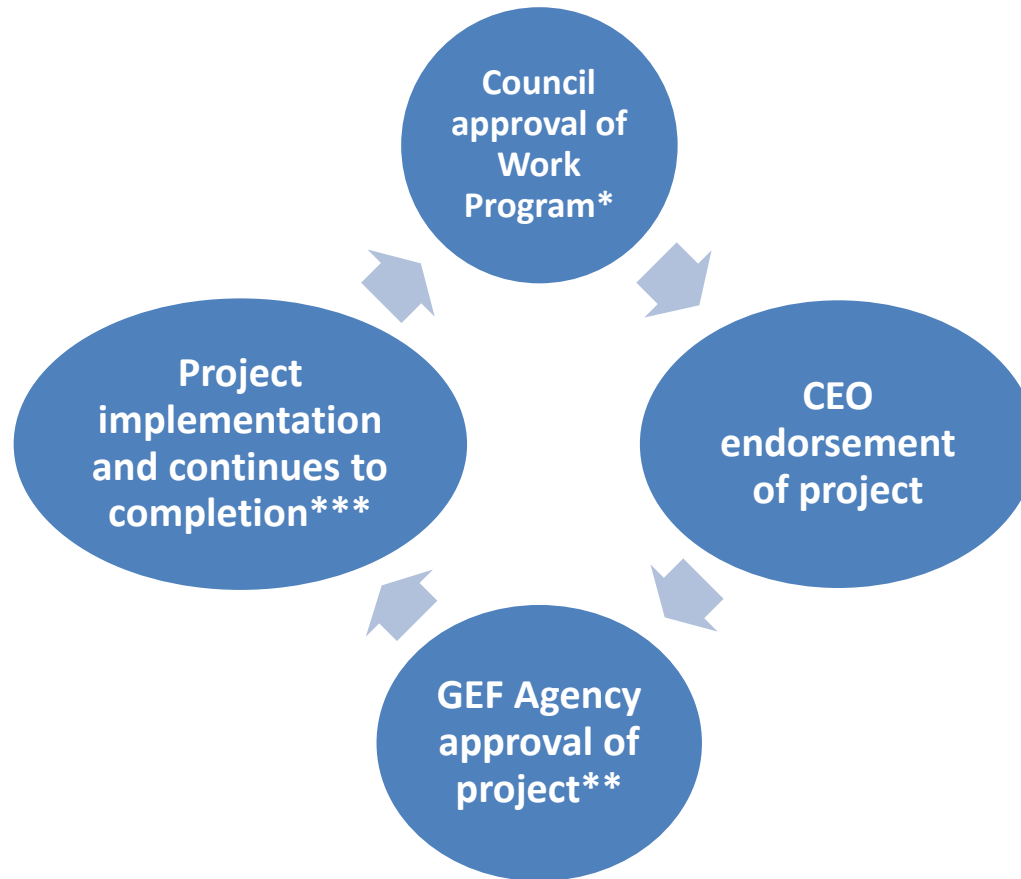
GEF Agency:

1. Approval of the project by the GEF Agency and implementation start
2. Completion of implementation, terminal evaluation and financial closure.



GLOBAL ENVIRONMENT FACILITY
INVESTING IN OUR PLANET

GEF Project Cycle



* Work Program consists of PIFs cleared by the CEO

** GEF Agency approval of project signifies start of project implementation

*** Project completion follows terminal evaluation and financial closure



GLOBAL ENVIRONMENT FACILITY
INVESTING IN OUR PLANET

Medium-sized Project Cycle

➤ One-step approach, preferred:

- Final MSP request and project document submit to the Secretariat for CEO approval, on a rolling basis.
- As needed, a PPG of up to \$50,000 can be requested with MSP submission.

➤ Two-step approach, only if required:

- Submission of a PIF with PPG request, if needed
- Submission of a final MSP document plus a MSP Approval Request for CEO approval



GLOBAL ENVIRONMENT FACILITY
INVESTING IN OUR PLANET

Enabling Activities Project Cycle

Enabling Activities follow two paths:

Direct Access (follow direct access policy – applies the World Bank Operations Policies and Procedures):

- Country applies directly to the Secretariat for funding

Regular procedures :

- Country works with a GEF Partner Agency to access funding.



GLOBAL ENVIRONMENT FACILITY
INVESTING IN OUR PLANET

Programmatic Approach Cycle

The new programmatic approach: approved by Council approval in the October 2014 Council meeting.

Steps include:

- Council approval of a Program Framework Document (PFD) included in a work program;
- CEO endorsement of fully prepared child projects under the program



GLOBAL ENVIRONMENT FACILITY
INVESTING IN OUR PLANET

Features of a Program

- Key document: [Program Framework Document \(PFD\)](#).
- All child projects under the Program have to be submitted for CEO endorsement by a deadline (or [Program Commitment Deadline](#)) agreed by relevant stakeholders during the preparation of the program concept or PFD.
- Child projects can apply for project preparation funding through submission of a PPG Request.



Country Endorsement

Endorsement by a national Operational Focal Point (OFP) is a requirement for the following:

- All PIFs to enter the work program, and for application of Project Preparation Grants (PPGs);
- PFDs submitted for work program inclusion;
- Request for CEO approval of MSP final projects;
- All EAs requesting CEO approval.

Projects in biodiversity, climate change, and land degradation focal areas also follow STAR rules.



GLOBAL ENVIRONMENT FACILITY
INVESTING IN OUR PLANET



GLOBAL ENVIRONMENT FACILITY
INVESTING IN OUR PLANET

www.theGEF.org

System for Transparent Allocation of Resources: STAR

Background

- The current mechanism by which GEF resources are allocated to countries in three focal areas – Biodiversity, Climate Change, and Land Degradation
- The Resource Allocation Framework (RAF) was the first PBA for the GEF and adopted for GEF-4
- The STAR updated the RAF and was implemented for GEF-5
- The STAR was recently updated for GEF-6



GLOBAL ENVIRONMENT FACILITY
INVESTING IN OUR PLANET

Objectives

- STAR aims to allocate scarce GEF resources within and among focal areas in order to:
 - maximise impact on the global environment
 - promote sound environmental policies and practices
 - meet convention requirements
 - match country driven priorities



GLOBAL ENVIRONMENT FACILITY
INVESTING IN OUR PLANET

GEF-6/STAR Budget Allocations Report



| Country | Is Flexible? | Climate Change | Biodiversity | Land Degradation | Country Total |
|---------------------|--------------|----------------|--------------|------------------|---------------|
| Tajikistan | True | \$2,000,000 | \$1,500,000 | \$2,776,009 | \$6,276,009 |
| Turkmenistan | False | \$4,987,726 | \$1,814,282 | \$3,289,095 | \$10,091,103 |
| Tunisia | False | \$2,665,583 | \$1,500,000 | \$5,040,731 | \$9,206,314 |
| Tonga | True | \$2,000,000 | \$1,699,666 | \$887,984 | \$4,587,650 |
| Timor Leste | True | \$3,000,000 | \$2,000,000 | \$1,000,000 | \$6,000,000 |
| Turkey | False | \$15,723,835 | \$7,140,343 | \$4,004,615 | \$26,868,793 |
| Trinidad and Tobago | True | \$2,293,687 | \$2,784,676 | \$1,137,257 | \$6,215,620 |
| Tuvalu | True | \$3,000,000 | \$2,000,000 | \$1,000,000 | \$6,000,000 |
| Tanzania | False | \$7,125,943 | \$15,901,251 | \$6,064,534 | \$29,091,728 |
| Ukraine | False | \$14,743,698 | \$1,500,000 | \$3,072,870 | \$19,316,568 |
| Uganda | False | \$3,765,683 | \$4,010,540 | \$2,223,080 | \$9,999,303 |
| Uruguay | True | \$2,681,284 | \$2,038,153 | \$613,390 | \$5,332,827 |
| | | | | | |



Calculating STAR allocations

1

- Determine Available Focal Area Funds

2

- Calculate “Country Scores”

3

- Calculate Preliminary Country Allocations

4

- Adjust for Floors and Ceilings

5

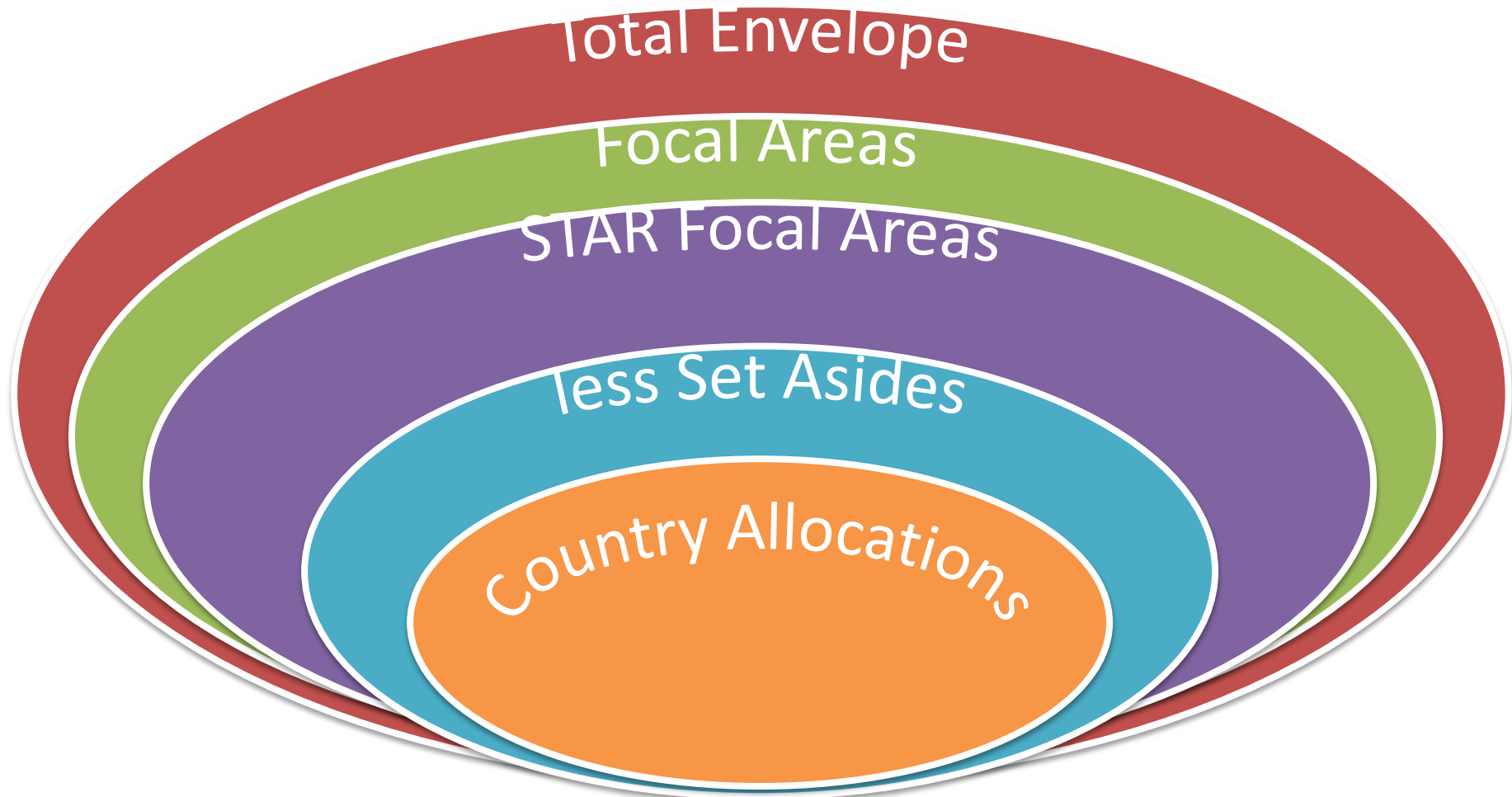
- Obtain Final Allocations

6

- Determine post-allocation Flexibilities



Available Focal Area Funds



GLOBAL ENVIRONMENT FACILITY
INVESTING IN OUR PLANET

Calculating STAR allocations

1

- Determine Available Focal Area Funds

2

- Calculate “Country Scores”

3

- Calculate Preliminary Country Allocations

4

- Adjust for Floors and Ceilings

5

- Obtain Final Allocations

6

- Determine post-allocation Flexibilities



GLOBAL ENVIRONMENT FACILITY
INVESTING IN OUR PLANET

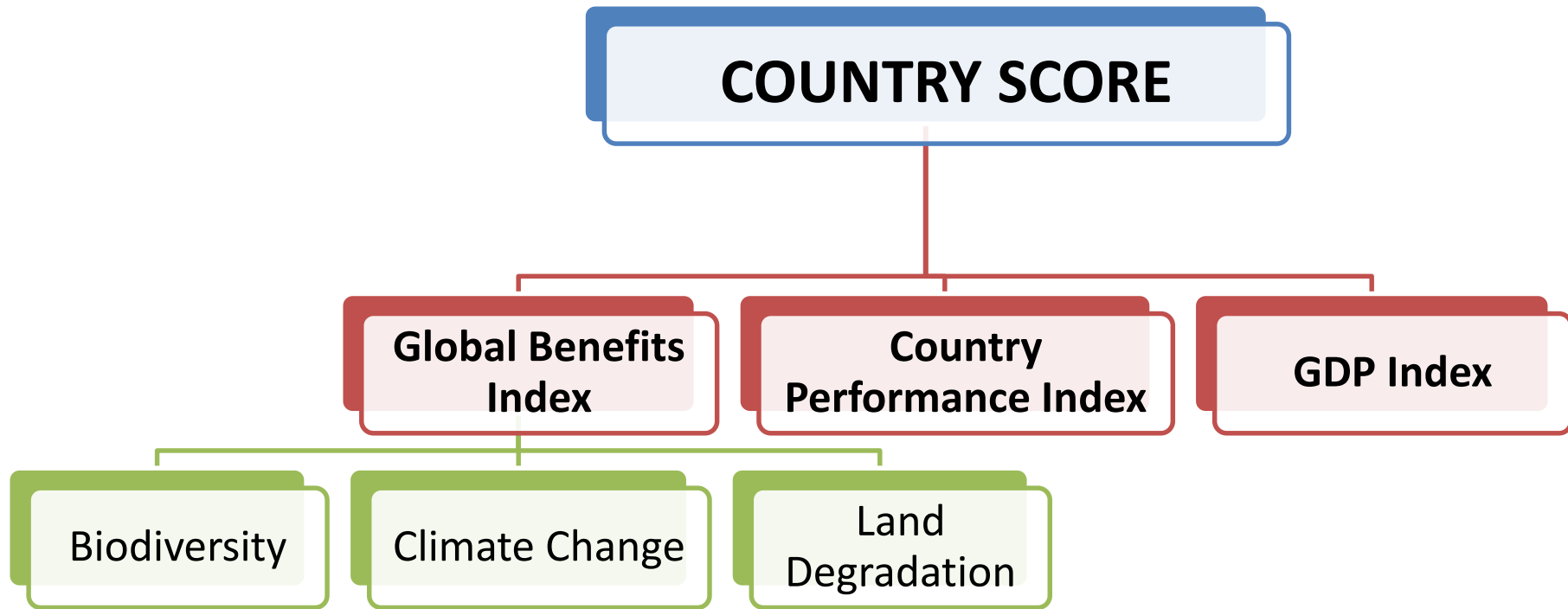
The main indices

- Global Benefits Index: measures a country's relative share of GEF potential benefits that can be generated by a fixed amount of resource input into a focal area
- Country Performance Index: measures a country's performance and capacity to deliver potential global environmental benefits *****
- GDP Index: designed to increase allocation of countries with a low GDP per capita



GLOBAL ENVIRONMENT FACILITY
INVESTING IN OUR PLANET

The country score



$$\text{Country Score} = \text{GBI}^{0.8} \text{CPI}^{1.0} \text{GDP}^{-0.08}$$



GLOBAL ENVIRONMENT FACILITY
INVESTING IN OUR PLANET

Calculating STAR allocations

1

- Determine Available Focal Area Funds

2

- Calculate “Country Scores”

3

- Calculate Preliminary Country Allocations

4

- Adjust for Floors and Ceilings

5

- Obtain Final Allocations

6

- Determine post-allocation Flexibilities



GLOBAL ENVIRONMENT FACILITY
INVESTING IN OUR PLANET

Preliminary country allocations

- Country Share =
$$\text{Country Score} / \text{Sum of Country Scores for all eligible countries}$$
- Preliminary Allocation =
$$\text{Country Share} * \text{Available Focal Area Funds}$$



GLOBAL ENVIRONMENT FACILITY
INVESTING IN OUR PLANET

Approximate Calculation: Trinidad and Tobago

| | <i>BIODIVERSITY</i> | <i>CLIMATE CHANGE</i> | <i>LAND DEGRADATION</i> |
|--|---------------------|-----------------------|-------------------------|
| <i>GBI</i> | 0.21 | 0.12 | 0.30 |
| <i>CPI</i> | 3.65 | | |
| <i>GDPI</i> | 17934.06 | | |
| <i>COUNTRY SCORE (GBI^{0.8} CPI^{1.0} GDP^{-0.08})</i> | 0.48 | 0.306 | 0.63 |
| <i>SUM OF COUNTRY SCORES</i> | 174.45 | 147.30 | 189.39 |
| <i>COUNTRY SHARE</i> | 0.002753 | 0.00208 | 0.00333 |
| <i>FOCAL AREA ALLOCATION</i> | 1051 | 941 | 346 |
| <i>PRELIMINARY COUNTRY ALLOCATION</i> | 2.89 | 1.96 | 1.15 |
| <i>FINAL COUNTRY ALLOCATION</i> | 2.78 | 2.29 | 1.14 |
| TOTAL ALLOCATION = 6.22 MILLION (FULLY FLEXIBLE COUNTRY) | | | |



GLOBAL ENVIRONMENT FACILITY
INVESTING IN OUR PLANET

Calculating STAR allocations

1

- Determine Available Focal Area Funds

2

- Calculate “Country Scores”

3

- Calculate Preliminary Country Allocations

4

- Adjust for Floors and Ceilings

5

- Obtain Final Allocations

6

- Determine post-allocation Flexibilities



GLOBAL ENVIRONMENT FACILITY
INVESTING IN OUR PLANET

Floors and Ceilings

| Focal Area | Floor for LDCs | Floor for Non LDCs | Ceiling % | Ceilings (US Mn) |
|------------------|----------------|--------------------|-----------|------------------|
| Climate Change | 3 | 2 | 10% | 126 |
| Biodiversity | 2 | 1.5 | 10% | 129.6 |
| Land Degradation | 1 | 0.5 | 10% | 43.1 |



GLOBAL ENVIRONMENT FACILITY
INVESTING IN OUR PLANET

Calculating STAR allocations

1

- Determine Available Focal Area Funds

2

- Calculate “Country Scores”

3

- Calculate Preliminary Country Allocations

4

- Adjust for Floors and Ceilings

5

- Obtain Final Allocations

6

- Determine post-allocation Flexibilities



GLOBAL ENVIRONMENT FACILITY
INVESTING IN OUR PLANET

Final allocations

- Adjustments for floors and ceilings mean there is a surplus or deficit relative to the preliminary allocation
- This is then allocated among countries using the country scores
- Process iterates until the full amount has been allocated among countries



GLOBAL ENVIRONMENT FACILITY
INVESTING IN OUR PLANET

Calculating STAR allocations

1

- Determine Available Focal Area Funds

2

- Calculate “Country Scores”

3

- Calculate Preliminary Country Allocations

4

- Adjust for Floors and Ceilings

5

- Obtain Final Allocations

6

- Determine post-allocation Flexibilities



GLOBAL ENVIRONMENT FACILITY
INVESTING IN OUR PLANET

Flexibilities and marginal adjustment

- Flexibilities relate to the utilization(not allocation) of GEF resources
- Countries are allowed to adjust their focal area allocations (but not their total envelope)

| Total Allocation X | Allowed Marginal Adjustment |
|--------------------|-----------------------------|
| $X \leq 7$ million | unlimited |
| $X > 7$ million | 2 million |



Approximate Calculation: Trinidad and Tobago

| | <i>BIODIVERSITY</i> | <i>CLIMATE CHANGE</i> | <i>LAND DEGRADATION</i> |
|--|---------------------|-----------------------|-------------------------|
| <i>GBI</i> | 0.21 | 0.12 | 0.30 |
| <i>CPI</i> | 3.65 | | |
| <i>GDPI</i> | 17934.06 | | |
| <i>COUNTRY SCORE (GBI^{0.8} CPI^{1.0} GDP^{-0.08})</i> | 0.48 | 0.306 | 0.63 |
| <i>SUM OF COUNTRY SCORES</i> | 174.45 | 147.30 | 189.39 |
| <i>COUNTRY SHARE</i> | 0.002753 | 0.00208 | 0.00333 |
| <i>FOCAL AREA ALLOCATION</i> | 1051 | 941 | 346 |
| <i>PRELIMINARY COUNTRY ALLOCATION</i> | 2.89 | 1.96 | 1.15 |
| <i>FINAL COUNTRY ALLOCATION</i> | 2.78 | 2.29 | 1.14 |
| TOTAL ALLOCATION = 6.22 MILLION (FULLY FLEXIBLE COUNTRY) | | | |



GLOBAL ENVIRONMENT FACILITY
INVESTING IN OUR PLANET

GEF-6/STAR Budget Allocations Report



| Country | Is Flexible? | Climate Change | Biodiversity | Land Degradation | Country Total |
|---------------------|--------------|----------------|--------------|------------------|---------------|
| Tajikistan | True | \$2,000,000 | \$1,500,000 | \$2,776,009 | \$6,276,009 |
| Turkmenistan | False | \$4,987,726 | \$1,814,282 | \$3,289,095 | \$10,091,103 |
| Tunisia | False | \$2,665,583 | \$1,500,000 | \$5,040,731 | \$9,206,314 |
| Tonga | True | \$2,000,000 | \$1,699,666 | \$887,984 | \$4,587,650 |
| Timor Leste | True | \$3,000,000 | \$2,000,000 | \$1,000,000 | \$6,000,000 |
| Turkey | False | \$15,723,835 | \$7,140,343 | \$4,004,615 | \$26,868,793 |
| Trinidad and Tobago | True | \$2,293,687 | \$2,784,676 | \$1,137,257 | \$6,215,620 |
| Tuvalu | True | \$3,000,000 | \$2,000,000 | \$1,000,000 | \$6,000,000 |
| Tanzania | False | \$7,125,943 | \$15,901,251 | \$6,064,534 | \$29,091,728 |
| Ukraine | False | \$14,743,698 | \$1,500,000 | \$3,072,870 | \$19,316,568 |
| Uganda | False | \$3,765,683 | \$4,010,540 | \$2,223,080 | \$9,999,303 |
| Uruguay | True | \$2,681,284 | \$2,038,153 | \$613,390 | \$5,332,827 |
| | | | | | |



GEF 6 STAR Allocations

| Country | Climate Change | Biodiversity | Land Degradation | Total | Flexible |
|-------------|----------------|--------------|------------------|------------|----------|
| Afghanistan | 3,000,000 | 3,905,590 | 4,393,205 | 11,298,795 | No |
| Algeria | 6,506,112 | 4,090,879 | 1,902,751 | 12,499,742 | No |
| Egypt | 10,067,982 | 4,453,872 | 1,434,103 | 15,955,957 | No |
| Iran | 9,760,000 | 4,790,000 | 2,660,000 | 17,210,000 | No |
| Iraq | 2,495,627 | 1,500,000 | 3,550,756 | 7,546,383 | No |
| Jordan | 2,000,000 | 1,500,000 | 3,698,995 | 7,198,995 | No |
| Kuwait | | | | 0 | N/A |
| Lebanon | 2,000,000 | 1,500,000 | 2,757,474 | 6,257,474 | Yes |



GLOBAL ENVIRONMENT FACILITY
INVESTING IN OUR PLANET

GEF 6 STAR Allocations

| Country | Climate Change | Biodiversity | Land Degradation | Total | Flexible |
|-----------|----------------|--------------|------------------|------------|----------|
| Libya | 2,000,000 | 1,500,000 | 913,777 | 4,413,777 | Yes |
| Morocco | 4,853,667 | 4,898,530 | 4,772,814 | 14,525,011 | No |
| Pakistan | 8,602,182 | 5,048,814 | 4,049,716 | 17,700,712 | No |
| Palestine | | | | 0 | |
| Syria | 2,344,262 | 1,500,000 | 2,935,363 | 6,779,625 | Yes |
| Tunisia | 2,665,583 | 1,500,000 | 5,040,731 | 9,206,314 | No |
| Turkey | 15,723,835 | 7,140,343 | 4,004,615 | 26,868,793 | No |
| Yemen | 3,000,000 | 4,229,030 | 1,989,722 | 9,218,752 | No |



GLOBAL ENVIRONMENT FACILITY
INVESTING IN OUR PLANET

Thank You



GLOBAL ENVIRONMENT FACILITY
INVESTING IN OUR PLANET

www.theGEF.org