

Financial Reporting to the Convention on Biological Diversity

Secretariat of the Convention on Biological Diversity



Convention on
Biological Diversity





Outline

- Why financial reporting?
- Mandate
- **Financial reporting framework**
- Ongoing support





Why Financial Reporting?

- Key input for biodiversity planning
- Means to assess progress towards national targets that contribute to global targets
- Enables global community to fine-tune further action regarding financing for biodiversity (COP XIII)





Mandate for Financial Reporting

Decision XII/3 – Resource Mobilization

- Adoption of revised Financial Reporting Framework
- On-line no later than 1 June 2015
- Two ‘rounds’ of reporting
 - Parties and other Governments to report on baseline and progress until 2015, by 31 December 2015...
 - ...and to report further progress in conjunction with sixth national reports



Financial Reporting Framework

1. International financial resource flows
2. Biodiversity in national priorities/plans
3. Assessment of values of biodiversity
4. Domestic expenditures
5. Funding needs, gaps and priorities
6. National financial plans
7. Measures to encourage 'other' contributions
8. Availability of financial resources for financial reporting





1. International Financial Resource Flows

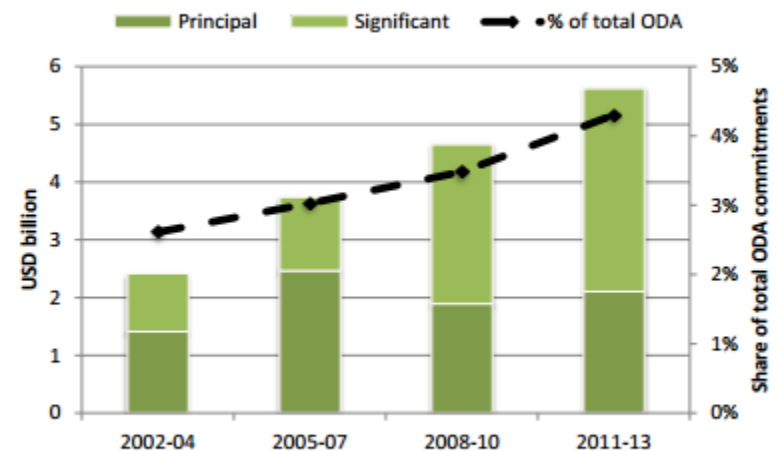
Resources provided **by the reporting country to developing countries** for biodiversity

ODA – official development assistance (bi/multi-lateral)

OOF – other official flows (incl south-south coop.)

Other - Private sector,
NGOs,
foundations,
academia, etc.

Chart 1. Trends in biodiversity-related ODA, three-year averages
2002-13, bilateral commitments, USD billion, constant 2012 prices



Note: Chart 1 presents a trend based on averages over three years, so as to smooth fluctuations from large multi-year projects programmed and committed in a given year. Reporting became mandatory for DAC members from 2007 flows.

International Financial Resource Flows

Relevance for non-donor countries?

OECD Creditor Reporting System and Rio Markers as a source of data and information for:

- Reporting domestic biodiversity expenditures (4.2 extra-budgetary)
- Identifying donors
- Discovering international finance going to sectors related to biodiversity – indicating potential opportunities for mainstreaming

Rio Markers: Biodiversity-related aid

- Full definition and eligibility criteria
- Typical sectoral activities:
 - Water and sanitation
 - Agriculture
 - Forestry
 - Fishing
 - Tourism
- Typical non-sector specific activities:
 - Environmental policy and administrative management
 - Biosphere and bio-diversity protection
 - Environmental education/ training
 - Environmental research

How to access data



<http://stats.oecd.org/>

FOR ECONOMIC
CO-OPERATION
AND DEVELOPMENT



OECD. StatExtracts

Complete databases available via OECD's iLibrary

English | Français

Search

Getting Started

- ▣ Agriculture and Fisheries
- ▣ Demography and Population
- ▣ **Development**
 - ▣ Aggregate official and private flows
 - ▣ Aggregate geographical data
 - ▣ **Individual aid projects (CRS)**
 - ▣ Members' total use of the multilateral system
 - ▣ **Aid activities targeting Global Environmental Objectives**
 - ▣ Aid projects targeting gender equality and womens empowerment (CRS)
 - ▣ Creditor Reporting System
 - ▣ Country Programmable Aid/Donor Forward Spending Plans
 - ▣ Paris Declaration on Aid Effectiveness
 - ▣ African Economic Outlook
- ▣ Economic Projections
- ▣ Education and Training

Aid activities targeting Global Environmental Objectives ⁱ

Customise Export Draw chart My Queries

| | | | | |
|---------------------------|-------------------------|-------------|------------------------|--------------|
| → Recipient | Senegal | | | |
| → Sector | 1000: Total All Sectors | | | |
| → Marker | Biodiversity | | | |
| → Amount type | Current Prices | | | |
| → Year | 2012 | | | |
| Unit: US Dollar, millions | | | | |
| → Score | Principal | Significant | Screened, not targeted | Not screened |
| | ▲ ▼ | ▲ ▼ | ▲ ▼ | ▲ ▼ |
| → Donor | | | | |
| ▣ DAC Members, Total | 3.84 | 43.11 | 469.77 | 209.75 |
| DAC Members, Total France | 0.13 | 30.72 | 241.00 | 45.66 |

Data extracted on 14 Apr 2015 20:45 UTC (GMT) from OECD.Stat

How to access data

<http://stats.oecd.org/>

Aid activities targeting Global Environmental Objectives ?

 Customise ▾
  Export ▾
  Draw chart ▾
  My Queries ▾

| | | | |
|--|------------------------|--------------------|-------------------------------|
| → Recipient | Senegal ▾ | | |
| → Sector | 41030: Bio-diversity ▾ | | |
| → Marker | Biodiversity ▾ | | |
| → Amount type | Current Prices ▾ | | |
| → Year | 2012 ▾ | | |
| Unit | US Dollar, millions | | |
| → Score | Principal ▲ ▾ | Significant ▲ ▾ | Screened, not targeted ▲ ▾ |
| → Donor | | | |
| <input checked="" type="checkbox"/> DAC Members, Total | | 0.63 | .. |
| DAC Members, Total | Australia | .. | .. |
| | Austria | .. | .. |
| | Belgium | .. | .. |
| | Canada | 0.30 | .. |
| | Czech Republic | .. | .. |
| | Denmark | .. | .. |
| | Finland | .. | .. |

How to access data

<http://stats.oecd.org/>

Aid activities targeting Global Environmental Objectives

Customise Export Draw chart My Queries

Recipient: Senegal
 Sector: 410: IV.1. General Environment Protection, Total
 Marker: Biodiversity
 Amount type: Current Prices
 Year: 2012
 Unit: US Dollar, millions

| Score | Principal | | Significant | | Screened, no |
|--------------------|----------------|------|-------------|------|--------------|
| | ▲ ▼ | ▲ ▼ | ▲ ▼ | ▲ ▼ | ▲ ▼ |
| Donor | | | | | |
| DAC Members, Total | | 1.28 | | 1.66 | |
| DAC Members, Total | Australia | .. | | .. | |
| | Austria | .. | | .. | |
| | Belgium | 0.12 | | 0.34 | |
| | Canada | 0.30 | | .. | |
| | Czech Republic | .. | | .. | |
| | Denmark | .. | | .. | |
| | Finland | .. | | .. | |
| | France | 0.12 | | 1.31 | |

Data extracted on 20 Apr 2015 13:00 UTC (GMT) from OECD.Stat

aved. Terms & Conditions | Privacy Policy

How to access data

<http://stats.oecd.org/>

Aid activities targeting Global Environmental Objectives ⓘ

Customise Export Draw chart My Queries

| | | | |
|----------------------|---|--------------------|-----------------------------|
| → Recipient | Senegal | | |
| → Sector | 310: III.1. Agriculture, Forestry, Fishing, Total | | |
| → Marker | Biodiversity | | |
| → Amount type | Current Prices | | |
| → Year | 2012 | | |
| Unit | US Dollar, millions | | |
| → Score | Principal ▲ ▼ | Significant ▲ ▼ | Screened, not target ▲ ▼ |
| → Donor | | | |
| ■ DAC Members, Total | 2.46 | 7.10 | |
| DAC Members, Total | | | |
| Australia | .. | .. | |
| Austria | .. | .. | |
| Belgium | 0.18 | 0.38 | |
| Canada | .. | 3.41 | |
| Czech Republic | .. | .. | |
| Denmark | .. | .. | |
| Finland | .. | .. | |
| France | 0.01 | 0.41 | |

Data extracted on 20 Apr 2015 13:01 UTC (GMT) from OECD.Stat

How to access data



<http://stats.oecd.org/>

Complete databases available via OECD's iLibrary

Search

Queries

Reset

Aid activities targeting Global Environmental Objectives

Customise Export Draw chart My Queries

| | | | |
|----------------------|-------------------------------|-------------|------------------------|
| → Recipient | Senegal | | |
| → Sector | 312: III.1.b. Forestry, Total | | |
| → Marker | Biodiversity | | |
| → Amount type | Current Prices | | |
| → Year | 2012 | | |
| Unit | US Dollar, millions | | |
| → Score | Principal | Significant | Screened, not targeted |
| | ▲ ▼ | ▲ ▼ | ▲ ▼ |
| → Donor | | | |
| ■ DAC Members, Total | 2.15 | .. | .. |
| DAC Members, Total | Australia | .. | .. |
| | Austria | .. | .. |
| | Belgium | .. | .. |
| | Canada | .. | .. |
| | Czech Republic | .. | .. |
| | Denmark | .. | .. |
| | Finland | .. | .. |
| | France | .. | .. |

Data extracted on 20 Apr 2015 13:03 UTC (GMT) from OECD.Stat

How to access data



<http://stats.oecd.org/>

Aid activities targeting Global Environmental Objectives ⁱ

Customise Export Draw chart My Queries

| → Recipient | | Senegal | | |
|----------------------|----------------|----------------------------------|-------------|------------------------|
| → Sector | | 311: III.1.a. Agriculture, Total | | |
| → Marker | | Biodiversity | | |
| → Amount type | | Current Prices | | |
| → Year | | 2012 | | |
| Unit | | US Dollar, millions | | |
| → Score | | Principal | Significant | Screened, not targeted |
| → Donor | | | | |
| ■ DAC Members, Total | | 0.31 | 3.06 | 62.90 |
| DAC Members, Total | Australia | .. | .. | .. |
| | Austria | .. | .. | .. |
| | Belgium | 0.18 | 0.38 | 1.41 |
| | Canada | .. | 2.30 | 10.28 |
| | Czech Republic | .. | .. | .. |
| | Denmark | .. | .. | .. |
| | Finland | .. | .. | .. |
| | France | 0.01 | 0.38 | 0.12 |

How to access data



<http://stats.oecd.org/>

Aid activities targeting Global Environmental Objectives

Customise Export Draw chart My Queries

Recipient: Senegal
 Sector: 332: III.3.b. Tourism, Total
 Marker: Biodiversity
 Amount type: Current Prices
 Year: 2012
 Unit: US Dollar, millions

| Score | Unit | | | |
|--------------------|----------------|-------------|------------------------|------|
| | Principal | Significant | Screened, not targeted | Not |
| Donor | | | | |
| DAC Members, Total | .. | 28.92 | 1.79 | |
| DAC Members, Total | Australia | .. | .. | .. |
| | Austria | .. | .. | .. |
| | Belgium | .. | .. | .. |
| | Canada | .. | .. | .. |
| | Czech Republic | .. | .. | .. |
| | Denmark | .. | .. | .. |
| | Finland | .. | .. | .. |
| | France | .. | 28.92 | 1.29 |

Data extracted on 20 Apr 2015 13:06 UTC (GMT) from OECD.Stat

All rights reserved. Terms & Conditions | Privacy Policy Click here to Login | Contact us

To get more specific information



- Development

+ Aggregate official and private flows

+ Aggregate geographical data

- Individual aid projects (CRS)

  Creditor Reporting System 

 Members' total use of the multilateral system 

 Aid activities targeting Global Environmental Objectives 

 Aid projects targeting gender equality and women's empowerment (CRS) 

+ Country Programmable Aid/Donor Forward Spending Plans

+ Paris Declaration on Aid Effectiveness

+ African Economic Outlook



Multilateral assistance:

- Main sources of national co-finance:
 - Ministry of finance
 - Ministry of Foreign affairs and/or
 - International cooperation bureau
- Multilateral technical cooperation
- Multilateral financial institutions
- Other multilateral institutions


Access to data: GEF



obal x GEF Projects | Global x

www.thegef.org/gef/gef_projects_funding

hiba My Homepage Activate Warran... Extended Warran... Yellow Pages.ca ebay Musi



 **GLOBAL ENVIRONMENT FACILITY**
INVESTING IN OUR PLANET

Log

Reso

Home About GEF Areas of Work **Project & Funding** Documents & Publications Results & Lea

Home » Project & Funding

  Text size

GEF Projects

Keyword in Title:

Country: (Select a Country) ▼

Focal Area: All ▼

Agency: All ▼

Project Type: All ▼

Funding Source: All ▼

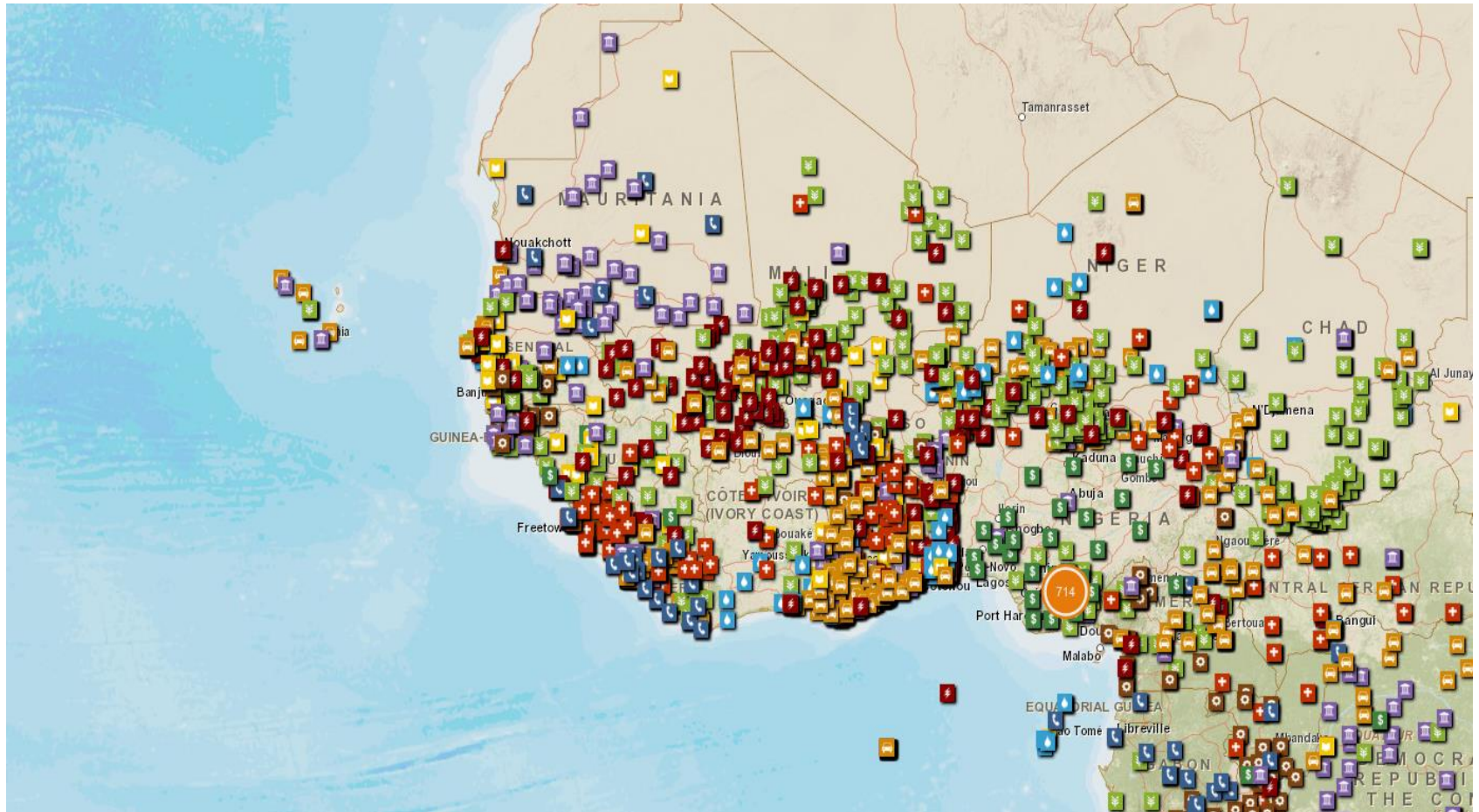
Approval Period From: All ▼

To: All ▼

GEF Project Financing: less than ▼ \$ millions

http://www.thegef.org/gef/gef_projects_funding

Access to data: World Bank



<http://maps.worldbank.org/p2e/mcmap/map.html?code=AFR&level=region&indicatorcode=0553&title=Africa&org=ibrd>



2. Inclusion of biodiversity in priorities or plans

- Cross-sectoral and sectoral plans
- Definition of “inclusion”? Additional information is welcome
- Question 8 of 5th National Report guidelines

2. Inclusion of biodiversity in priorities and plans

Has your country included biodiversity in national priorities or development plans?

- (1) Not yet started ()
- (2) Some inclusion achieved ()
- (3) Comprehensive inclusion ()

If you ticked (1) or (2) above, please provide additional information here.

You may wish to provide cross-references, as applicable, to your reply to question 8 of the fifth national report guidelines:

Inclusion of biodiversity in priorities or plans

Swaziland cross-sectoral biodiversity coordination in national plans and strategies

Western Africa

| | |
|---------------|--|
| Benin | public health sector; energy, mining and water sector; land planning and local communities; handicrafts and tourism sector; agriculture, livestock and fisheries sector; high education and scientific research |
| Burkina Faso | programs and projects in sectors other than environment; civil society and private organizations such as associations and producer groups in subsectors forests, wildlife and fisheries, private operators in sub-sector forest, wildlife and fishing, operators of subsector improvement of life, environmental associations and NGOs; media |
| Cape Verde | environment and water resources; environment, health and basic sanitation; environment and biodiversity; environment and planning, infrastructure and civil construction; environment and education, training, information and awareness; environment and tourism; environment and agriculture, forestry and livestock; environment and fisheries; environment and industry, energy and commerce |
| Cote d'Ivoire | development of sustainable agriculture, forest management, national reforestation programme, water management, land management |
| Gambia | (2014) Programme for Accelerated Growth and Employment-2012-2015 (PAGE), livestock, agriculture, fisheries, health, education & security |
| Ghana | forestry, fisheries, livestock, crops |
| Guinea | forestry, livestock and animal production, protected areas, agriculture and rural infrastructure, mining; health, tourism, fisheries, education |
| Guinea-Bissau | Policy Letter for Agricultural Development, Tropical Forestry Action Plan, Forest Act, Law of Wildlife, Support Programme of Integrated Management of Natural Resources in upstream Niger and Gambia, Broad Policy Letter of Livestock Development, Strategic Plan for the Development of Fisheries, National Plan for Health Development |
| Liberia | forest biodiversity, agriculture biodiversity, inland water, health, fisheries and livestock, mining |
| Mali | (2014)Le Cadre Stratégique de Croissance et de la Réduction de la pauvreté (CSCR), la Politique Nationale de Changement Climatique (PNCC), pêche, élevage, forestière (2009) land management |
| Mauritania | environmental sector, education sector, research and training sector, agriculture, fisheries, oil sector |
| Niger | agriculture, breeding, forestry, wildlife, fishing, land planning, mines, energy, trade and private sector, sports and youth, health, crafts, tourism, culture and art, equipment |
| Senegal | land planning, energy, industry and mining, livestock, agriculture, fisheries, tourism, education and training, transport and infrastructure |
| Togo | agriculture, transport and infrastructure, energy, water resources, industry and mining, education, and environmental sector |

Caribbean

| | |
|---------------------|---|
| Antigua and Barbuda | physical planning, public sector budgetary process, environmental education |
| Bahamas | tourism plan, agricultural plan |
| Barbados | Tourism Plan, Agricultural Plan, land use planning and decision making |

<http://www.cbd.int/financial/bioinclusion.shtml>



3. Assessment of Values

- Intrinsic, ecological, genetic, socio-economic, scientific, educational, cultural, recreational and aesthetic values
- Project level vs full national TEEB study
- Question 8, or Aichi Target 2 under question 10 of 5th National Report guidelines

- *Plans to conduct valuation studies*

3. Assessment and/or evaluation of values

Has your country assessed and/or evaluated the intrinsic, ecological, genetic, socioeconomic, scientific, educational, cultural, recreational and aesthetic values of biological diversity and its components?

- (1) not yet started ()
- (2) some assessments/evaluations undertaken ()
- (3) comprehensive assessments/evaluations undertaken ()

If you ticked (2) or (3) above, please provide additional information here.

You may wish to provide cross-references, as applicable, to your reply to question 8 of the fifth national report guidelines, or on your report in achieving Aichi Biodiversity Target 2, under question 10 of the fifth national report guidelines:

()

Western Africa

Benin [En somme, le Ministère en charge des finances](#), dans l'élaboration des SCRP, prend en compte les dimensions du développement durable. Cette prise en compte des piliers du développement durable dans les documents stratégiques élaborés par le Ministère des Finances facilite l'intégration des préoccupations et le financement des activités orientées vers le développement durable et développées par les différents ministères sectoriels. Au Bénin, la notion d'économie verte n'est pas encore suffisamment intégrée dans les politiques de développement durable, malgré le fait qu'il est de plus en plus confirmé que l'environnement est l'une des composantes clés de la croissance économique en faveur des pauvres. Les ressources écologiques doivent être considérées comme un capital naturel productif. Leur transformation doit se baser sur des options d'investissements visant à pérenniser ce capital naturel et son utilisation à d'autres fins. En réalité, les décideurs politiques n'ont pas encore convenu jusque-là de l'organisation d'un forum sur ce concept émergent, même s'il a été abordé la notion du verdissement dans la SCRP III. D'ailleurs, aucune étude n'a encore été réalisée sur les facteurs de succès, les défis et les risques associés à l'économie verte sur le plan national. Toutefois, la mise en oeuvre des composantes relatives à la réforme et à l'aménagement des écosystèmes forestiers et la Stratégie nationale de mise en place de marchés ruraux de bois-énergie au Bénin adoptée en 2009 a constitué une des principales nouveautés dans l'approche de gestion participative des massifs forestiers et la création de revenus au niveau local pour la réduction de la pauvreté au Bénin qui justifie déjà des prémices de l'économie verte.

- Burkina Faso
1. [Economic Benefits](#)
 2. [Costs of Environmental Degradation](#)
 3. [Economic Valuation of Natural Resources](#)
 4. [Wetland valuation changes development policy perspectives in Burkina Faso](#)
 5. [Wetland valuation changes policy perspectives, Burkina Faso](#)
- Ghana
1. [Economic Analysis](#)
 2. [The Economics of Wildlife: Case Studies from Ghana, Kenya, Namibia, and Zimbabwe \(1996\)](#)
- Guinea [Economic Values](#)
- Mali [Costs of Damages and Remediation](#)
- Mauritania [Costs and Benefits of Natural Resources Management; *Costs of Degradation](#)
- Niger [Valeurs de la biodiversité et des services écosystémiques](#)
- Nigeria
1. [Natural Resource Valuation](#)
 2. [Economic Importance of Wild Resources in the Hadejia-Nguru Wetlands](#)
- Senegal [The Economic Value of Wild Resources in Senegal: A preliminary evaluation of non-timber forest products, game and freshwater fisheries](#)

Caribbean

- Antigua and Barbuda [Direct and Indirect Values](#)
- Bahamas [Environmental Accounting](#)




4. Domestic Biodiversity Expenditures

Annual expenditures on domestic activities
(2006-onwards)

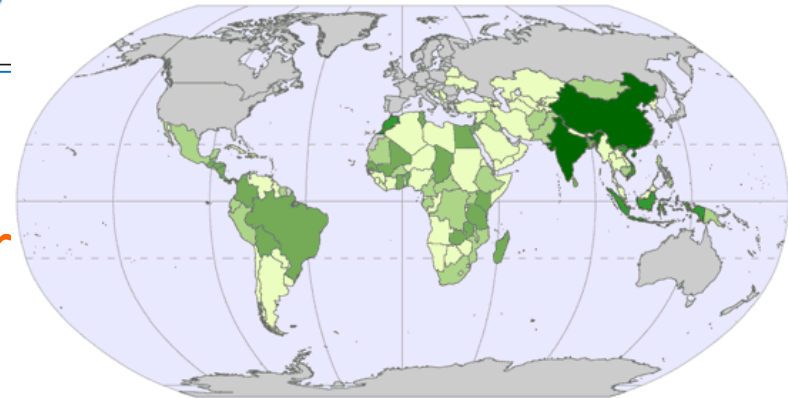
- **Does not** include funds **sent to** other countries
- **Does** include expenditures **financed by international sources** (*OECD CRS database – could be helpful*)
- **Does** include funds spent **on *direct (minimally) and indirect (if possible)*** biodiversity action
- **Includes all sources** but minimally central government
- **Does** include contribution of collective action/ IPLCs if measured and expressed in monetary terms

Domestic biodiversity expenditures

| Numbers above cover: (tick appropriate cells) | Expenditures directly related to biodiversity (1) | Expenditures indirectly related to biodiversity (1) |
|--|---|---|
| (2) Government budgets – central | | |
| (2) Government budgets – state/provincial | | |
| (2) Government budgets – local/municipal | | |
| (3) Extra-budgetary | | |
| (4) Private/market | | |
| (5) Other (NGO, foundation, academia) | | |
| (6) Collective action of indigenous and local communities | | |
| (7) Additional methodological information including sources of data: () | | |



\$ from international flows- ODA, OOF, other



USD (Million) 0 0-5 5-15 15-50 50-150 > 500



4.1 Government budgets – central

www.imf.org/external/pubs/ft/gfs/manual/gfs.htm

Toshiba | My Homepage | Activate Warran... | Extended Warran... | Yellow Pages.ca | ebay | Music | Shop Toshiba | WildT...

Government Finance Statistics Manual 2014 (GFSM 2014)—Pre-publication Draft
The pre-publication draft of the Government Finance Statistics Manual 2014 updates the internationally recognized guidelines for the compilation of statistics required for fiscal analysis that were established by the earlier manuals (*Government Finance Statistics Manual 2001 and A Manual of Government Finance Statistics 1986*).

Government Finance Statistics Manual 2001 (GFSM 2001)
Describes an integrated Government Finance Statistics (GFS) system that is harmonized, to the extent possible, with the *System of National Accounts, 1993*. Currently available in [English](#) | [Arabic](#) (1278 kb pdf file), [Chinese](#) | [French](#) | [Russian](#) | [Spanish](#).

Quarterly Government Finance Statistics - Guide for Compilers and Users
This *Guide* is a reference for compilers and users of Government Finance Statistics. We hope that it will contribute to more timely, accurate, and more internationally comparable data and an improved understanding of the complex issues involved.

The Public Sector Debt Statistics – Guide for Compilers and Users
The *Public Sector Debt Statistics-Guide for Compilers and Users (PSDSG)* provides comprehensive guidance for the measurement, compilation, analytical use, and presentation of public sector debt statistics. The *PSDSG* was produced by the IMF in conjunction with other members from the Task Force on Finance Statistics (TFFS).

Government Finance Statistics: Compilation Guide for Developing Countries
[English](#) | [French](#) | [Spanish](#)
The GFS Compilation Guide provides detailed information on how to gradually introduce the guidelines of the Government Finance Statistics Manual 2001 and best practices into the compilation and dissemination of fiscal statistics. The key issues in the compilation of statistics for government institutions in developing countries are discussed, and illustrated with many examples, figures, and tables.

4.1 Government budgets – central

| | | | |
|------------|--|------------|---|
| 7 | Total expenditure | 706 | Housing and community amenities |
| 701 | General public services | 7061 | Housing development |
| 7011 | Executive and legislative organs, financial and fiscal affairs, external affairs | 7062 | Community development |
| 7012 | Foreign economic aid | 7063 | Water supply |
| 7013 | General services | 7064 | Street lighting |
| 7014 | Basic research | 7065 | R & D Housing and community amenities |
| 7015 | R & D General public services | 7066 | Housing and community amenities n.e.c. |
| 7016 | General public services n.e.c. | 707 | Health |
| 7017 | Public debt transactions | 7071 | Medical products, appliances, and equipment |
| 7018 | Transfers of a general character between different levels of government | 7072 | Outpatient services |
| 702 | Defense | 7073 | Hospital services |
| 7021 | Military defense | 7074 | Public health services |
| 7022 | Civil defense | 7075 | R & D Health |
| 7023 | Foreign military aid | 7076 | Health n.e.c. |
| 7024 | R & D Defense | 708 | Recreation, culture and religion |
| 7025 | Defense n.e.c. | 7081 | Recreational and sporting services |
| 703 | Public order and safety | 7082 | Cultural services |
| 7031 | Police services | 7083 | Broadcasting and publishing services |
| 7032 | Fire protection services | 7084 | Religious and other community services |
| 7033 | Law courts | 7085 | R & D Recreation, culture, and religion |
| 7034 | Prisons | 7086 | Recreation, culture, and religion n.e.c. |
| 7035 | R & D Public order and safety | 709 | Education |
| 7036 | Public order and safety n.e.c. | 7091 | Pre-primary and primary education |
| 704 | Economic affairs | 7092 | Secondary education |
| 7041 | General economic, commercial, and labor affairs | 7093 | Postsecondary nontertiary education |
| 7042 | Agriculture, forestry, fishing, and hunting | 7094 | Tertiary education |
| 7043 | Fuel and energy | 7095 | Education not definable by level |
| 7044 | Mining, manufacturing, and construction | 7096 | Subsidiary services to education |
| 7045 | Transport | 7097 | R & D Education |
| 7046 | Communication | 7098 | Education n.e.c. |
| 7047 | Other industries | 710 | Social protection |
| 7048 | R & D Economic affairs | 7101 | Sickness and disability |
| 7049 | Economic affairs n.e.c. | 7102 | Old age |
| 705 | Environmental protection | 7103 | Survivors |
| 7051 | Waste management | 7104 | Family and children |
| 7052 | Waste water management | 7105 | Unemployment |
| 7053 | Pollution abatement | 7106 | Housing |
| 7054 | Protection of biodiversity and landscape | 7107 | Social exclusion n.e.c. |
| 7055 | R & D Environmental protection | 7108 | R & D Social protection |
| 7056 | Environmental protection n.e.c. | | |



5. Funding needs, gaps and priorities

Funding needs vs available

- Identified and reported periodically at the national level;
- Often part of NBSAP process, but may also be undertaken separately;
- Not only technical assessments, but also based on stakeholder consensus;

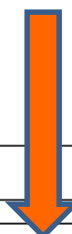


Funding needs, gaps and priorities

Costing of NBSAP



Can use numbers in 4.1 to extrapolate



Priority actions from NBSAP



| Currency: | | | | |
|--|------------------|-----------------------------------|---------------------------|----------------------------------|
| Year | (1) Funding need | (2) Estimated available resources | (3) Estimated funding gap | (4) Actions for priority funding |
| 2014 | | | 1 minus 2 | |
| 2015 | | | | |
| 2016 | | | | |
| 2017 | | | | |
| 2018 | | | | |
| 2019 | | | | |
| 2020 | | | | |
| Additional methodological observation/comments, including sources of data: () | | | | |



6. National financial plans

Planned resource availability

- Normally part of NBSAP
- Actions to implement national resource mobilization strategy;
- Should coincide with national budgetary cycles and take into account the replenishment cycle of the Global Environment Facility Trust Fund;
- Must be monitored continuously at the national level.



National financial plans

From 3rd Column
question 5

Specify the actual sources

| Currency: | | | | | | | |
|--|------------------|------|------|------|------|------|------|
| Year | 2014 | 2015 | 2016 | 2017 | 2018 | 2019 | 2020 |
| (1) Expected funding gap | | | | | | | |
| (2) Domestic sources (total) | | | | | | | |
| <i>Source 1</i> | | | | | | | |
| <i>Source 2</i> | | | | | | | |
| <i>Source 3</i> | | | | | | | |
| (3) International flows (total) | | | | | | | |
| <i>Source a</i> | | | | | | | |
| <i>Source b</i> | | | | | | | |
| <i>Source c</i> | | | | | | | |
| (4) Remaining gap | 1 – (2+3) | | | | | | |



Identifying *biodiversity* activities

- Is it being covered by NBSAP?;
- Is it being undertaken by a known biodiversity institution?
- Is the primary purpose to sustain and enhance biodiversity objectives?
- Does it contribute to any one of the objectives of the Convention, or to the Aichi Biodiversity Targets?
- If uncertain, use professional judgment





Organization of Financial Reporting

- National Focal Points: CBD or resource mobilization
- Global: CBD Secretariat

Ongoing support



- “Technical expert workshop on identifying, accessing, compiling and aggregating domestic and international biodiversity-related investments and impacts”
 - (5-7 May 2015 – Mexico City, Mexico)

Objective: to develop voluntary guidance for Parties, with a view to facilitating financial reporting on domestic expenditures and the development of national finance plans

Ongoing Support



- “Dialogue Workshop on Assessment of Collective Action of Indigenous Peoples and Local Communities in Biodiversity Conservation and Resource Mobilization”
– (11-13 June 2015 – Panajachel, Guatemala)

Objective: to further develop methodologies for the assessment of the contribution of indigenous peoples and local communities to biodiversity conservation and sustainable use.

Ongoing Support



- Sub- regional workshops on CBD Implementation and Financial Reporting (with GEF ECWs)
- Regional capacity building workshops on Resource Mobilization (later this year)
- Webinars on financial reporting (second half of this year)

Thank you!

**National Financial Reports are due
before end of 2015**



**Convention on
Biological Diversity**



**COP12 / MOP7 / MOP1
PYEONGCHANG KOREA 2014**



United Nations Decade on Biodiversity



UNEP