



# FY19 Annual Monitoring Review of the LDCF & SCCF

29<sup>th</sup> LDCF/SCCF Council  
11 December 2020



# LDCF Active Portfolio

101 projects for  
\$581 million &  
\$3.0 billion  
in co-financing

\$365 million  
(63%)  
disbursed as of  
June 30, 2019

68% in Africa  
28% in Asia  
\*\*\*  
20% in LDC  
SIDS

1. Agriculture
2. Natural Resources Management
3. Disaster Risk Management

# LDCF: Performance

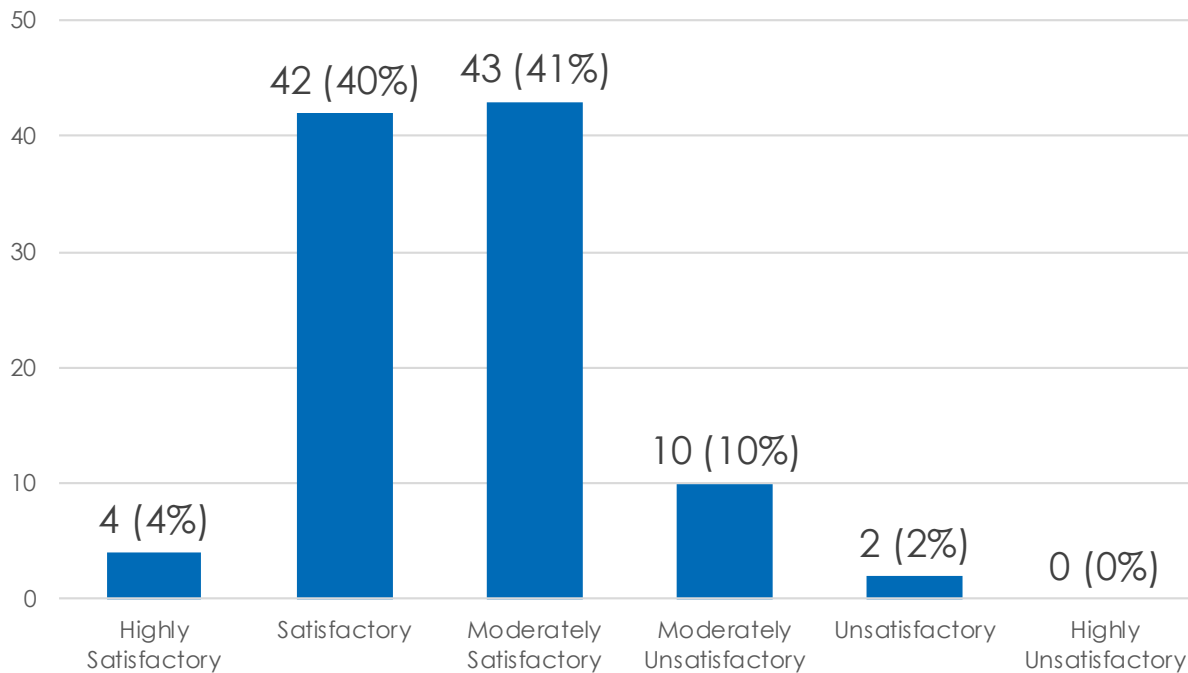
88%

rated moderately satisfactory (MS) or higher in terms of their progress towards development objectives

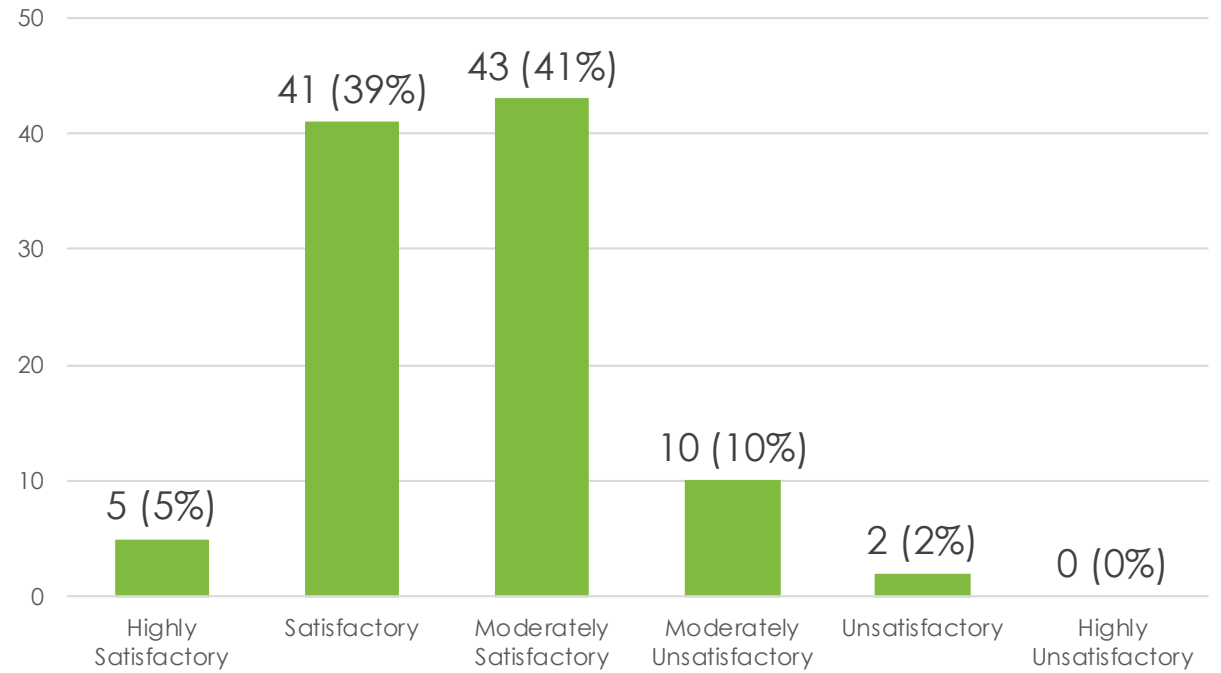
88%

rated MS or higher in terms of implementation progress

Development Objective (DO) Ratings  
Number (share) of SCCF projects



Implementation Progress (IP) Ratings  
Number (share) of SCCF projects



# LDCF: Achieved Results

Indicator	Cumulative results (incl. projects completed before FY19)	Results from active portfolio in FY19	Total LDCF funding (US\$, including Agency fees and PPG)
<b>Objective 1: Reduce the vulnerability of people, livelihoods, physical assets and natural systems</b>			
No. of direct beneficiaries	16,135,209	13,652,987	\$446,190,593
Ha of land better managed to withstand climate change	3,078,333	2,187,950	\$332,449,408
<b>Objective 2: Strengthen institutional and technical capacities for effective climate change adaptation</b>			
No. of people trained	507,382	414,483	\$459,381,649
No. of institutions with strengthened capacities	3,824	3,644	\$236,913,457
<b>Objective 3: Integrate climate change adaptation into relevant policies, plans and associated processes</b>			
No. of regional, national and sector-wide policies, plans and processes strengthened	178	111	\$207,597,654
No. of sub-national plans and processes strengthened	1,859	1,464	\$254,648,628

# SCCF Active Portfolio

41 projects for  
\$179 million &  
\$1.7 billion in  
co-financing

\$99 million  
(55%)  
disbursed as of  
June 30, 2019

28% in LAC  
23% in Africa  
22% in Asia  
21% in Europe  
& C. Asia  
\*\*  
7% in SIDS

1. Agriculture
2. Water  
Resources  
Management
3. Disaster Risk  
Management

# SCCF: Performance

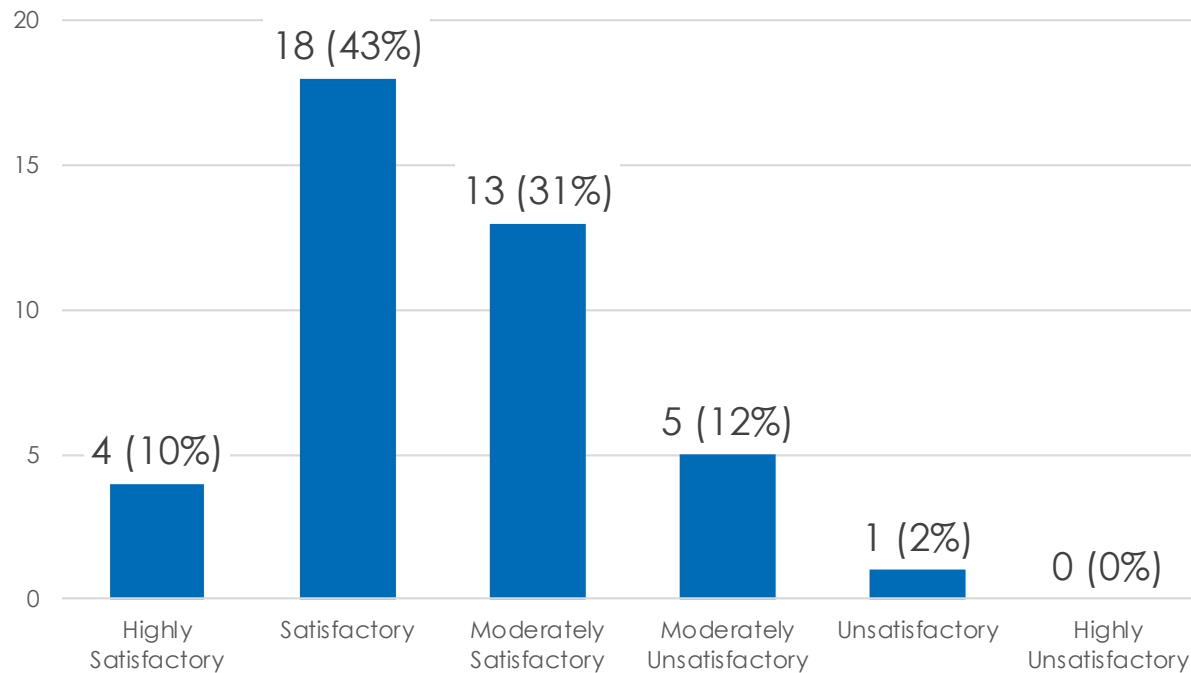
85%

rated MS or higher in terms of their progress towards development objectives

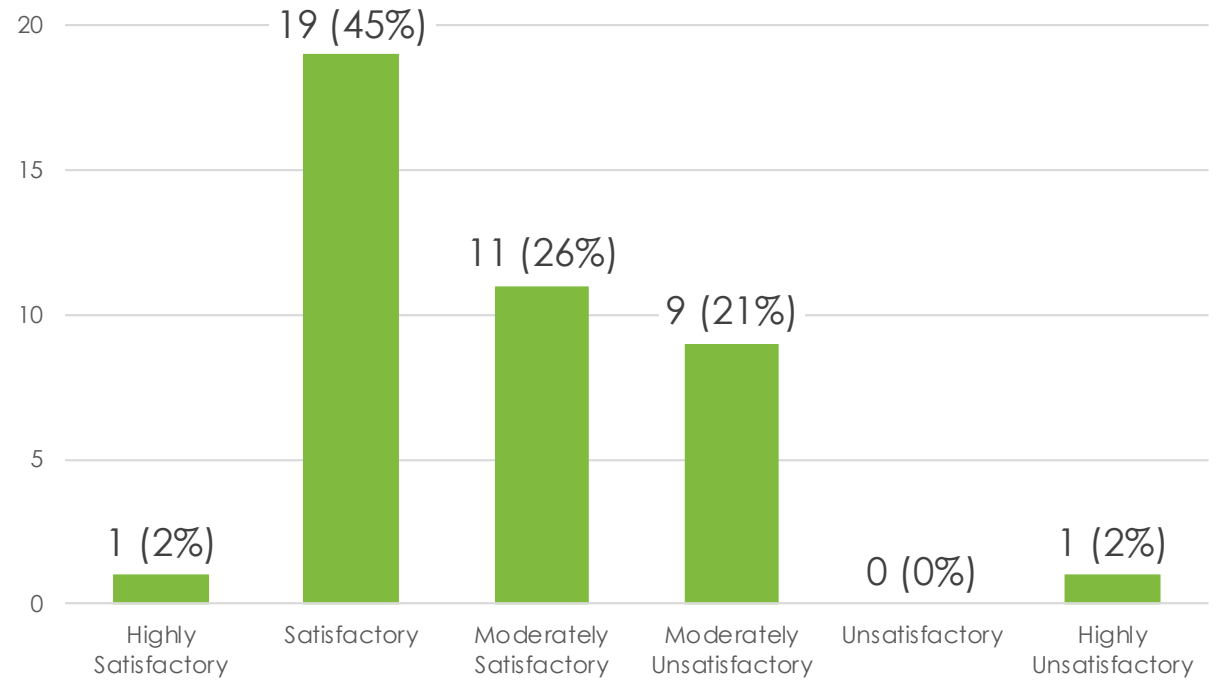
78%

rated MS or higher in terms of implementation progress

Development Objective (DO) Ratings  
Number (share) of SCCF projects



Implementation Progress (IP) Ratings  
Number (share) of SCCF projects



# SCCF: Achieved Results

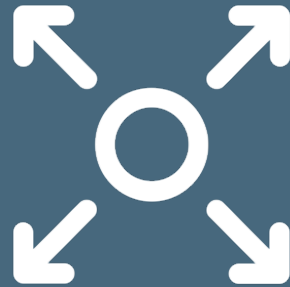
Indicator	Cumulative results (incl. projects completed before FY19)	Results from active portfolio in FY19	Total LDCF funding (US\$, including Agency fees and PPG)
<b>Objective 1: Reduce the vulnerability of people, livelihoods, physical assets and natural systems</b>			
No. of direct beneficiaries	6,065,936	3,180,498	\$99,774,264
Ha of land better managed to withstand climate change	5,970,842	190,358	\$66,782,258
<b>Objective 2: Strengthen institutional and technical capacities for effective climate change adaptation</b>			
No. of people trained	77,606	32,952	\$127,527,266
No. of institutions with strengthened capacities	487	248	\$21,598,674
<b>Objective 3: Integrate climate change adaptation into relevant policies, plans and associated processes</b>			
No. of regional, national and sector-wide policies, plans and processes strengthened	64	18	\$27,623,424
No. of sub-national plans and processes strengthened	422	350	\$52,643,240

# LDCF & SCCF: Lessons from the field

---



Building on existing  
community and  
ecosystem



Capacity building  
and continuous  
support



Private sector  
engagement



Execution  
arrangement  
including staffing  
& procurement  
policies