

**TECHNICAL COOPERATION TRUST FUND FOR UNEP'S IMPLEMENTATION OF THE
ACTIVITIES FUNDED BY THE GLOBAL ENVIRONMENT FUND**

**STATEMENT OF INCOME AND EXPENDITURE AND CHANGES IN RESERVES AND FUND
BALANCE FOR THE FIRST YEAR OF BIENNIUM 2008-2009 ENDED 31 DECEMBER 2008**

	2008 \$ 000's	2007 \$ 000's
<u>Income</u>		
Voluntary contributions		
Interest income	61,354	61,598
Miscellaneous income	964	(1,177)
Total income	14	13
<u>Expenditure</u>		
Staff and other personnel costs		
Contractual services	10,273	12,723
Travel	27,818	25,952
Operating expenses	1,582	2,619
Acquisitions	9,946	11,637
Total expenditure	1,516	2,870
Excess / (shortfall) of income over expenditure	51,135	55,801
Prior year adjustment	11,197	4,633
Net excess / (shortfall) of income over expenditure	(24)	52
Provisional savings on or cancellation of prior periods' obligations	11,173	4,685
Reserves and fund balances, beginning of period	1	-
Reserves and fund balances, end of period	53,546	48,861
	64,720	53,546

**STATEMENT OF ASSETS, LIABILITIES, RESERVES AND FUND BALANCE AS AT 31
DECEMBER 2008**

<u>Assets</u>		
Cash and term deposits		
Cash pool - US dollar		
Accounts receivable:	36,704	18,390
Voluntary contributions receivable		
Inter-fund balances	80	-
Other	1,676	3,651
Other assets	33,045	42,258
Total assets	32	43
	71,537	64,342
<u>Liabilities</u>		
Unliquidated obligations		
Accounts payable:	1,999	4,140
Inter-fund balances		
Other	-	-
Total liabilities	4,818	6,656
	6,817	10,796
<u>Reserves and fund balances</u>		
Cumulative surplus		
Total reserves and fund balances	64,720	53,546
Total liabilities, reserves and fund balances	64,720	53,546
	71,537	64,342


David Hastie
 Chief Financial Officer

Date: 2 June 2009

**TECHNICAL COOPERATION TRUST FUND FOR UNEP'S IMPLEMENTATION OF THE
ACTIVITIES FUNDED BY THE GLOBAL ENVIRONMENT FUND**

**STATEMENT OF CASH FLOWS FOR THE FIRST YEAR OF THE BIENNIUM 2008-2009
ENDED 31 DECEMBER 2008**

	2008 \$ 000's	2007 \$ 000's
<u>Cash flows from operating activities</u>		
Net excess / (shortfall) of income over expenditure	11,173	4,685
<u>(Increase) / decrease in</u>		
Voluntary contributions receivable	(80)	-
Other accounts receivable	9,213	(4,956)
Other assets	11	178
Inter-fund balances	1,975	(6,478)
<u>Increase / (decrease) in</u>		
Unliquidated obligations	(2,141)	1,621
Other accounts payable	(1,838)	3,730
Less: interest income	(964)	1,177
Net cash from operating activities	17,349	(43)
<u>Cash flows from investing activities</u>		
(Increase) / decrease in cash pool - US dollar	(18,314)	1,220
Plus: interest income	964	(1,177)
Net cash flow from investing activities	(17,350)	43
<u>Cash flow from financing activities</u>		
Savings on or cancellation of prior periods' obligations	1	-
Net cash flow from financing activities	1	-
<u>Net increase / (decrease) in cash and term deposits</u>		
Cash and term deposits, beginning of period	-	-
Cash and term deposits, end of period	-	-



**David Hastie
Chief Financial Officer**

Date: 2 June 2009

Fund GFL

Other Accounts Receivable

USD '000

Staff Members	56
Vendors	2
Specialised Agencies	6,895
Other UN agencies	18,125
Other	11
Government	7,955
Total	<u>33,045</u>

Ageing of Other Accounts Receivable

Less than six months	14,353
Six months to one year	3,317
More than one year	7,210
More than two years	8,165
	<u>33,045</u>

Other Assets

Education Grant Advances	20
Others	12
	<u>32</u>

Other Accounts Payable

Governments	1,368
staff members	35
Vendors	11
Specialised agencies	84
Other UN agencies	3,247
Other	73
	<u>4,818</u>

TECHNICAL COOPERATION TRUST FUND FOR THE IMPLEMENTATION OF THE GLOBAL ENVIRONMENTAL FACILITY FEE-BASED SYSTEM FOR FUNDING PROJECTS

STATEMENT OF INCOME AND EXPENDITURE AND CHANGES IN RESERVES AND FUND BALANCE FOR THE FIRST YEAR OF BIENNIUM 2008-2009 ENDED 31 DECEMBER 2008

	2008	2007
	\$ 000's	\$ 000's
<u>Income</u>		
Voluntary contributions		
Interest income	1,622	9,264
Miscellaneous income	345	1,012
Total income	-	(1)
<u>Expenditure</u>		
Staff and other personnel costs		
Contractual services	7,259	6,400
Travel	53	90
Operating expenses	565	614
Acquisitions	1,084	607
Total expenditure	96	130
Excess / (shortfall) of income over expenditure	9,057	7,841
Prior year adjustment	(7,090)	2,434
Net excess / (shortfall) of income over expenditure	(40)	(241)
Savings on cancellation of prior periods' obligations	(7,130)	2,193
Transfer to other funds	-	1
Refunds to donors	-	9
Reserves and fund balances, beginning of period	-	(286)
Reserves and fund balances, end of period	20,170	18,255
	13,040	20,172

STATEMENT OF ASSETS, LIABILITIES, RESERVES AND FUND BALANCE AS AT 31 DECEMBER 2008

<u>Assets</u>		
Cash pool - US dollar		
Accounts receivable:	13,119	16,353
Inter-fund balances		
Other	155	4,189
Other Assets	286	145
Total assets	75	83
	13,635	20,770
<u>Liabilities</u>		
Unliquidated obligations		
Accounts payable:	441	527
Inter-fund balances		
Other	-	-
Total liabilities	154	71
	595	598
<u>Reserves and fund balances</u>		
Cumulative surplus		
Total reserves and fund balances	13,040	20,172
Total liabilities, reserves and fund balances	13,040	20,172
	13,635	20,770

* Difference in Fund balance end 2007 against fund balance opening 2008 is rounding


David Hastie
Chief Financial Officer

Date: 2 June 2009

**TECHNICAL COOPERATION TRUST FUND FOR THE IMPLEMENTATION OF THE GLOBAL
ENVIRONMENTAL FACILITY FEE-BASED SYSTEM FOR FUNDING PROJECTS**

**STATEMENT OF CASH FLOWS FOR THE FIRST YEAR OF THE BIENNIUM 2008-2009 ENDED 31
DECEMBER 2008**

	2008	2007
	\$ 000's	\$ 000's
<u>Cash flows from operating activities</u>		
Net excess / (shortfall) of income over expenditure	(7,130)	2,193
<u>(Increase) / decrease in</u>		
Other accounts receivable	(141)	214
Other assets	8	(29)
Inter-fund balances	4,033	(4,252)
<u>Increase / (decrease) in</u>		
Unliquidated obligations	(86)	276
Other accounts payable	82	(47)
Less: interest income	(345)	(1,012)
Net cash from operating activities	(3,579)	(2,657)
<u>Cash flows from investing activities</u>		
(Increase) / decrease in cash pool - US dollars	3,234	1,921
Plus: interest income	345	1,012
Net cash flow from investing activities	3,579	2,933
<u>Cash flows from financing activities</u>		
Savings on or cancellation of prior periods' obligations	-	1
Transfer from/(to) other funds	-	9
Refunds to donors	-	(286)
Net cash flow from financing activities	-	(276)
<u>Net increase / (decrease) in cash and term deposits</u>		
Cash and term deposits, beginning of period	-	-
Cash and term deposits, end of period	-	-



David Hastie
Chief Financial Officer

Date: 2 June 2009

Fund FBL**Other Accounts Receivable****USD '000**

Staff Members	229
Vendors	3
Specialised Agencies	50
Other UN agencies	3
Other	2
Government	-
Total	<u><u>286</u></u>

Ageing of Other Accounts Receivable

Less than six months	114
Six months to one year	168
More than one year	4
More than two years	0
	<u><u>286</u></u>

Other Assets

Education Grant Advances	72
Others	3
	<u><u>75</u></u>

Other Accounts Payable

Governments	-
staff members	98
Vendors	32
Specialised agencies	-
Other UN agencies	12
Other	11
	<u><u>154</u></u>


**TECHNICAL COOPERATION TRUST FUND FOR THE MANAGEMENT OF UNEP/GEF
NATIONAL ADAPTATION PROGRAMME OF ACTION FOR LEAST DEVELOPED COUNTRIES**

**STATEMENT OF INCOME AND EXPENDITURE AND CHANGES IN RESERVES AND FUND
BALANCE FOR THE FIRST YEAR OF BIENNIUM 2008-2009 ENDED 31 DECEMBER 2008**

	2008 \$ 000's	2007 \$ 000's
<u>Income</u>		
Voluntary contributions	515	-
Interest income	19	30
Total income	534	30
<u>Expenditure</u>		
Staff and other personnel costs	60	109
Contractual services	45	7
Travel	18	9
Operating expenses	119	212
Acquisitions	28	6
Total expenditure	270	343
Excess / (shortfall) of income over expenditure	264	(313)
Reserves and fund balances, beginning of period	626	939
Reserves and fund balances, end of period	890	626

**STATEMENT OF ASSETS, LIABILITIES, RESERVES AND FUND BALANCE AS AT 31
DECEMBER 2008**

<u>Assets</u>		
Cash pool - US dollar	735	485
Accounts receivable:-		
Inter-fund balances	13	1
Other	142	204
Other Assets	-	1
Total assets	890	691
<u>Liabilities</u>		
Unliquidated obligations	-	46
Accounts payable:		
Inter-fund balances	-	-
Other	-	19
Total liabilities	-	65
<u>Reserves and fund balances</u>		
Cumulative surplus	890	626
Total reserves and fund balances	890	626
Total liabilities, reserves and fund balances	890	691



David Hastie
Chief Financial Officer

Date: 2 June 2009

**TECHNICAL COOPERATION TRUST FUND FOR THE MANAGEMENT OF UNEP/GEF NATIONAL
ADAPTATION PROGRAMME OF ACTION FOR LEAST DEVELOPED COUNTRIES**

**STATEMENT OF CASH FLOWS FOR THE FIRST YEAR OF THE BIENNIUM 2008-2009 ENDED 31
DECEMBER 2008**

	2008	2007
	\$ 000's	\$ 000's
<u>Cash flows from operating activities</u>		
Net excess / (shortfall) of income over expenditure	264	(313)
<u>(Increase) / decrease in</u>		
Other accounts receivable	62	78
Other assets	1	(1)
Inter-fund balances	(12)	(33)
<u>Increase / (decrease) in</u>		
Unliquidated obligations	(46)	46
Other accounts payable	(19)	11
Less: interest income	(19)	(30)
Net cash from operating activities	231	(242)
<u>Cash flows from investing activities</u>		
(Increase) / decrease in cash pool	(250)	212
Plus: interest income	19	30
Net cash flow from investing activities	(231)	242
<u>Net increase / (decrease) in cash and term deposits</u>		
Cash and term deposits, beginning of period	-	-
Cash and term deposits, end of period	-	-



David Hastie
Chief Financial Officer

Date: 2 June 2009

Fund LDL

Other Accounts Receivable

USD '000

Staff Members	-
Vendors	-
Specialised Agencies	-
Other UN agencies	50
Other	-
Government	92
Total	<u>142</u>

Ageing of Other Accounts Receivable

Less than six months	20
Six months to one year	40
More than one year	40
More than two years	42
	<u>142</u>


**TECHNICAL COOPERATION TRUST FUND FOR THE MANAGEMENT OF UNEP/GEF SPECIAL
CLIMATE CHANGE FUND PROGRAMME**

**STATEMENT OF INCOME AND EXPENDITURE AND CHANGES IN RESERVES AND FUND
BALANCE FOR THE FIRST YEAR OF BIENNIUM 2008-2009 ENDED 31 DECEMBER 2008**

	2008 \$ 000's	2007 \$ 000's
<u>Income</u>		
Voluntary contributions	25	-
Interest income	-	-
Total income	25	-
<u>Expenditure</u>		
Staff and other personnel costs	-	-
Contractual services	16	-
Travel	-	-
Operating expenses	9	-
Acquisitions	-	-
Total expenditure	25	-
Excess / (shortfall) of income over expenditure	-	-
Reserves and fund balances, beginning of period	-	-
Reserves and fund balances, end of period	-	-

**STATEMENT OF ASSETS, LIABILITIES, RESERVES AND FUND BALANCE AS AT 31
DECEMBER 2008**

<u>Assets</u>		
Cash pool - US dollar	-	-
Accounts receivable:-	-	-
Inter-fund balances	-	-
Other	-	-
Other Assets	-	-
Total assets	-	-
<u>Liabilities</u>		
Unliquidated obligations	-	-
Accounts payable:	-	-
Inter-fund balances	-	-
Other	-	-
Total liabilities	-	-
<u>Reserves and fund balances</u>		
Cumulative surplus	-	-
Total reserves and fund balances	-	-
Total liabilities, reserves and fund balances	-	-



**David Hastie
Chief Financial Officer**

Date: 2 June 2009


TECHNICAL COOPERATION TRUST FUND FOR THE UNEP/GEF STRATEGIC PARTNERSHIP

STATEMENT OF INCOME AND EXPENDITURE AND CHANGES IN RESERVES AND FUND BALANCE FOR THE FIRST YEAR OF BIENNIUM 2008-2009 ENDED 31 DECEMBER 2008

	2008 \$ 000's	2007 \$ 000's
<u>Income</u>		
Miscellaneous income	-	(1)
Total income	-	(1)
<u>Expenditure</u>		
Staff and other personnel costs	-	(1)
Total expenditure	-	(1)
Excess / (shortfall) of income over expenditure	-	-
Prior period adjustment	-	(2)
Net excess / (shortfall) of income over expenditure	-	(2)
Savings on cancellation of prior periods' obligations	-	(1)
Transfer to other funds	-	(7)
Reserves and fund balances, beginning of period	-	10
Reserves and fund balances, end of period	-	-

STATEMENT OF ASSETS, LIABILITIES, RESERVES AND FUND BALANCE AS AT 31 DECEMBER 2007

<u>Assets</u>		
Cash pool - US dollar	-	-
Total assets	-	-
<u>Liabilities</u>		
Accounts payable:		
Inter-fund balances	-	-
Other	-	-
Total liabilities	-	-
<u>Reserves and fund balances</u>		
Cumulative surplus	-	-
Total reserves and fund balances	-	-
Total liabilities, reserves and fund balances	-	-



David Hastie
Chief Financial Officer

Date: 2 June 2009

TECHNICAL COOPERATION TRUST FUND FOR THE UNEP/GEF STRATEGIC PARTNERSHIP

STATEMENT OF CASH FLOWS FOR THE FIRST YEAR OF THE BIENNIUM 2008-2009 ENDED 31 DECEMBER 2008

	2008	2007
	\$ 000's	\$ 000's
<u>Cash flows from operating activities</u>		
Net excess / (shortfall) of income over expenditure	-	(2)
<u>Increase / (decrease) in</u>		
Interfund balances	-	(1)
Other accounts payable	-	-
Unliquidated obligations	-	-
Net cash from operating activities	-	(3)
<u>Cash flows from investing activities</u>		
(Increase) / decrease in cash pool	-	11
Net cash flow from investing activities	-	11
<u>Cash flows from financing activities</u>		
Savings on cancellation of prior periods' obligations	-	(1)
Transfer from/(to) other funds	-	(7)
Net cash flow from financing activities	-	(8)
<u>Net increase / (decrease) in cash and term deposits</u>		
Cash and term deposits, beginning of period	-	-
Cash and term deposits, end of period	-	-



David Hastie
Chief Financial Officer

Date: 2 June 2009